

**Table of Contents**

	<b>Page</b>		
<b>About This Study</b>	<b>2</b>		
<hr/>			
Results for the questions below are reported in two sections:			
<ul style="list-style-type: none"> <li>• <b>All Respondents Combined</b> includes overall results for all respondents.</li> <li>• <b>Select Breakout of Results</b> includes results by ownership status, DSO affiliation, practice size, geography, sex, years experience, age, &amp; race/ethnicity.</li> </ul>			
	<table border="0" style="margin-left: auto; margin-right: auto;"> <thead> <tr> <th style="text-align: center;"><b>All Respondents Combined</b></th> <th style="text-align: center;"><b>Select Breakouts of Results</b></th> </tr> </thead> </table>	<b>All Respondents Combined</b>	<b>Select Breakouts of Results</b>
<b>All Respondents Combined</b>	<b>Select Breakouts of Results</b>		
Looking ahead to the next six months, how confident are you in the recovery of: (Your particular dental practice, The dental care sector in general, The U.S. economy)	<table border="0" style="margin-left: auto; margin-right: auto;"> <tr> <td style="text-align: center;">3</td> <td style="text-align: center;">8</td> </tr> </table>	3	8
3	8		
How full was you dental practice’s appointment schedule last week?	<table border="0" style="margin-left: auto; margin-right: auto;"> <tr> <td style="text-align: center;">3</td> <td style="text-align: center;">16</td> </tr> </table>	3	16
3	16		
Which of the following factors prevented your dental practice’s appointment schedule from reaching 100% last week? (Patient cancellations, Not enough patients making appointments, Trouble filling vacant staff positions, COVID safety protocols, Other)	<table border="0" style="margin-left: auto; margin-right: auto;"> <tr> <td style="text-align: center;">4</td> <td style="text-align: center;">16</td> </tr> </table>	4	16
4	16		
[Owners only] Currently, how many business days does the average <i>patient of record</i> have to wait for an appointment (excluding emergencies)?	<table border="0" style="margin-left: auto; margin-right: auto;"> <tr> <td style="text-align: center;">5</td> <td style="text-align: center;">32</td> </tr> </table>	5	32
5	32		
[Owners only] Currently, how many business days does the average <i>new patient</i> have to wait for an initial appointment (excluding emergencies)?	<table border="0" style="margin-left: auto; margin-right: auto;"> <tr> <td style="text-align: center;">5</td> <td style="text-align: center;">32</td> </tr> </table>	5	32
5	32		
Have you recently or are you currently recruiting any of the following positions in your dental practice? (Dental hygienists, Dental assistants, Dentists, Administrative staff)	<table border="0" style="margin-left: auto; margin-right: auto;"> <tr> <td style="text-align: center;">6</td> <td style="text-align: center;">39</td> </tr> </table>	6	39
6	39		
How challenging has it been to recruit the position(s) below? (Dental hygienists, Dental assistants, Dentists, Administrative staff)	<table border="0" style="margin-left: auto; margin-right: auto;"> <tr> <td style="text-align: center;">6</td> <td style="text-align: center;">39</td> </tr> </table>	6	39
6	39		
[Owner dentists] Have you offered any of these new benefits to dental hygienist and dental assistant applicants that you did not provide prior to the COVID-19 pandemic? (Select all that apply.)	<table border="0" style="margin-left: auto; margin-right: auto;"> <tr> <td style="text-align: center;">5</td> <td style="text-align: center;">57</td> </tr> </table>	5	57
5	57		
 <b>Number of Responses by Wave/by Group</b>	 <b>65</b>		

## About This Study

To better understand the economic and operational conditions in dental practices and public health clinics over time, and to measure the impact of the COVID-19 pandemic and other emerging issues in dentistry, the ADA Health Policy Institute launched a tracking poll in January 2022. For the initial wave over the week of January 17, 2022, we invited nearly 80,000 dentists from across the U.S. to join a panel in which they will complete a survey once a month; over 3,000 have opted to participate. The number of respondents in each wave, along with the number of responses in each reporting category in the current wave, can be found at the end of this report.

Below are the results from the latest wave of this study, the week of August 14, 2023 for dentists working in private dental practices. The report includes breakouts by ownership status, DSO affiliation, practice size, geographic location, sex, age group, and race/ethnicity. Unless noted otherwise, charts reflect the results from the latest wave of data collection. **Please note that we only include graphics representing at least 30 responses.** Because of this, we were not able to include results for respondents in the following categories: under age 35, large group (10+ dentists) and Black. The number of respondents by demographics can be found at the end of this report.

This report was published in August 2023 by the American Dental Association's Health Policy Institute.

211 E. Chicago Avenue  
Chicago, Illinois 60611

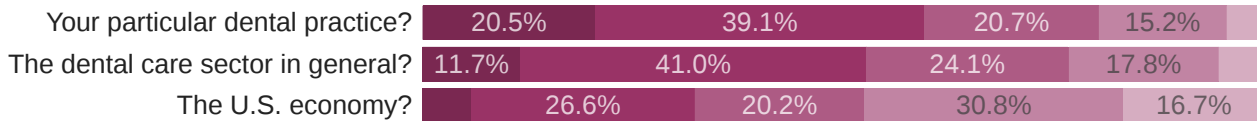
[hpi@ada.org](mailto:hpi@ada.org)

For more information on other publications, products and services, please visit our website, [ADA.org/HPI](https://ada.org/HPI).

**All Respondents**

**Looking ahead to the next six months, how confident are you in the recovery of:**

1141 Responses



- Very confident
- Somewhat confident
- Neither confident nor skeptical
- Somewhat skeptical
- Very skeptical

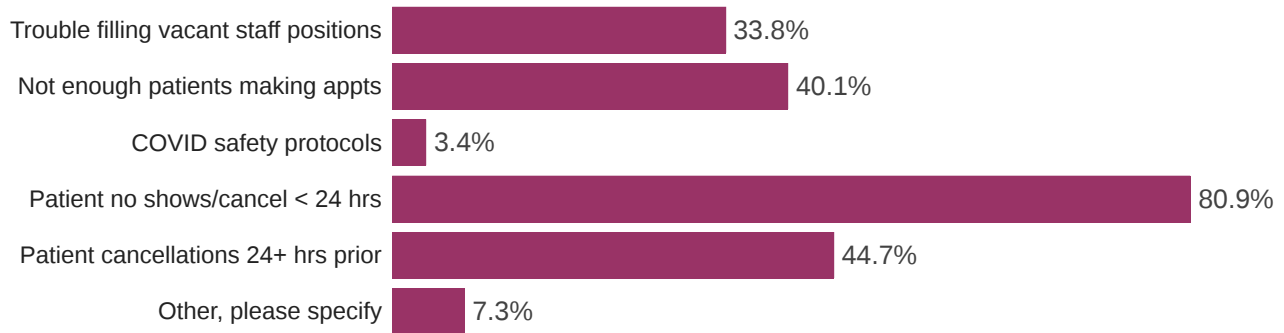
**How full was your dental practice's appointment schedule last week?**



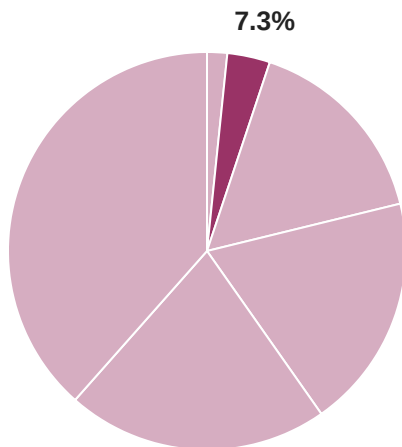
- Mean % of appointment schedule filled

**Which of the following factors prevented your dental practice’s appointment schedule from reaching 100% last week? (Select all that apply.)**

930 Responses



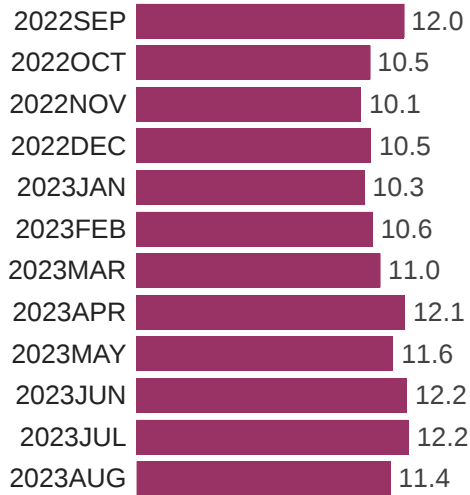
68 respondents (7.3%) selected "other, please specify." Their responses are categorized below



Other, please specify:

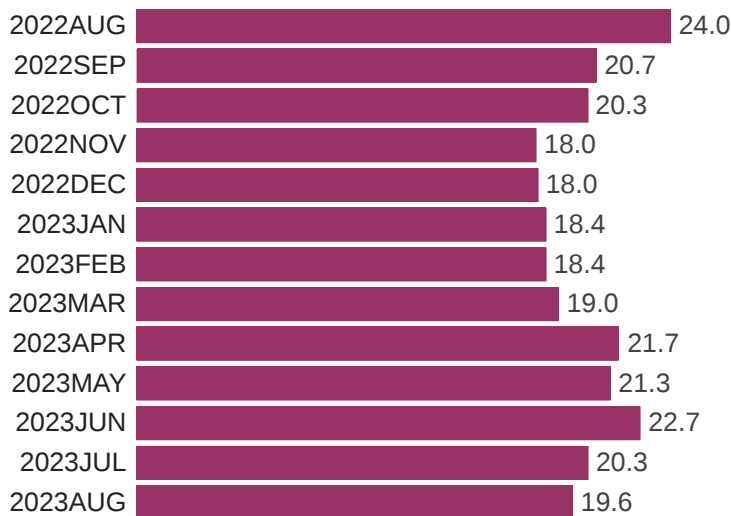
Other, please specify:	Percentage of Responses
BEGINNING OF SCHOOL / SEASONAL LOW	25.0%
STAFF OUT ON VACATION / LEAVE	20.6%
DROPPED DENTAL PLAN / LOW REIMBURSEMENT / INSURANCE ISSUES	8.8%
PATIENTS AWAY / OFFICE CLOSED FOR BREAK OR HOLIDAY	7.4%
STAFF SHORTAGES / REDUCED HOURS	5.9%
PATIENTS POSTPONING TREATMENT DUE TO COST	5.9%
TRAINING / CREDENTIALING OF NEW STAFF	4.4%
INEXPERIENCED / INEFFICIENT / DISENGAGED STAFF	4.4%
BAD ECONOMIC CONDITIONS	4.4%
TRANSITIONING TO RETIREMENT	2.9%
STAFF OUT WITH COVID/QUARANTINE/OTHER ILLNESS	2.9%
COMPETITION WITH OTHER DENTISTS IN THE AREA	2.9%
PATIENT FEAR/HESITANCY TO VISIT DENTIST	1.5%
INCREASING COSTS TO RUN PRACTICE / HIGH SALARY OR WAGE DEMANDS	1.5%
HAPPY WITH CURRENT VOLUME	1.5%
MISCELLANEOUS	4.4%

Currently, how many business days does the average *patient of record* have to wait for an appointment (excluding emergencies)?



● Mean number of days

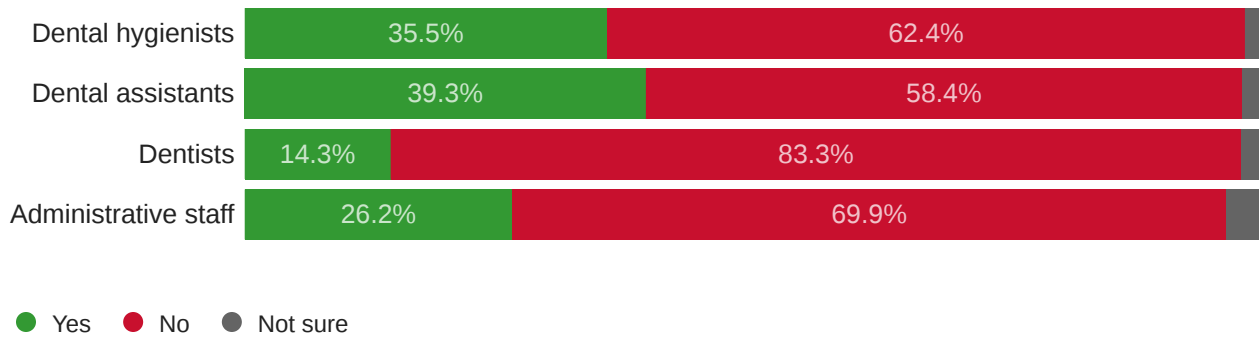
Currently, how many business days does the average *new patient* have to wait for an initial appointment (excluding emergencies)?



● Mean number of days

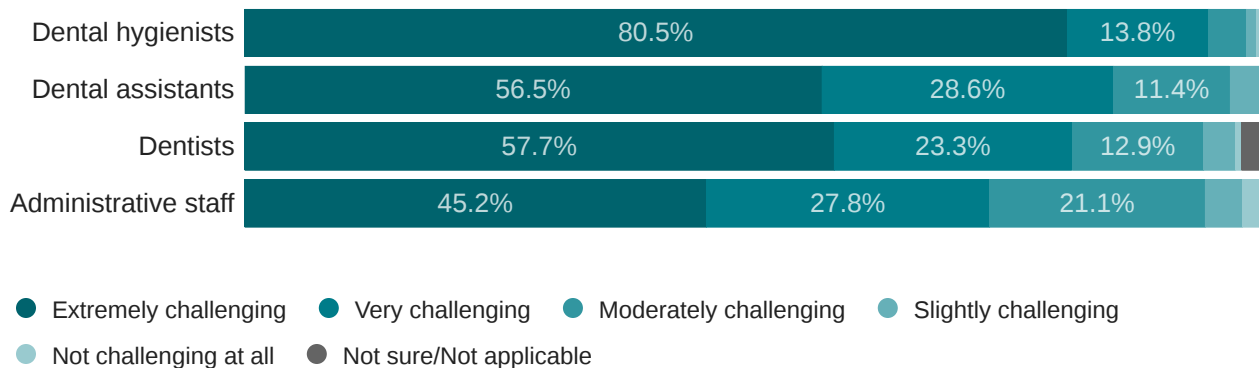
### Have you recently or are you currently recruiting any of the following positions in your dental practice?

1141 Responses



### How challenging has it been to recruit the position(s) below?

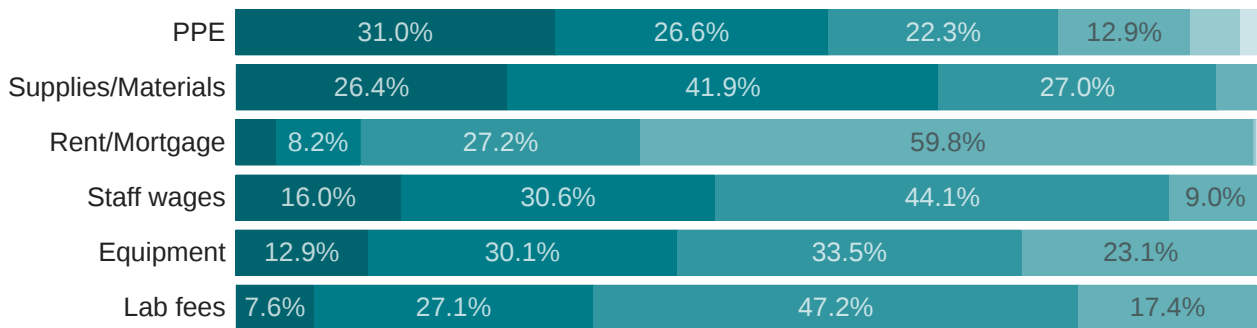
710 Responses



**[Owner dentists] How have prices changed for your practice in each of the following categories of expenses over the last 12 months?**

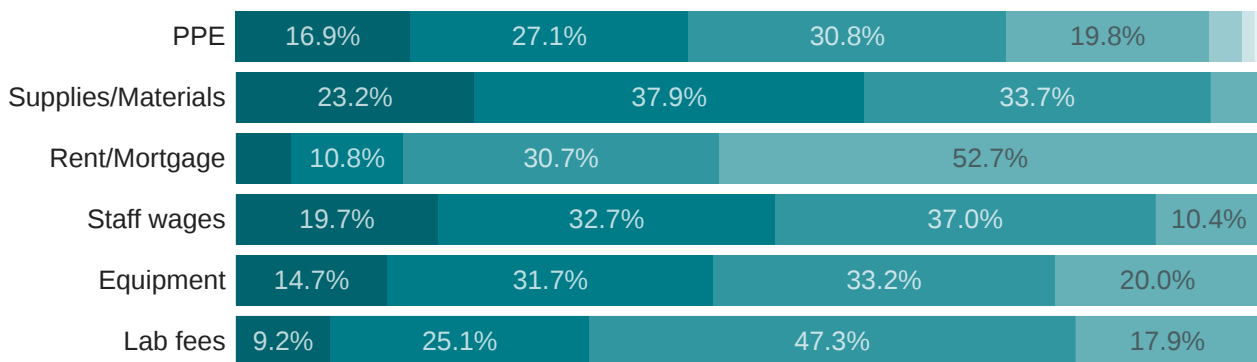
**August 2022**

1128 Responses

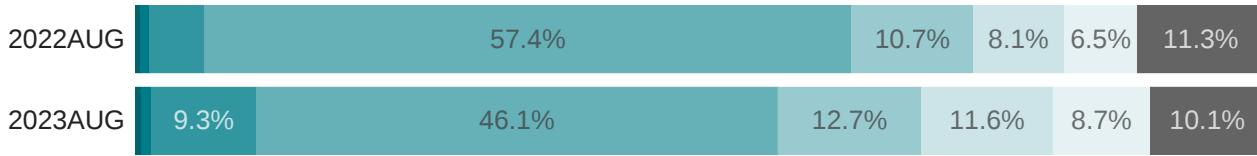


**August 2023**

1051 Responses



**[Owner dentists] How has the average reimbursement level from all insurance companies in your practice changed in the last 12 months?**



- Increased by more than 10%
- Increased by 6-10%
- Increased by 1-5%
- Stayed about the same
- Decreased by 1-5%
- Decreased by 6-10%
- Decreased by more than 10%
- My practice does not participate in an insurance plan

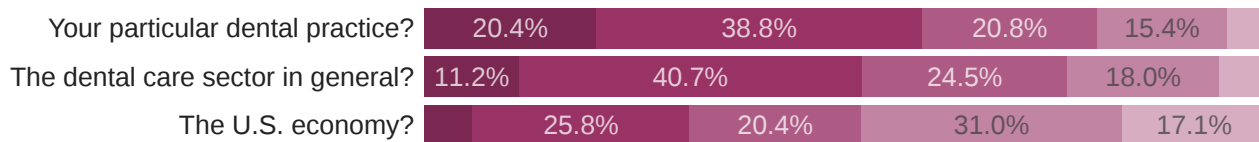


## Economic Confidence

### BY OWNERSHIP STATUS

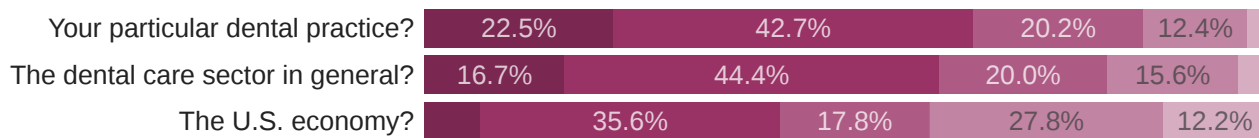
Looking ahead to the next six months, how confident are you in the recovery of:

#### Owner



- Very confident
- Somewhat confident
- Neither confident nor skeptical
- Somewhat skeptical
- Very skeptical

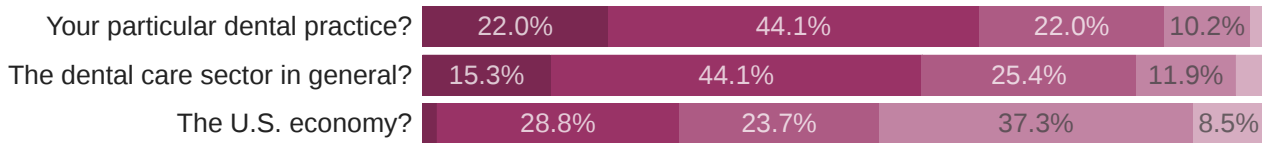
#### Non-owner



**BY DSO AFFILIATION**

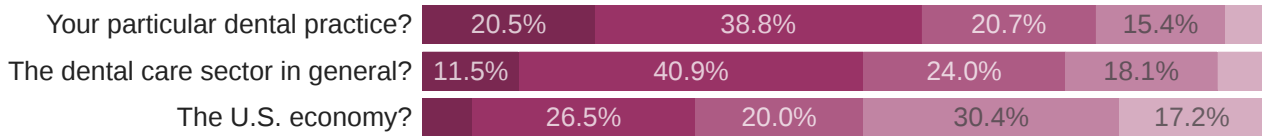
Looking ahead to the next six months, how confident are you in the recovery of:

**DSO**



- Very confident
- Somewhat confident
- Neither confident nor skeptical
- Somewhat skeptical
- Very skeptical

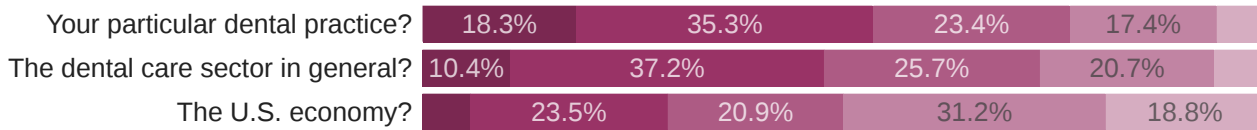
**Non-DSO**



**BY PRACTICE SIZE**

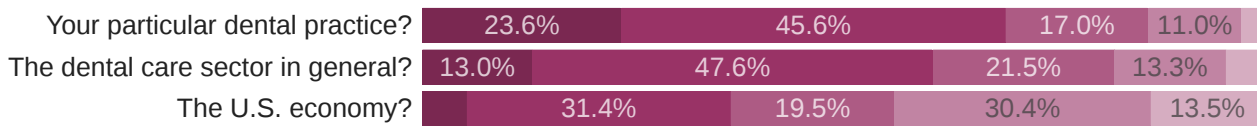
Looking ahead to the next six months, how confident are you in the recovery of:

**Solo dentists**



- Very confident
- Somewhat confident
- Neither confident nor skeptical
- Somewhat skeptical
- Very skeptical

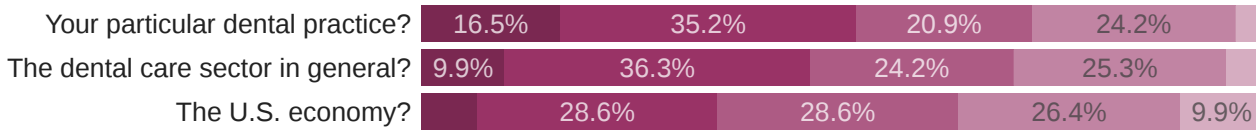
**2 to 9 dentists**



**BY GEOGRAPHY**

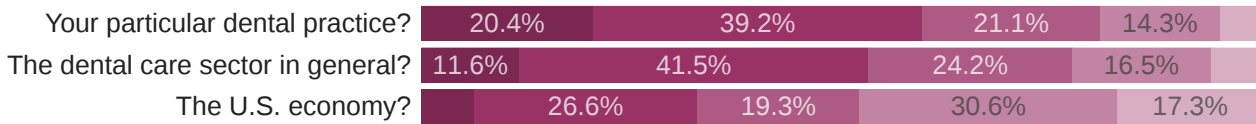
Looking ahead to the next six months, how confident are you in the recovery of:

**Top 20 cities**

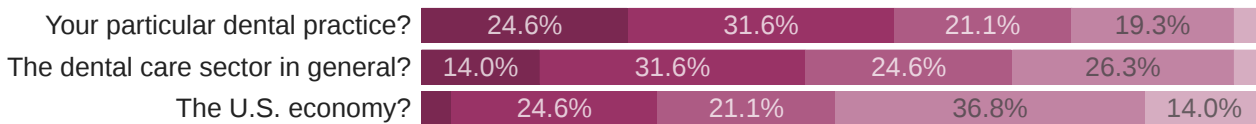


- Very confident
- Somewhat confident
- Neither confident nor skeptical
- Somewhat skeptical
- Very skeptical

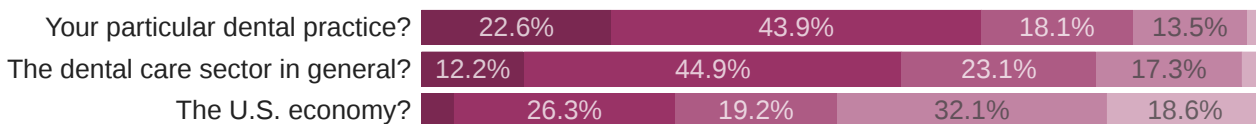
**Other urban**



**Suburban**



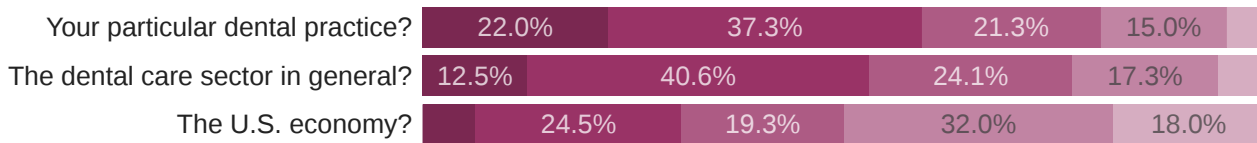
**Rural**



**BY SEX**

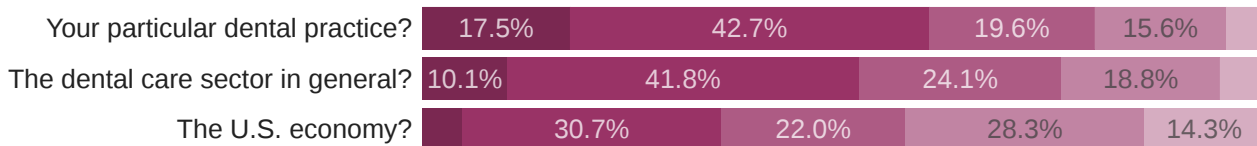
Looking ahead to the next six months, how confident are you in the recovery of:

**Male**



- Very confident
- Somewhat confident
- Neither confident nor skeptical
- Somewhat skeptical
- Very skeptical

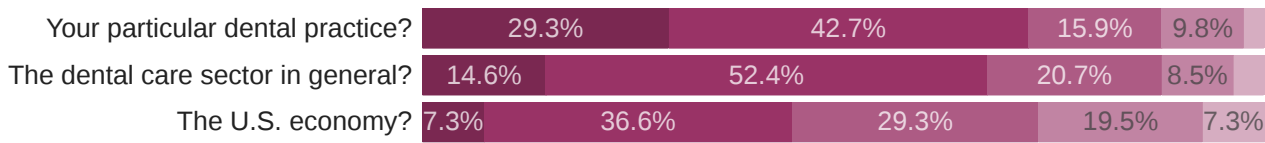
**Female**



**BY YEARS EXPERIENCE**

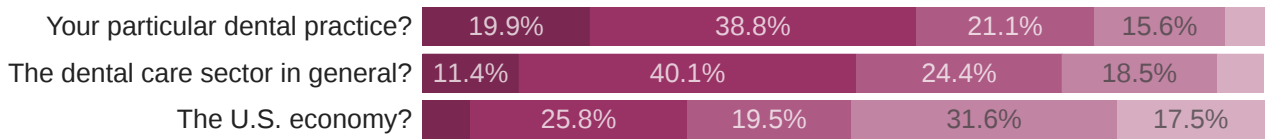
Looking ahead to the next six months, how confident are you in the recovery of:

**New dentists (graduated 2013 - 2022)**



- Very confident
- Somewhat confident
- Neither confident nor skeptical
- Somewhat skeptical
- Very skeptical

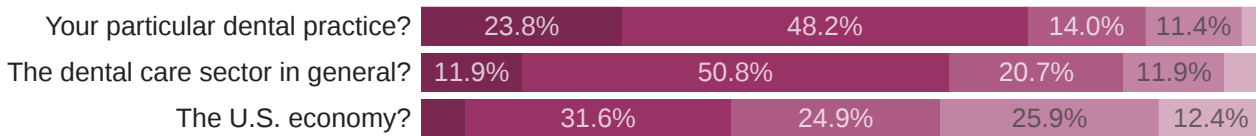
**Established dentists (graduated before 2013)**



**BY AGE GROUP**

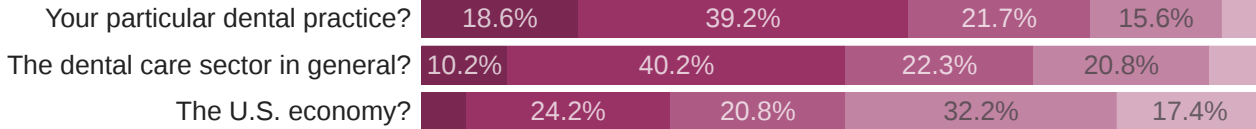
Looking ahead to the next six months, how confident are you in the recovery of:

**35 to 44**

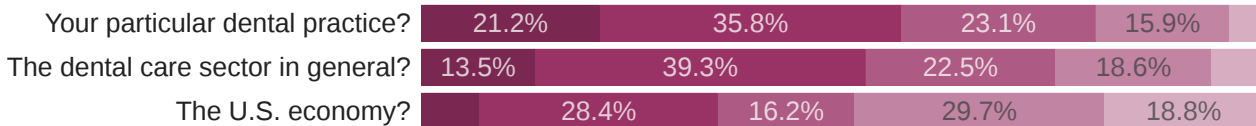


- Very confident
- Somewhat confident
- Neither confident nor skeptical
- Somewhat skeptical
- Very skeptical

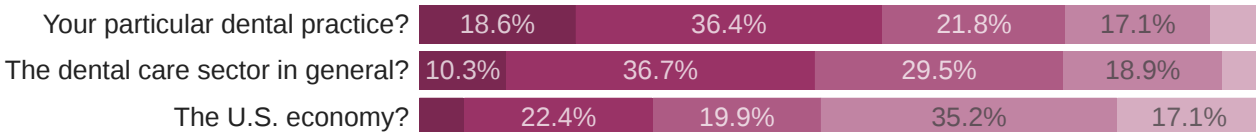
**45 to 54**



**55 to 64**



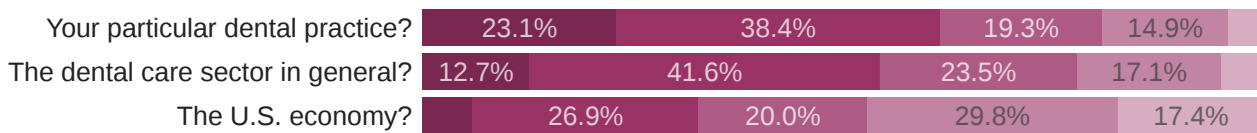
**65 or older**



**BY RACE/ETHNICITY**

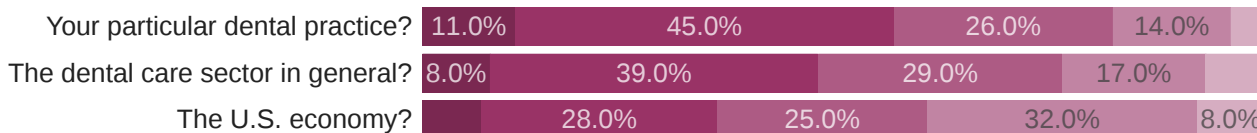
Looking ahead to the next six months, how confident are you in the recovery of:

**White**

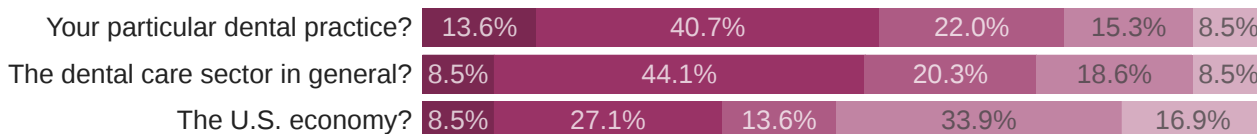


- Very confident
- Somewhat confident
- Neither confident nor skeptical
- Somewhat skeptical
- Very skeptical

**Asian**



**Hispanic**





## Appointment Schedule

### BY OWNERSHIP STATUS

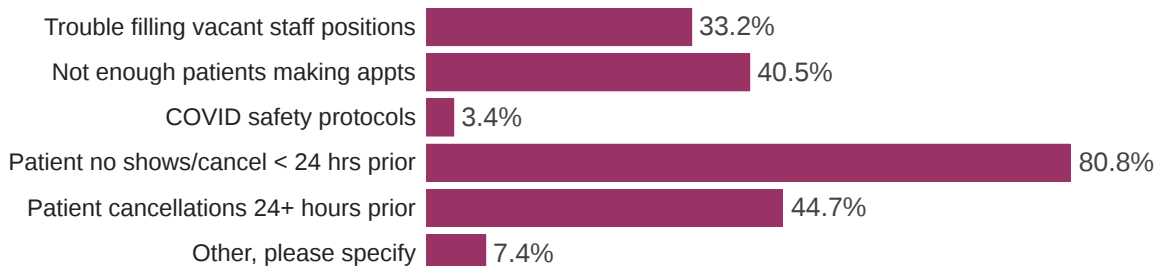
#### Owner

How full was your dental practice's appointment schedule last week?



● Mean % of schedule filled

Which of the following factors prevented your dental practice's appointment schedule from reaching 100% last week? (Select all that apply.)



**BY OWNERSHIP STATUS (continued)**

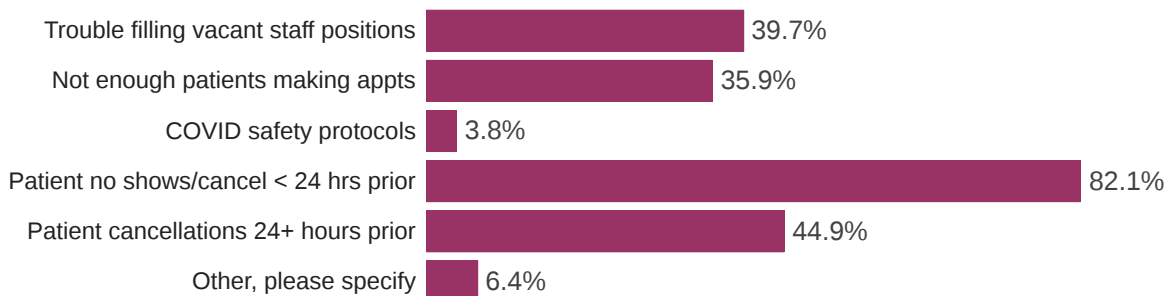
**Non-owner**

**How full was your dental practice's appointment schedule last week?**



● Mean % of schedule filled

**Which of the following factors prevented your dental practice's appointment schedule from reaching 100% last week? (Select all that apply.)**



**BY DSO AFFILIATION**

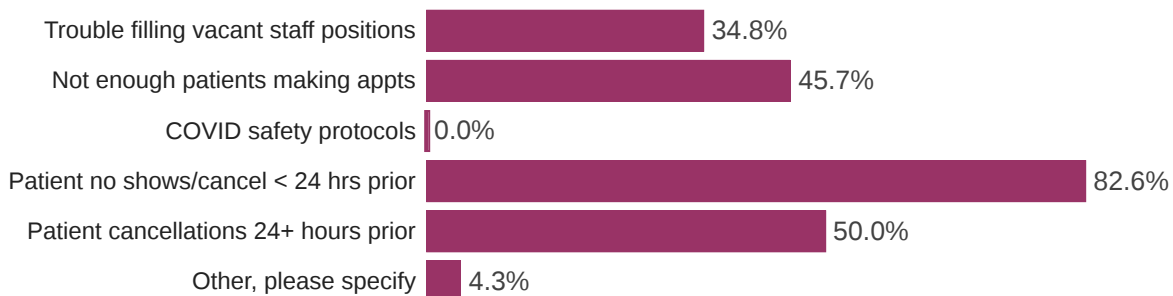
**DSO**

**How full was your dental practice's appointment schedule last week?**



● Mean % of schedule filled

**Which of the following factors prevented your dental practice's appointment schedule from reaching 100% last week? (Select all that apply.)**



**BY DSO AFFILIATION (continued)**

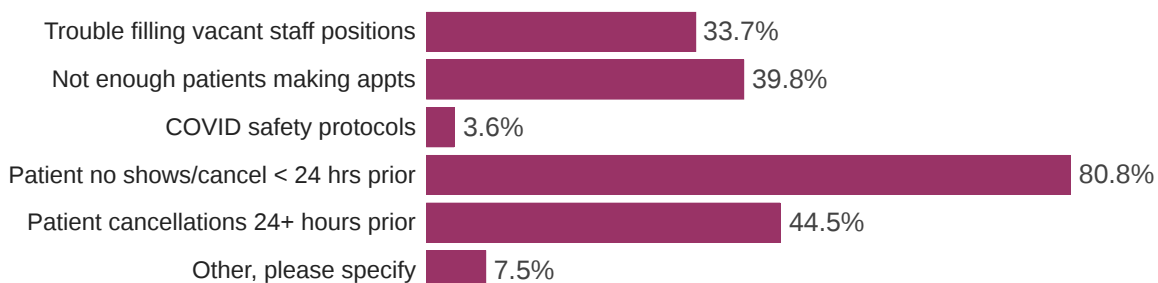
**Non-DSO**

**How full was your dental practice's appointment schedule last week?**



● Mean % of schedule filled

**Which of the following factors prevented your dental practice's appointment schedule from reaching 100% last week? (Select all that apply.)**



**BY PRACTICE SIZE**

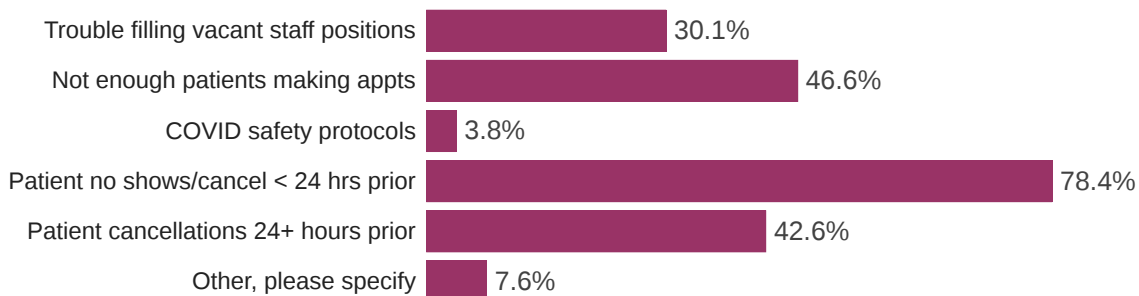
**Solo dentists**

**How full was your dental practice's appointment schedule last week?**



● Mean % of schedule filled

**Which of the following factors prevented your dental practice's appointment schedule from reaching 100% last week? (Select all that apply.)**



**BY PRACTICE SIZE (continued)**

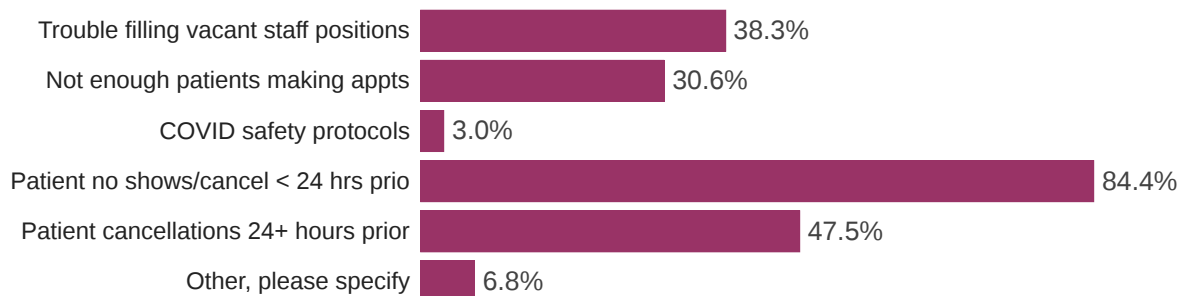
**2 to 9 dentists**

**How full was your dental practice's appointment schedule last week?**



● Mean % of schedule filled

**Which of the following factors prevented your dental practice's appointment schedule from reaching 100% last week? (Select all that apply.)**



**BY GEOGRAPHY**

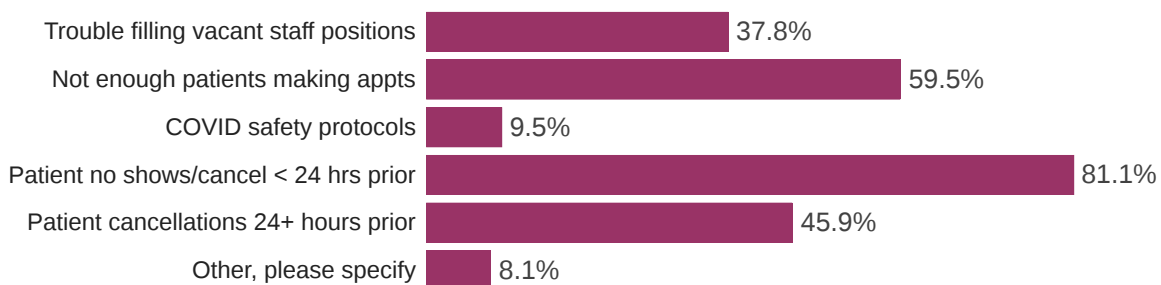
**Top 20 cities**

**How full was your dental practice's appointment schedule last week?**



● Mean % of schedule filled

**Which of the following factors prevented your dental practice's appointment schedule from reaching 100% last week? (Select all that apply.)**



**BY GEOGRAPHY (continued)**

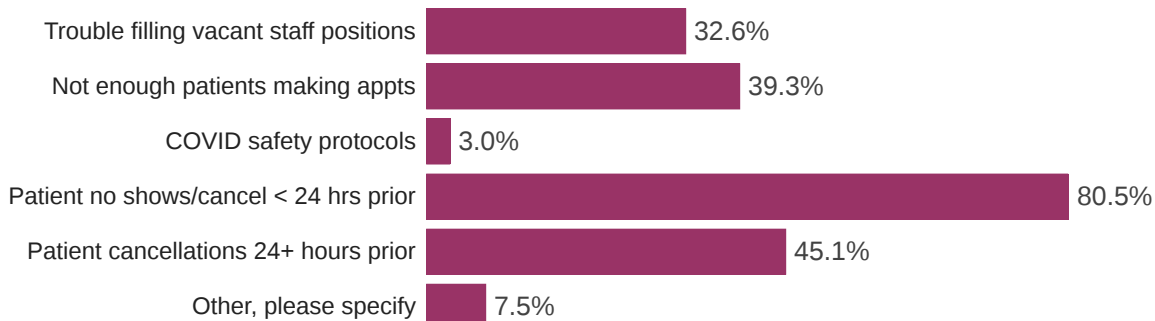
**Other Urban**

**How full was your dental practice's appointment schedule last week?**



● Mean % of schedule filled

**Which of the following factors prevented your dental practice's appointment schedule from reaching 100% last week? (Select all that apply.)**





**BY GEOGRAPHY (continued)**

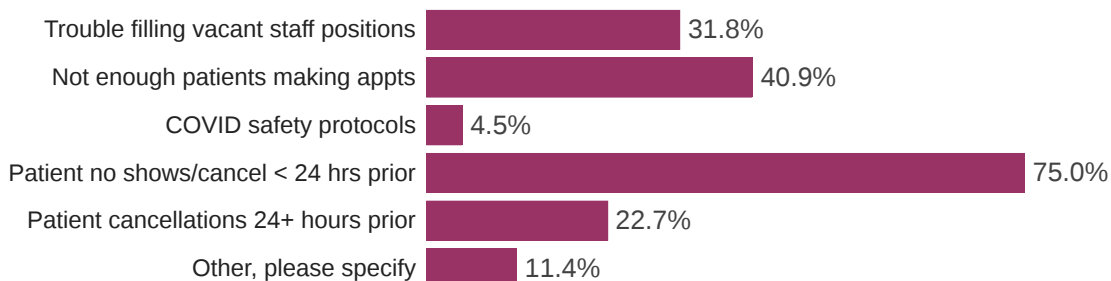
**Suburban**

**How full was your dental practice's appointment schedule last week?**



● Mean % of schedule filled

**Which of the following factors prevented your dental practice's appointment schedule from reaching 100% last week? (Select all that apply.)**



**BY GEOGRAPHY (continued)**

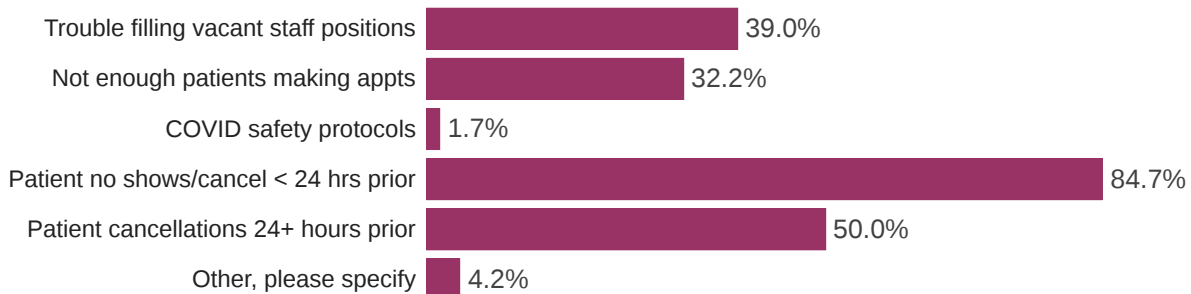
**Rural**

**How full was your dental practice's appointment schedule last week?**



● Mean % of schedule filled

**Which of the following factors prevented your dental practice's appointment schedule from reaching 100% last week? (Select all that apply.)**



**BY SEX**

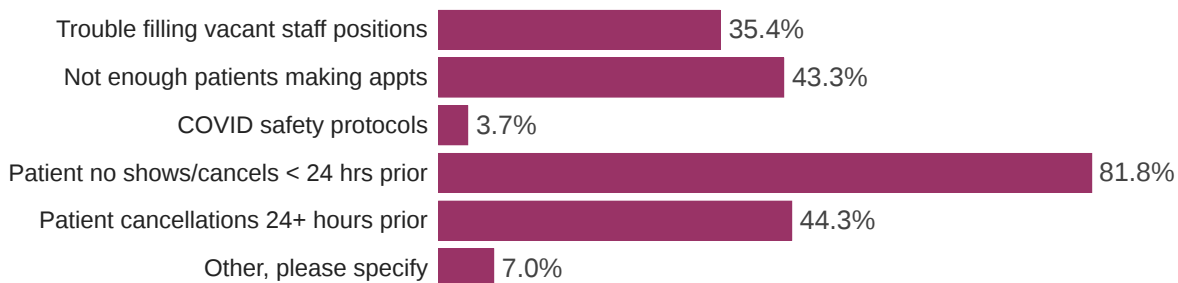
**Male**

**How full was your dental practice's appointment schedule last week?**



● Mean % of schedule filled

**Which of the following factors prevented your dental practice's appointment schedule from reaching 100% last week? (Select all that apply.)**



**BY SEX (continued)**

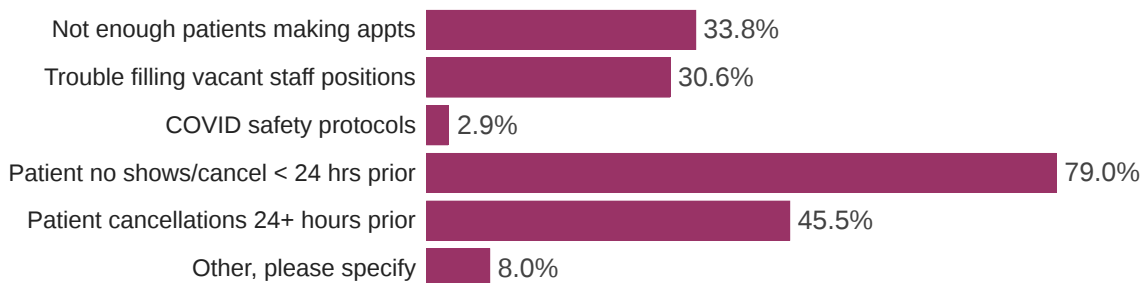
**Female**

**How full was your dental practice's appointment schedule last week?**



● Mean % of schedule filled

**Which of the following factors prevented your dental practice's appointment schedule from reaching 100% last week? (Select all that apply.)**



**BY YEARS EXPERIENCE**

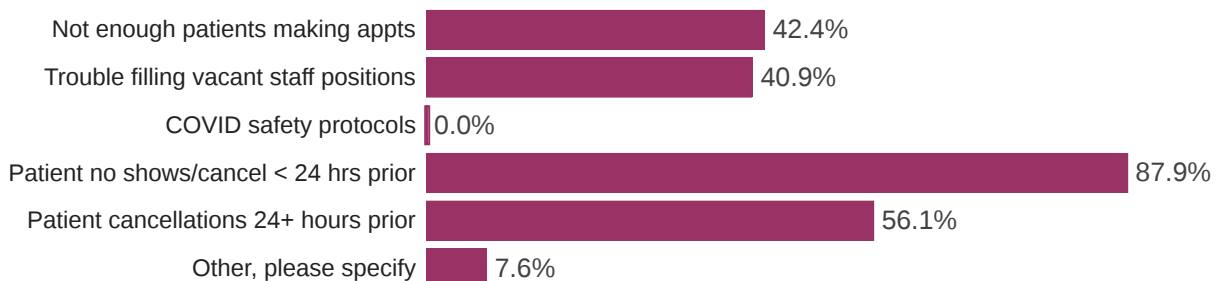
**New dentists (graduated 2013 - 2022)**

**How full was your dental practice's appointment schedule last week?**



● Mean % of schedule filled

**Which of the following factors prevented your dental practice's appointment schedule from reaching 100% last week? (Select all that apply.)**



**BY YEARS EXPERIENCE (continued)**

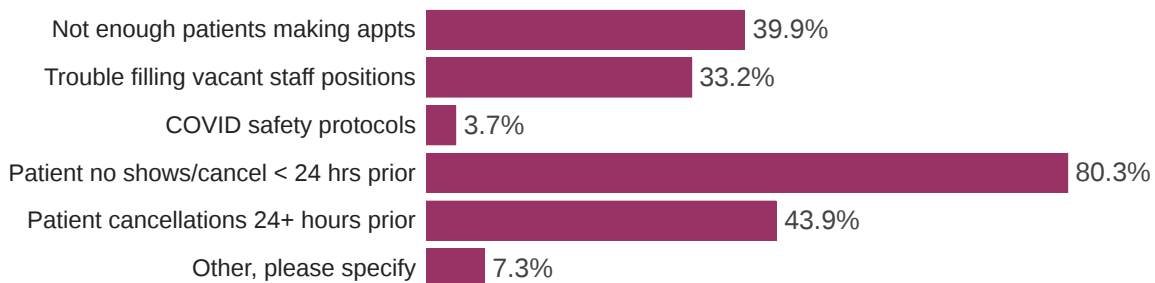
**Established dentists (graduated before 2013)**

**How full was your dental practice's appointment schedule last week?**



● Mean % of schedule filled

**Which of the following factors prevented your dental practice's appointment schedule from reaching 100% last week? (Select all that apply.)**



**BY AGE**

**How full was your dental practice's appointment schedule last week?**



● Mean % of schedule filled

**Which of the following factors prevented your dental practice's appointment schedule from reaching 100% last week? (Select all that apply.)**

Field	<35	35-44	45-54	55-64	65+
Not enough patients trying to make appointments	42.9%	35.3%	37.7%	39.6%	45.6%
Trouble filling vacant staff positions	38.1%	34.6%	35.9%	32.1%	33.1%
COVID safety protocols are limiting the capacity	0.0%	2.0%	2.7%	2.7%	6.3%
Patient no shows/ cancellations < 24 hrs	95.2%	86.9%	81.6%	79.9%	76.2%
Patient cancellations 24+ hours prior	61.9%	51.6%	44.8%	44.7%	38.5%
Other, please specify	9.5%	4.6%	6.3%	6.1%	11.3%

**BY RACE/ETHNICITY**

**How full was your dental practice's appointment schedule last week?**



**Which of the following factors prevented your dental practice's appointment schedule from reaching 100% last week? (Select all that apply.)**

Field	White	Asian	Hispanic	Black
Not enough patients trying to make appointments	37.2%	51.9%	47.7%	30.0%
Trouble filling vacant staff positions	32.9%	41.6%	31.8%	40.0%
COVID safety protocols are limiting the capacity	3.0%	9.1%	2.3%	0.0%
Patient no shows/cancellations < 24 hrs	81.2%	71.4%	86.4%	80.0%
Patient cancellations 24+ hours prior	44.7%	55.8%	43.2%	60.0%
Other, please specify	7.3%	6.5%	6.8%	10.0%



## Patient Wait Times

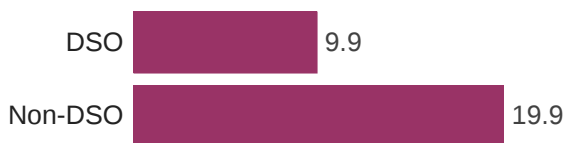
### BY DSO AFFILIATION

[Owners only] Currently, how many business days does the average *patient of record* have to wait for an appointment (excluding emergencies)?



● Mean number of days

[Owners only] Currently, how many business days does the average *new patient* have to wait for an initial appointment (excluding emergencies)?



● Mean number of days

BY PRACTICE SIZE

[Owners only] Currently, how many business days does the average *patient of record* have to wait for an appointment (excluding emergencies)?



● Mean number of days

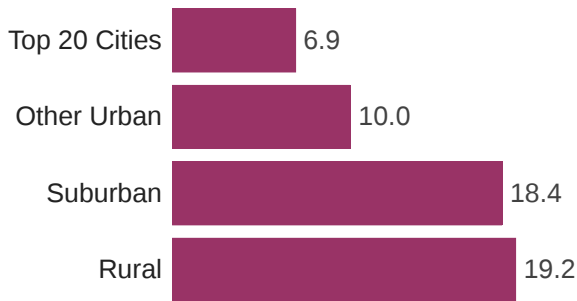
[Owners only] Currently, how many business days does the average *new patient* have to wait for an initial appointment (excluding emergencies)?



● Mean number of days

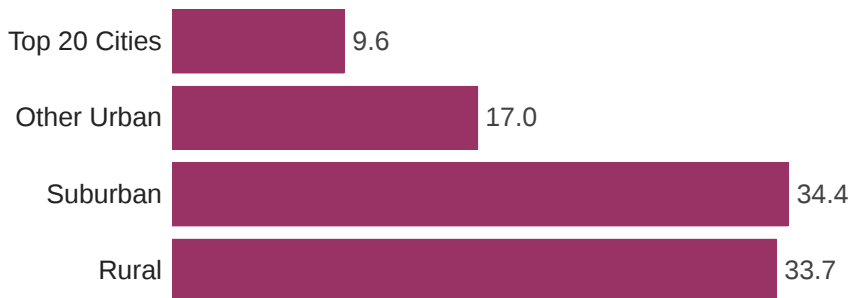
BY GEOGRAPHY

[Owners only] Currently, how many business days does the average *patient of record* have to wait for an appointment (excluding emergencies)?



● Mean number of days

[Owners only] Currently, how many business days does the average *new patient* have to wait for an initial appointment (excluding emergencies)?



● Mean number of days

BY SEX

[Owners only] Currently, how many business days does the average *patient of record* have to wait for an appointment (excluding emergencies)?



● Mean number of days

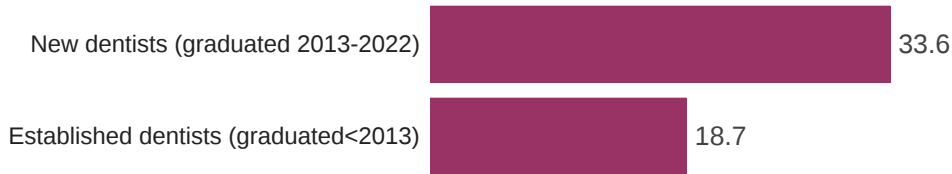
[Owners only] Currently, how many business days does the average *new patient* have to wait for an initial appointment (excluding emergencies)?



● Mean number of days

BY YEARS EXPERIENCE

[Owners only] Currently, how many business days does the average *new patient* have to wait for an initial appointment (excluding emergencies)?



● Mean number of days

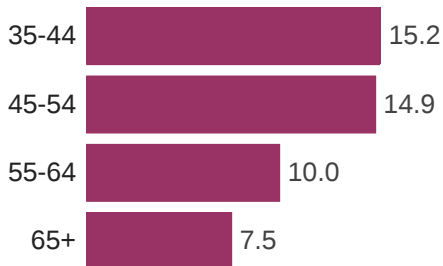
[Owners only] Currently, how many business days does the average *patient of record* have to wait for an appointment (excluding emergencies)?



● Mean number of days

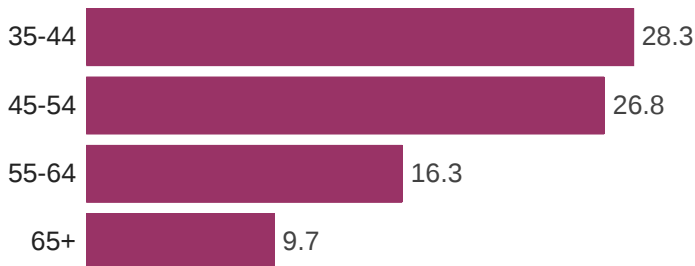
BY AGE GROUP

[Owners only] Currently, how many business days does the average *patient of record* have to wait for an appointment (excluding emergencies)?



● Mean number of days

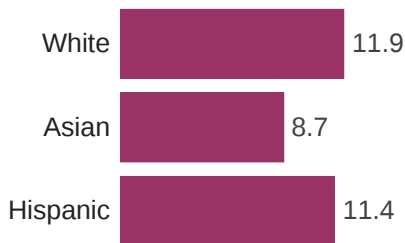
[Owners only] Currently, how many business days does the average *new patient* have to wait for an initial appointment (excluding emergencies)?



● Mean number of days


BY RACE / ETHNICITY

[Owners only] Currently, how many business days does the average *patient of record* have to wait for an appointment (excluding emergencies)?



● Mean number of days

[Owners only] Currently, how many business days does the average *new patient* have to wait for an initial appointment (excluding emergencies)?



● Mean number of days

## Staff Recruitment

### BY OWNERSHIP STATUS

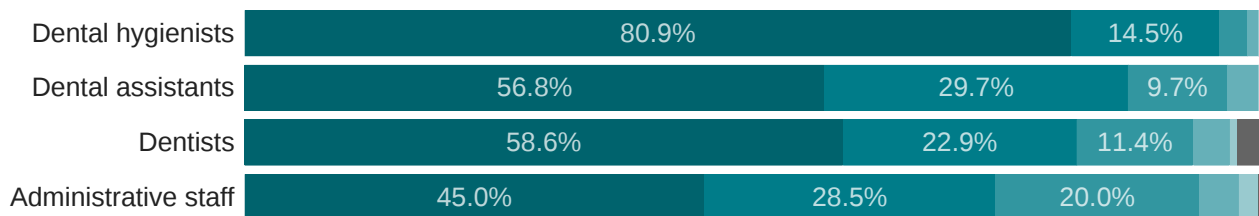
#### Owner dentists

Have you recently or are you currently recruiting any of the following positions in your dental practice?



● Yes ● No ● Not sure

### How challenging has it been to recruit the position(s) below?



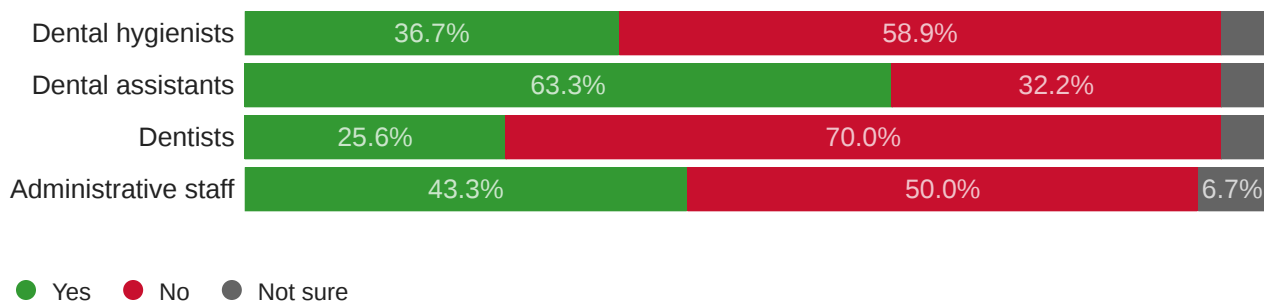
● Extremely challenging ● Very challenging ● Moderately challenging ● Slightly challenging  
● Not challenging at all ● Not sure/Not applicable



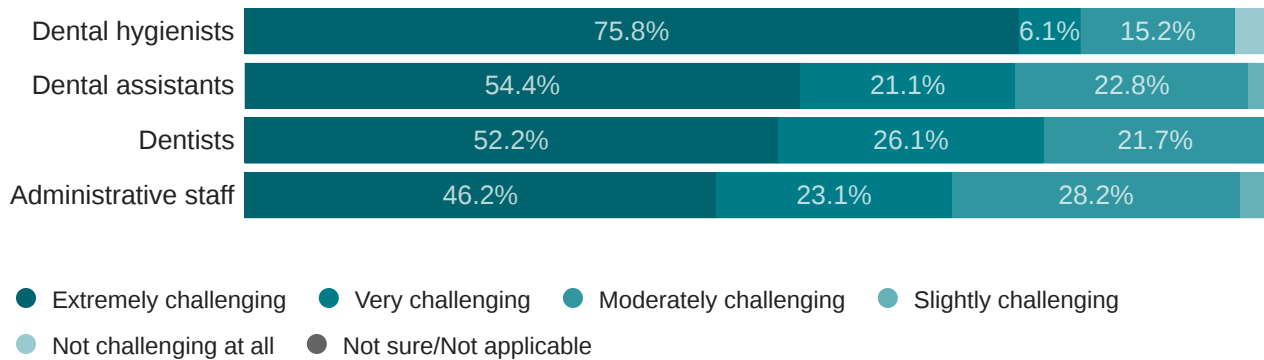
**BY OWNERSHIP STATUS (continued)**

**Non-owner dentists**

**Have you recently or are you currently recruiting any of the following positions in your dental practice?**



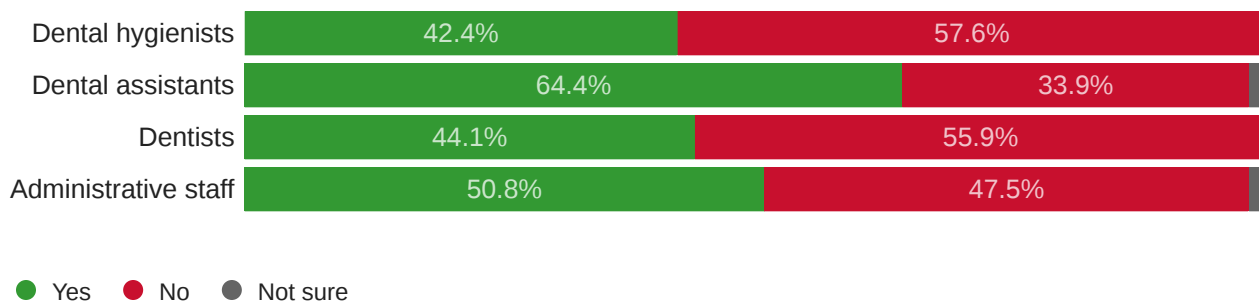
**How challenging has it been to recruit the position(s) below?**



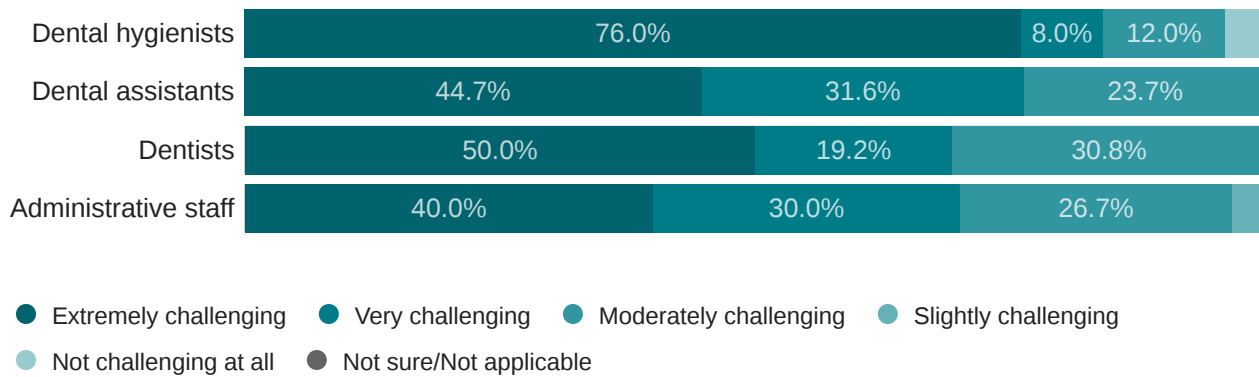
**BY DSO AFFILIATION**

**DSO**

**Have you recently or are you currently recruiting any of the following positions in your dental practice?**



**How challenging has it been to recruit the position(s) below?**



**BY DSO AFFILIATION (continued)**

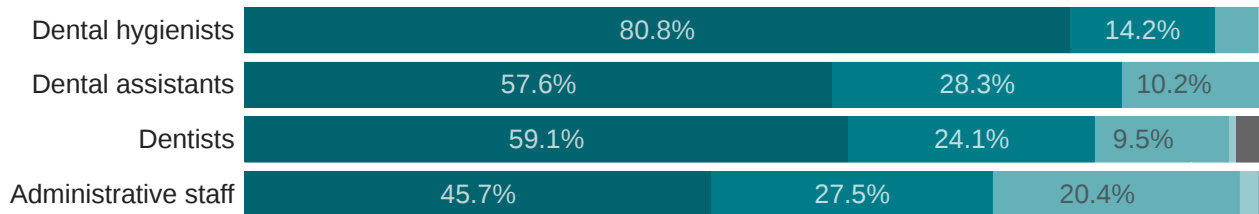
**Non-DSO**

**Have you recently or are you currently recruiting any of the following positions in your dental practice?**



● Yes ● No ● Not sure

**How challenging has it been to recruit the position(s) below?**



● Extremely challenging ● Very challenging ● Moderately challenging ● Slightly challenging  
● Not challenging at all ● Not sure/Not applicable

**BY PRACTICE SIZE**

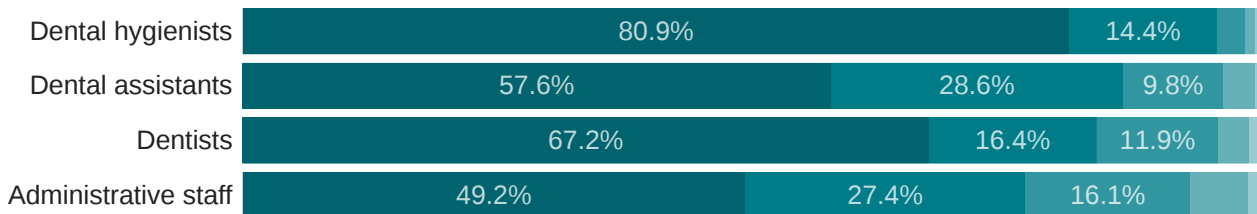
**Solo dentists**

**Have you recently or are you currently recruiting any of the following positions in your dental practice?**



● Yes ● No ● Not sure

**How challenging has it been to recruit the position(s) below?**



● Extremely challenging ● Very challenging ● Moderately challenging ● Slightly challenging  
● Not challenging at all ● Not sure/Not applicable

**BY PRACTICE SIZE (continued)**

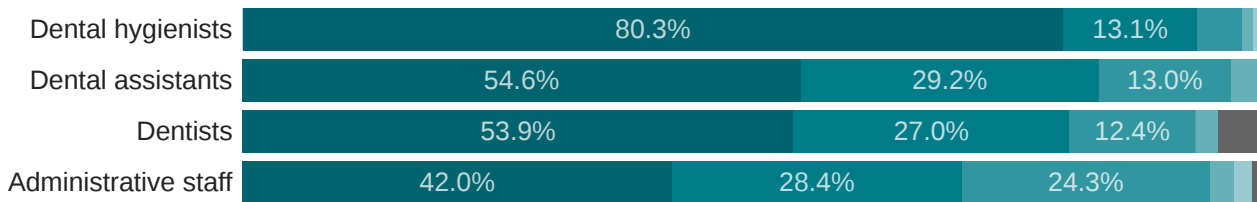
**2 to 9 dentists**

**Have you recently or are you currently recruiting any of the following positions in your dental practice?**



● Yes ● No ● Not sure

**How challenging has it been to recruit the position(s) below?**



● Extremely challenging ● Very challenging ● Moderately challenging ● Slightly challenging  
● Not challenging at all ● Not sure/Not applicable

BY GEOGRAPHY

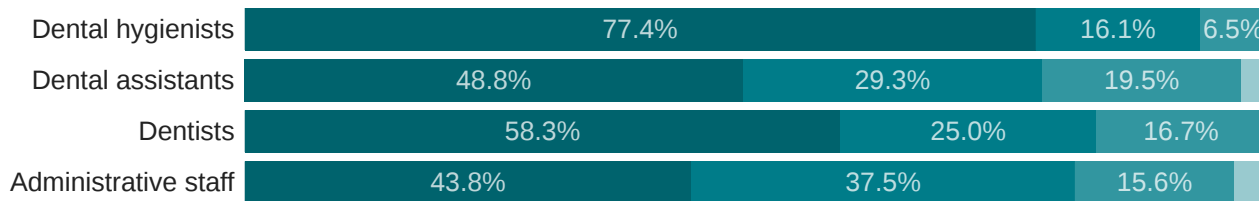
Top 20 Cities

Have you recently or are you currently recruiting any of the following positions in your dental practice?



● Yes ● No ● Not sure

How challenging has it been to recruit the position(s) below?



● Extremely challenging ● Very challenging ● Moderately challenging ● Slightly challenging  
● Not challenging at all ● Not sure/Not applicable

**BY GEOGRAPHY (continued)**

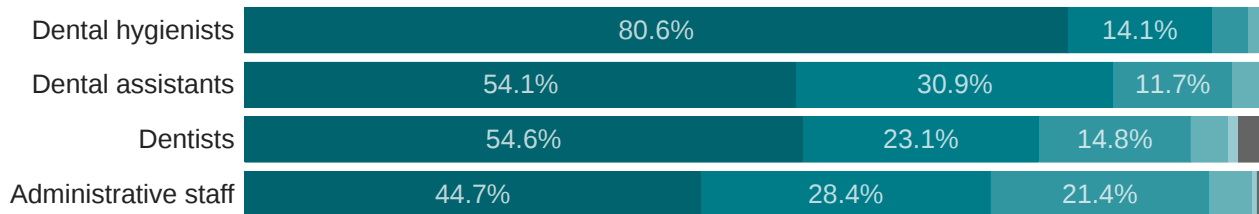
**Other Urban**

**Have you recently or are you currently recruiting any of the following positions in your dental practice?**



● Yes ● No ● Not sure

**How challenging has it been to recruit the position(s) below?**



● Extremely challenging ● Very challenging ● Moderately challenging ● Slightly challenging  
● Not challenging at all ● Not sure/Not applicable

**BY GEOGRAPHY (continued)**

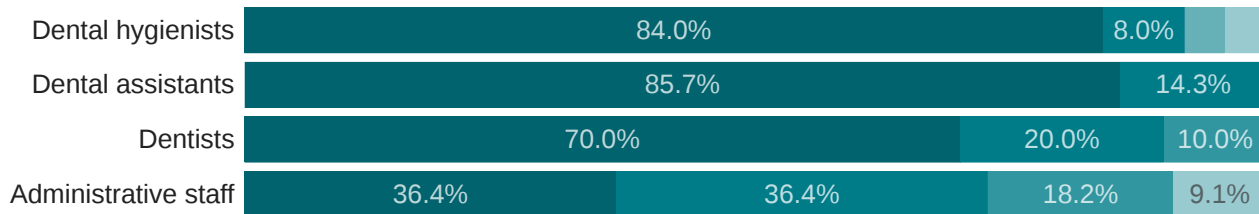
**Suburban**

**Have you recently or are you currently recruiting any of the following positions in your dental practice?**



● Yes ● No ● Not sure

**How challenging has it been to recruit the position(s) below?**



● Extremely challenging ● Very challenging ● Moderately challenging ● Slightly challenging  
● Not challenging at all ● Not sure/Not applicable



**BY GEOGRAPHY (continued)**

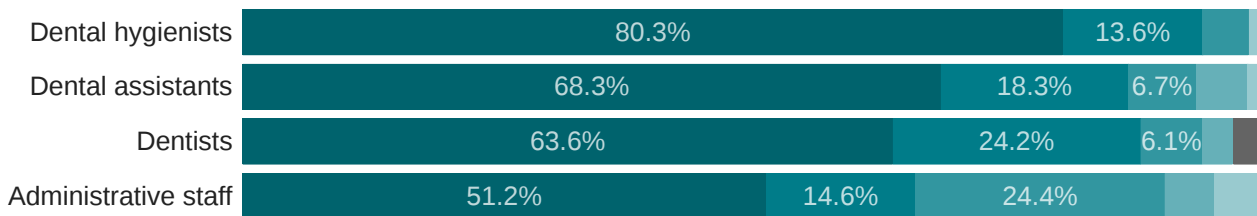
**Rural**

**Have you recently or are you currently recruiting any of the following positions in your dental practice?**



● Yes ● No ● Not sure

**How challenging has it been to recruit the position(s) below?**



● Extremely challenging ● Very challenging ● Moderately challenging ● Slightly challenging  
● Not challenging at all ● Not sure/Not applicable

**BY SEX**

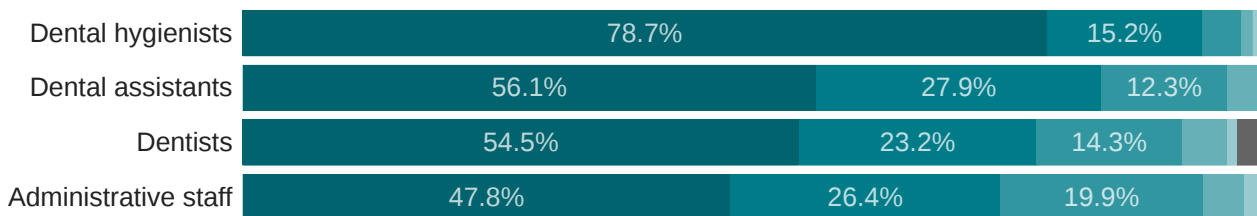
**Male**

**Have you recently or are you currently recruiting any of the following positions in your dental practice?**



● Yes ● No ● Not sure

**How challenging has it been to recruit the position(s) below?**



● Extremely challenging ● Very challenging ● Moderately challenging ● Slightly challenging  
● Not challenging at all ● Not sure/Not applicable

**BY SEX (continued)**

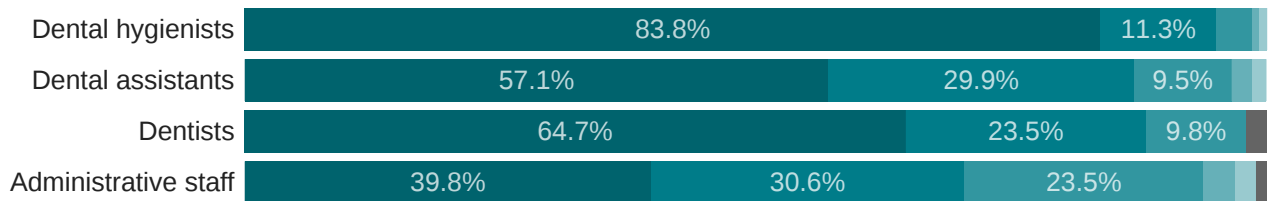
**Female**

**Have you recently or are you currently recruiting any of the following positions in your dental practice?**



● Yes ● No ● Not sure

**How challenging has it been to recruit the position(s) below?**



● Extremely challenging ● Very challenging ● Moderately challenging ● Slightly challenging  
● Not challenging at all ● Not sure/Not applicable

**BY YEARS EXPERIENCE**

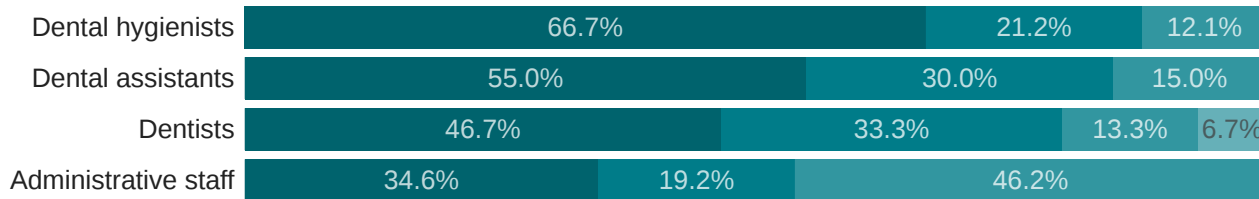
**New Dentists (graduated 2013 - 2022)**

**Have you recently or are you currently recruiting any of the following positions in your dental practice?**



● Yes ● No ● Not sure

**How challenging has it been to recruit the position(s) below?**



● Extremely challenging ● Very challenging ● Moderately challenging ● Slightly challenging  
● Not challenging at all ● Not sure/Not applicable

**BY YEARS EXPERIENCE (continued)**

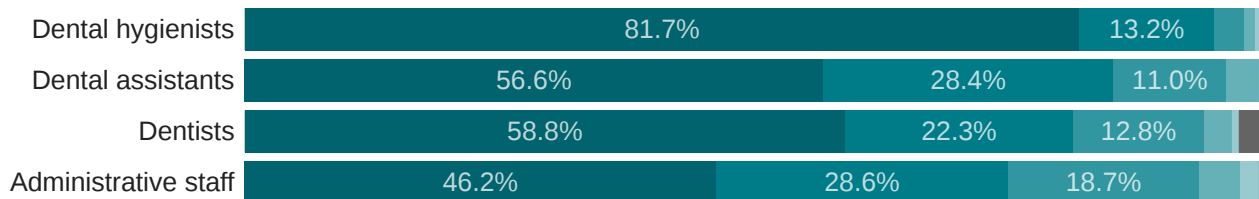
**Established Dentists (graduated before 2013)**

**Have you recently or are you currently recruiting any of the following positions in your dental practice?**



● Yes ● No ● Not sure

**How challenging has it been to recruit the position(s) below?**



● Extremely challenging ● Very challenging ● Moderately challenging ● Slightly challenging  
● Not challenging at all ● Not sure/Not applicable

**BY AGE GROUP**

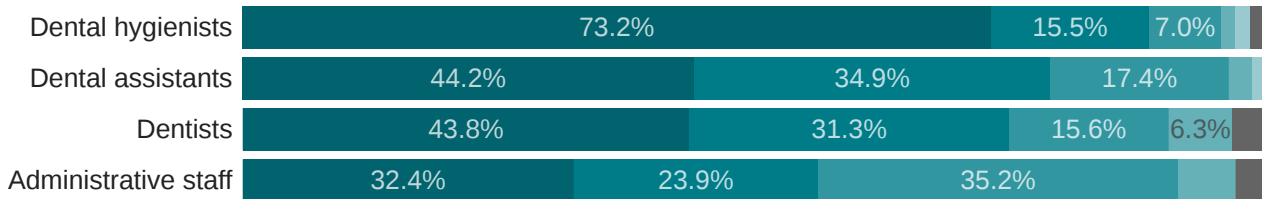
**35 to 44**

**Have you recently or are you currently recruiting any of the following positions in your dental practice?**



● Yes ● No ● Not sure

**How challenging has it been to recruit the position(s) below?**



● Extremely challenging ● Very challenging ● Moderately challenging ● Slightly challenging  
● Not challenging at all ● Not sure/Not applicable

**BY AGE GROUP (continued)**

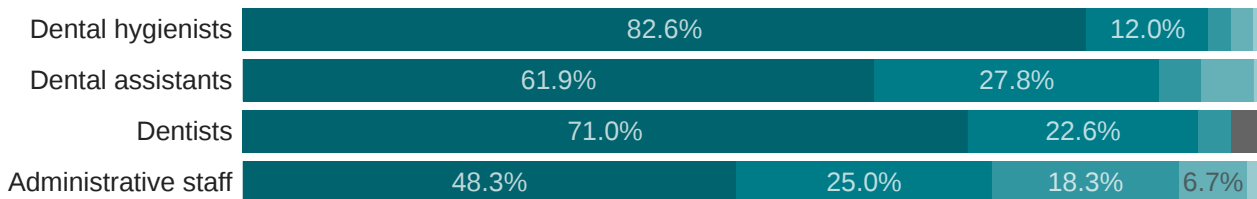
**45 to 54**

**Have you recently or are you currently recruiting any of the following positions in your dental practice?**



● Yes ● No ● Not sure

**How challenging has it been to recruit the position(s) below?**



● Extremely challenging ● Very challenging ● Moderately challenging ● Slightly challenging  
● Not challenging at all ● Not sure/Not applicable

**BY AGE GROUP (continued)**

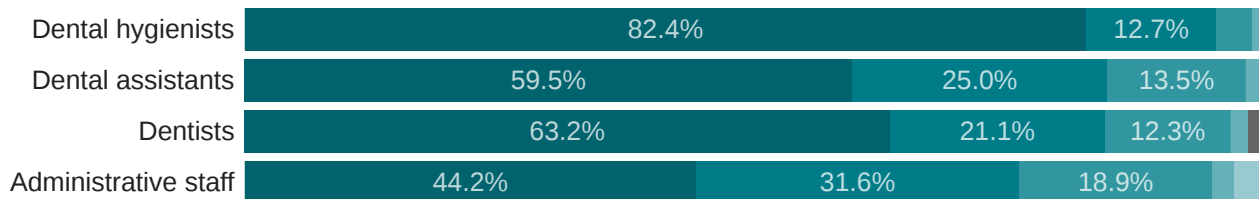
**55 to 64**

**Have you recently or are you currently recruiting any of the following positions in your dental practice?**



● Yes ● No ● Not sure

**How challenging has it been to recruit the position(s) below?**



● Extremely challenging ● Very challenging ● Moderately challenging ● Slightly challenging  
● Not challenging at all ● Not sure/Not applicable



**BY AGE GROUP (continued)**

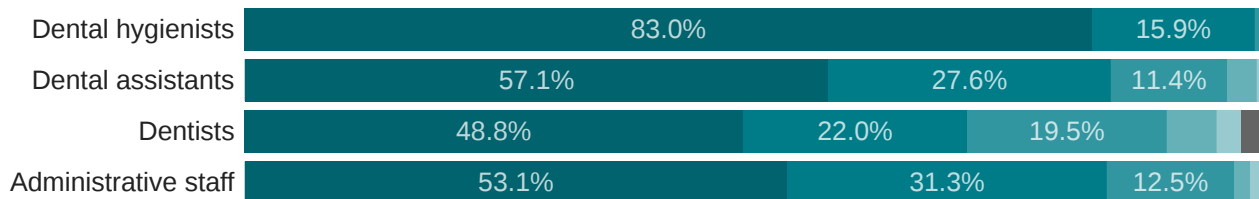
**65 or older**

**Have you recently or are you currently recruiting any of the following positions in your dental practice?**



● Yes ● No ● Not sure

**How challenging has it been to recruit the position(s) below?**



● Extremely challenging ● Very challenging ● Moderately challenging ● Slightly challenging  
● Not challenging at all ● Not sure/Not applicable

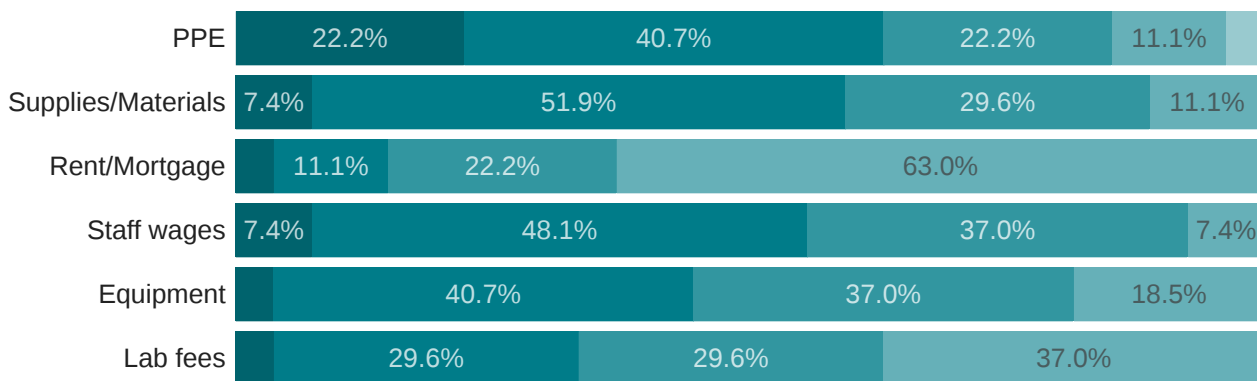
**Questions of the Week**  
*Changes in Price and Reimbursement*

[Owner dentists] How have prices changed for your practice in each of the following categories of expenses over the last 12 months?

**BY DSO AFFILIATION**

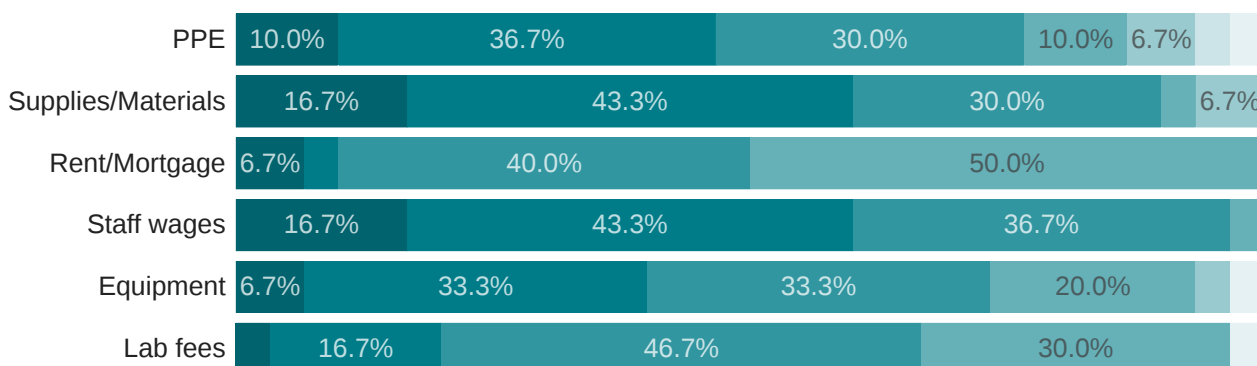
**DSO**

**August 2022**



● Increased more than 20% ● Increased 11-20% ● Increased 1-10% ● Stayed about the same  
● Decreased 1-10% ● Decreased 11-20% ● Decreased more than 20%

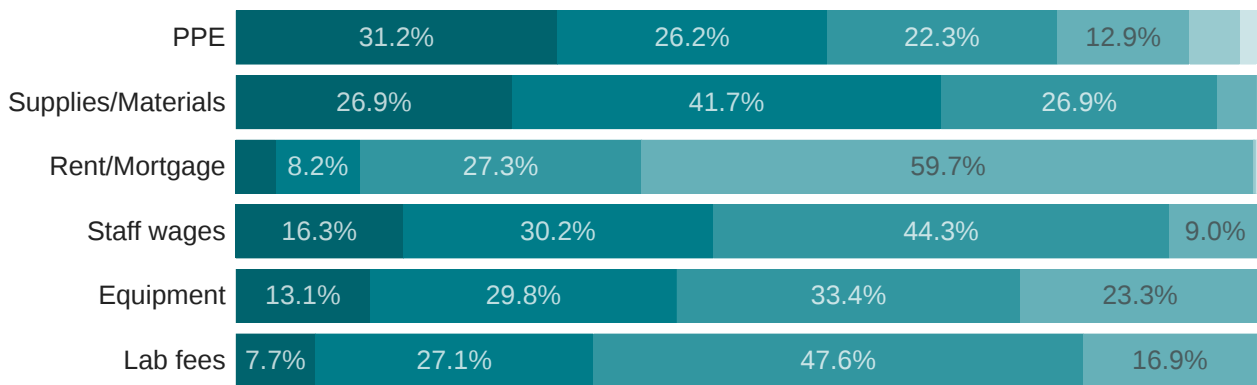
**August 2023**



[Owner dentists] How have prices changed for your practice in each of the following categories of expenses over the last 12 months? (continued)

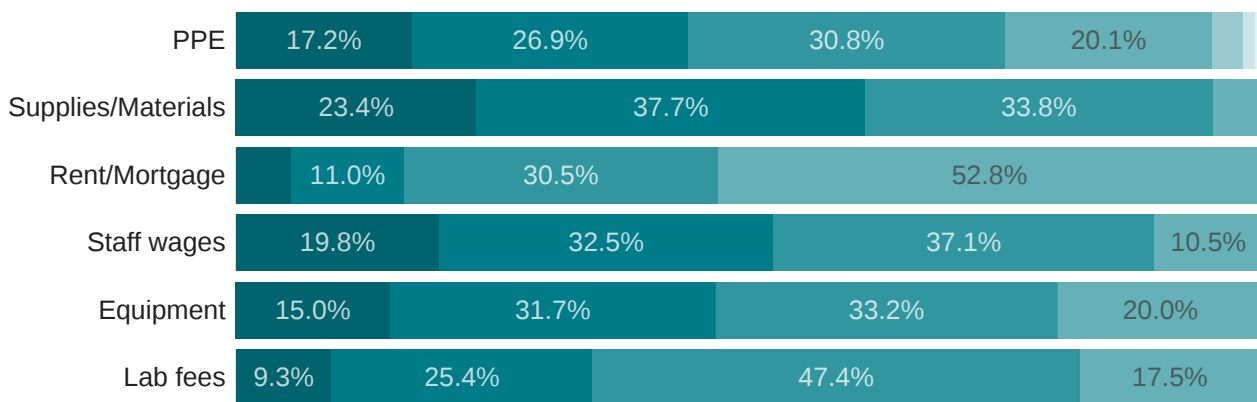
**Non-DSO**

**August 2022**



● Increased more than 20%  
 ● Increased 11-20%  
 ● Increased 1-10%  
 ● Stayed about the same  
● Decreased 1-10%  
 ● Decreased 11-20%  
 ● Deedcreased more than 20%

**August 2023**

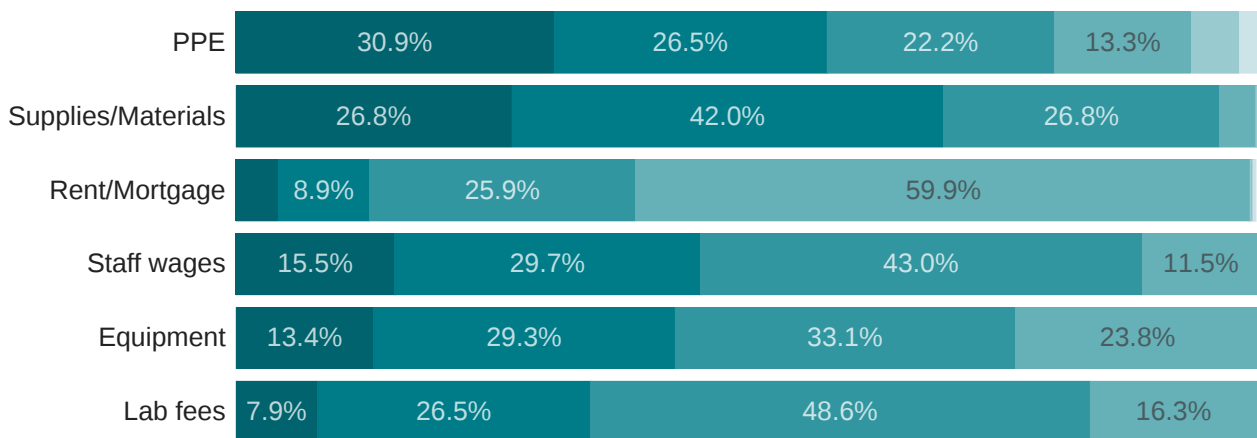


[Owner dentists] How have prices changed for your practice in each of the following categories of expenses over the last 12 months? (continued)

**BY PRACTICE SIZE**

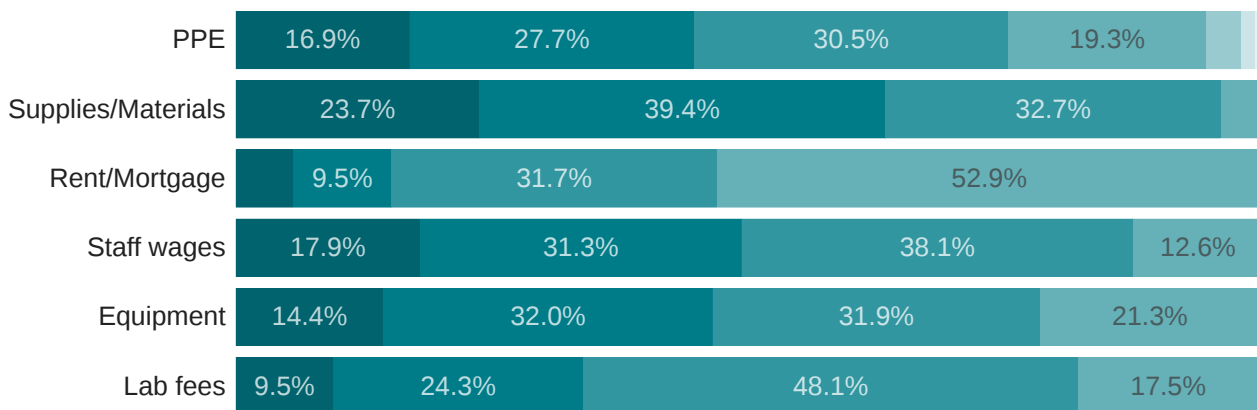
**Solo dentists**

**August 2022**



● Increased more than 20%  
 ● Increased 11-20%  
 ● Increased 1-10%  
 ● Stayed about the same  
● Decreased 1-10%  
 ● Decreased 11-20%  
 ● Decreased more than 20%

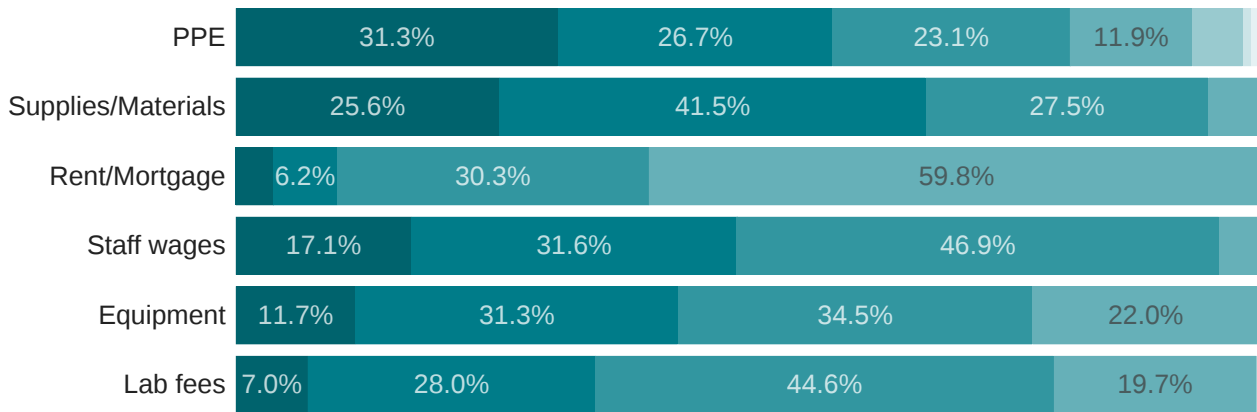
**August 2023**



**[Owner dentists] How have prices changed for your practice in each of the following categories of expenses over the last 12 months? (continued)**

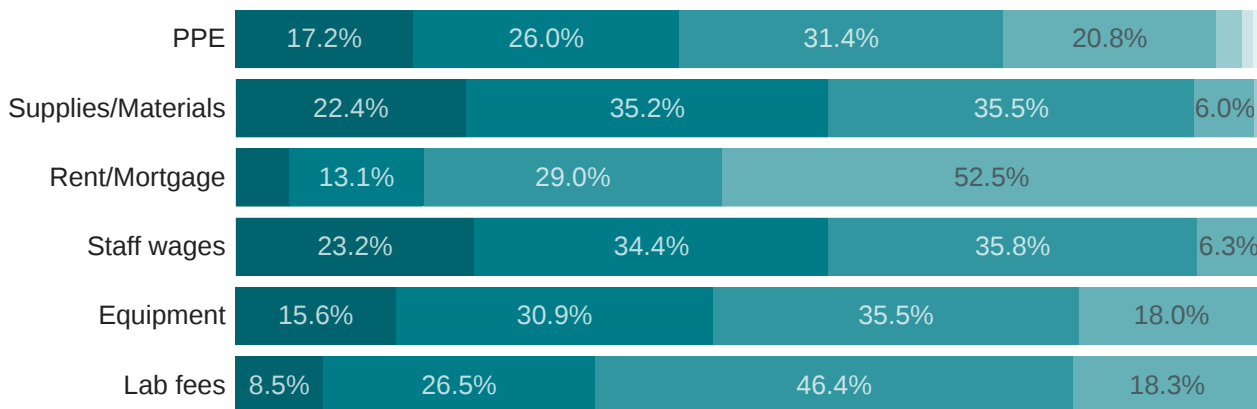
**2 to 9 dentists**

**August 2022**



- Increased more than 20%
- Increased 11-20%
- Increased 1-10%
- Stayed about the same
- Decreased 1-10%
- Decreased 11-20%
- Deedcreased more than 20%

**August 2023**

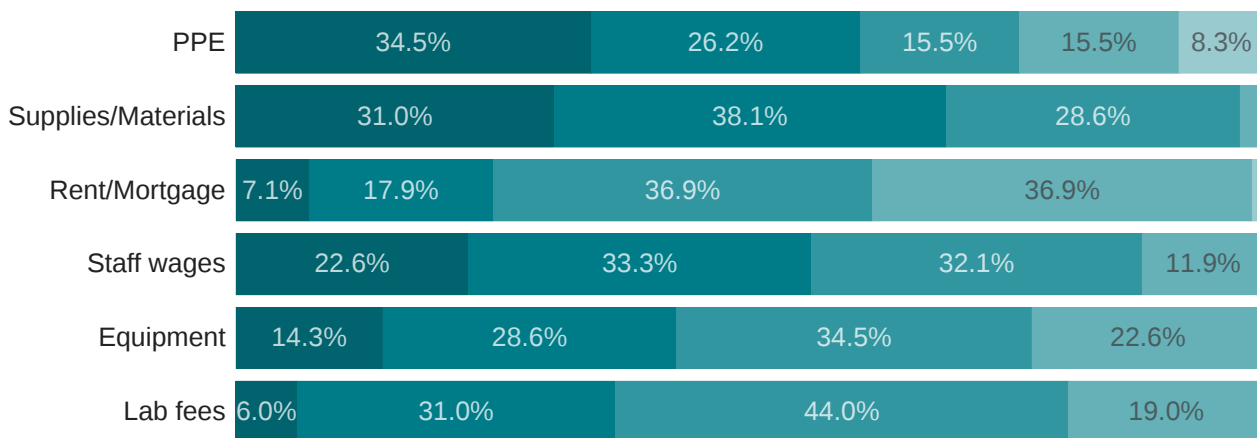


[Owner dentists] How have prices changed for your practice in each of the following categories of expenses over the last 12 months? (continued)

**BY GEOGRAPHY**

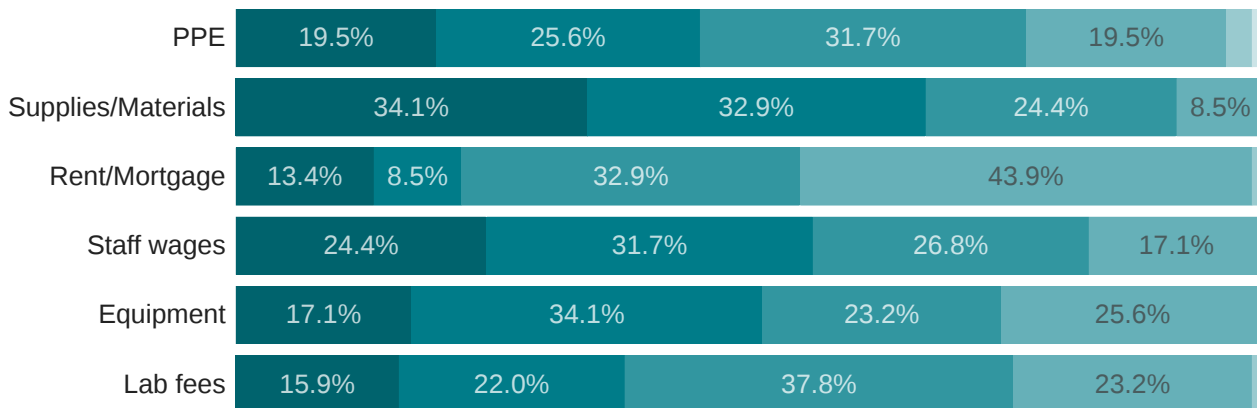
**Top 20 Cities**

**August 2022**



● Increased more than 20%  
 ● Increased 11-20%  
 ● Increased 1-10%  
 ● Stayed about the same  
● Decreased 1-10%  
 ● Decreased 11-20%  
 ● Decreased more than 20%

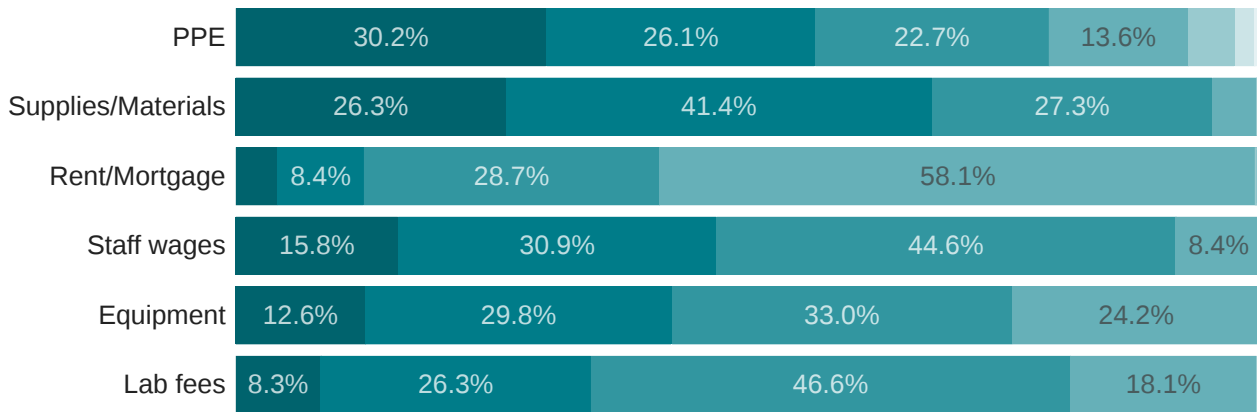
**August 2023**



[Owner dentists] How have prices changed for your practice in each of the following categories of expenses over the last 12 months? (continued)

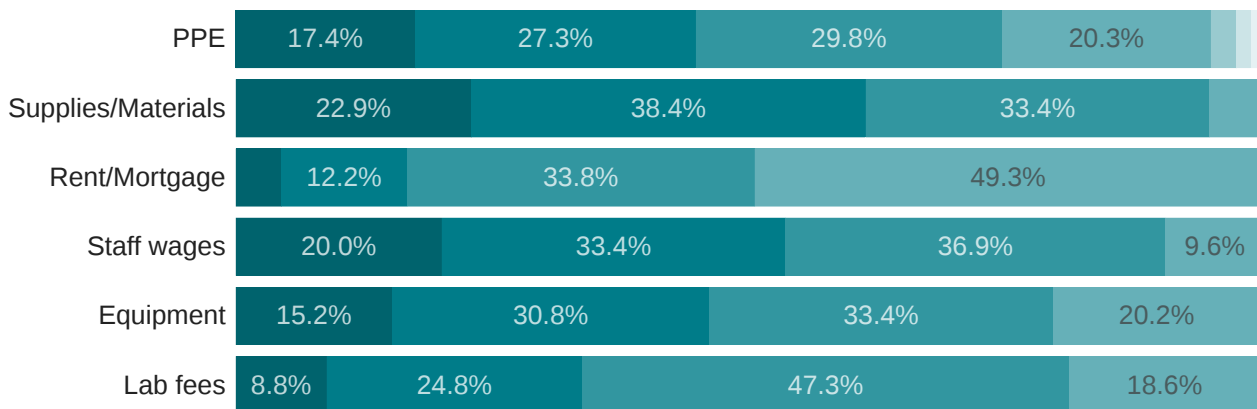
**Other Urban**

**August 2022**



- Increased more than 20%
- Increased 11-20%
- Increased 1-10%
- Stayed about the same
- Decreased 1-10%
- Decreased 11-20%
- Deedcreased more than 20%

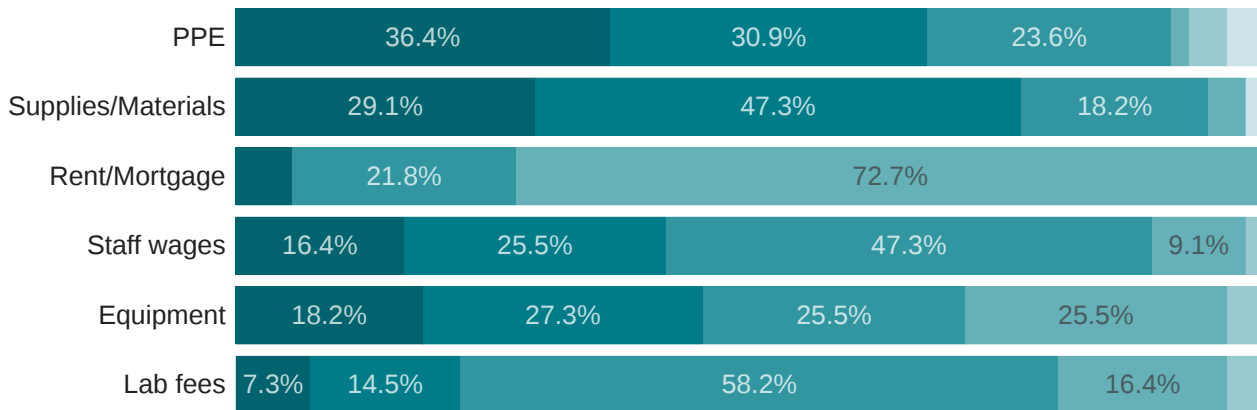
**August 2023**



**[Owner dentists] How have prices changed for your practice in each of the following categories of expenses over the last 12 months? (continued)**

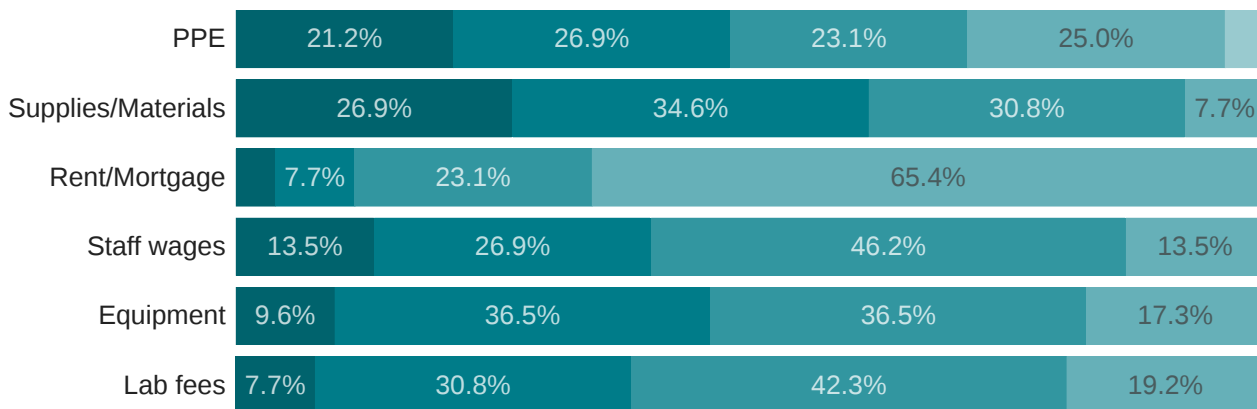
**Suburban**

**August 2022**



- Increased more than 20%
- Increased 11-20%
- Increased 1-10%
- Stayed about the same
- Decreased 1-10%
- Decreased 11-20%
- Deedcreased more than 20%

**August 2023**

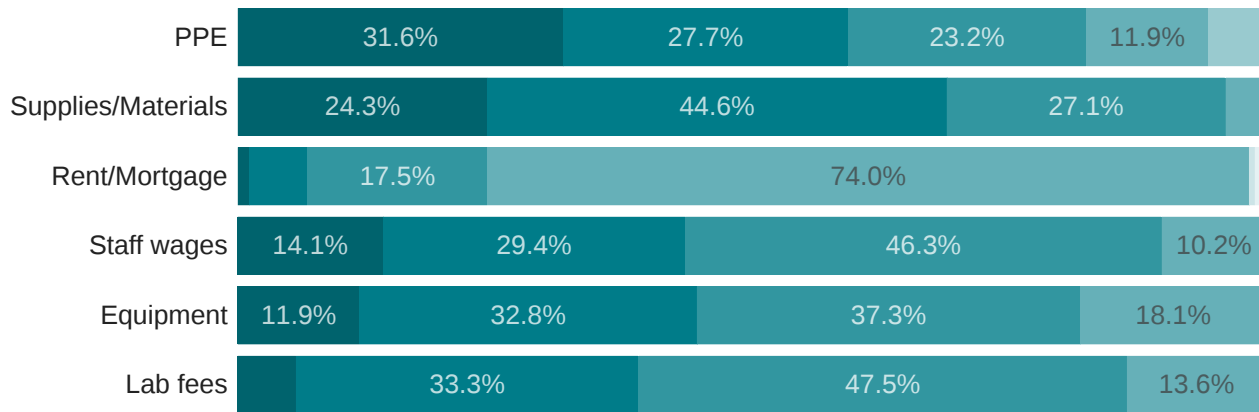




[Owner dentists] How have prices changed for your practice in each of the following categories of expenses over the last 12 months? (continued)

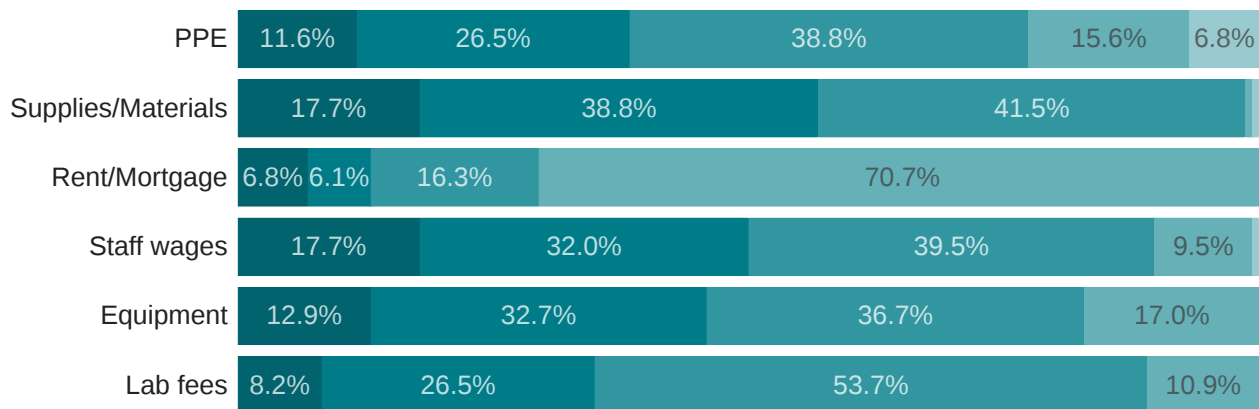
Rural

August 2022



● Increased more than 20% ● Increased 11-20% ● Increased 1-10% ● Stayed about the same  
● Decreased 1-10% ● Decreased 11-20% ● Deedcreased more than 20%

August 2023

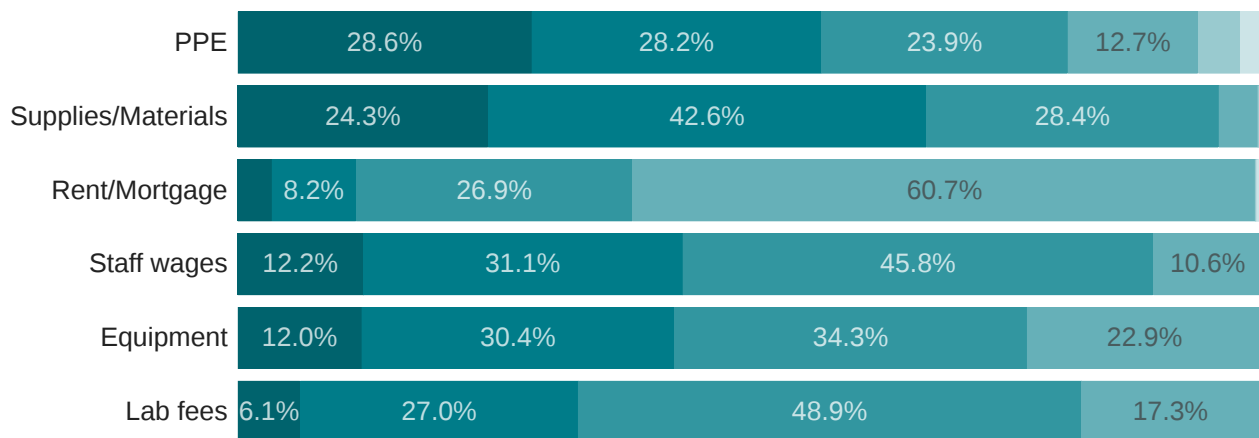


[Owner dentists] How have prices changed for your practice in each of the following categories of expenses over the last 12 months? (continued)

**BY SEX**

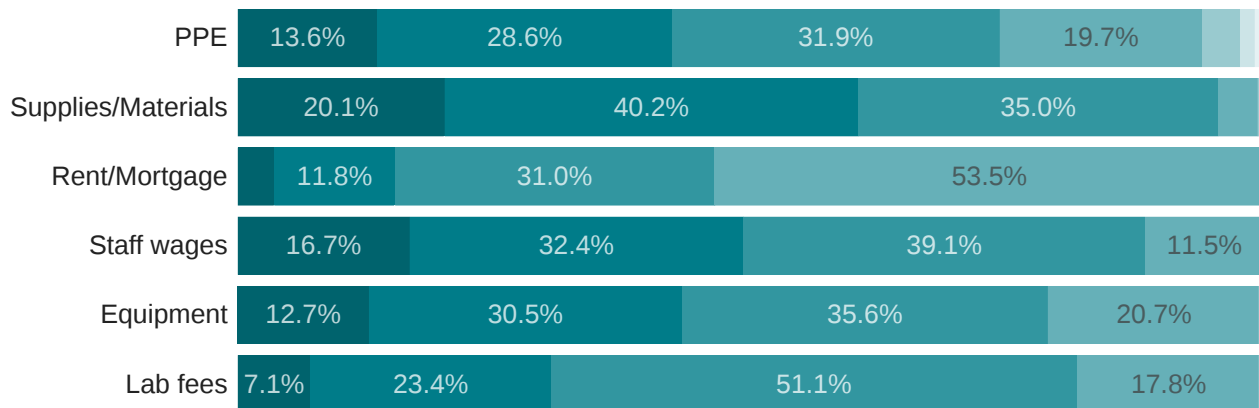
**Male**

**August 2022**



● Increased more than 20%  
 ● Increased 11-20%  
 ● Increased 1-10%  
 ● Stayed about the same  
● Decreased 1-10%  
 ● Decreased 11-20%  
 ● Decreased more than 20%

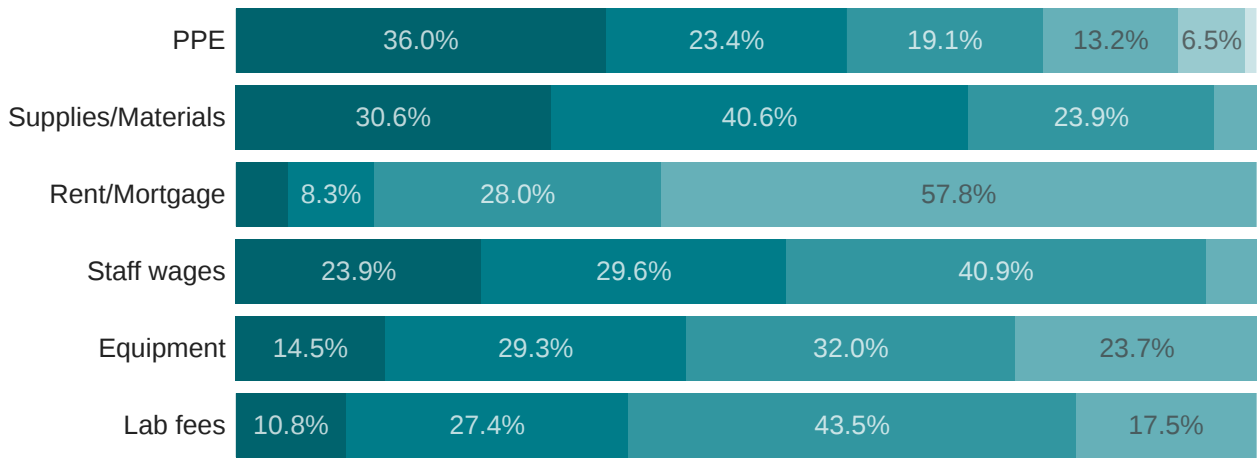
**August 2023**



[Owner dentists] How have prices changed for your practice in each of the following categories of expenses over the last 12 months? (continued)

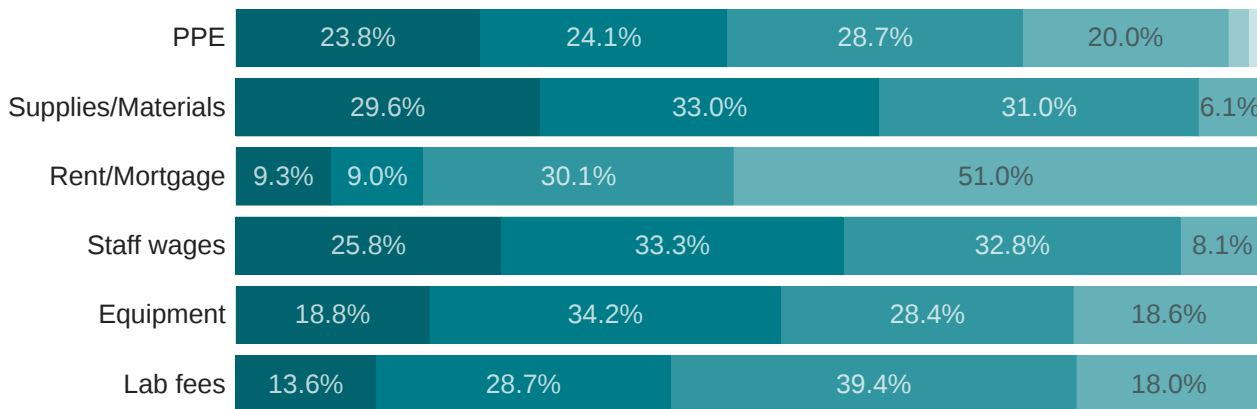
**Female**

**August 2022**



- Increased more than 20%
- Increased 11-20%
- Increased 1-10%
- Stayed about the same
- Decreased 1-10%
- Decreased 11-20%
- Decreased more than 20%

**August 2023**

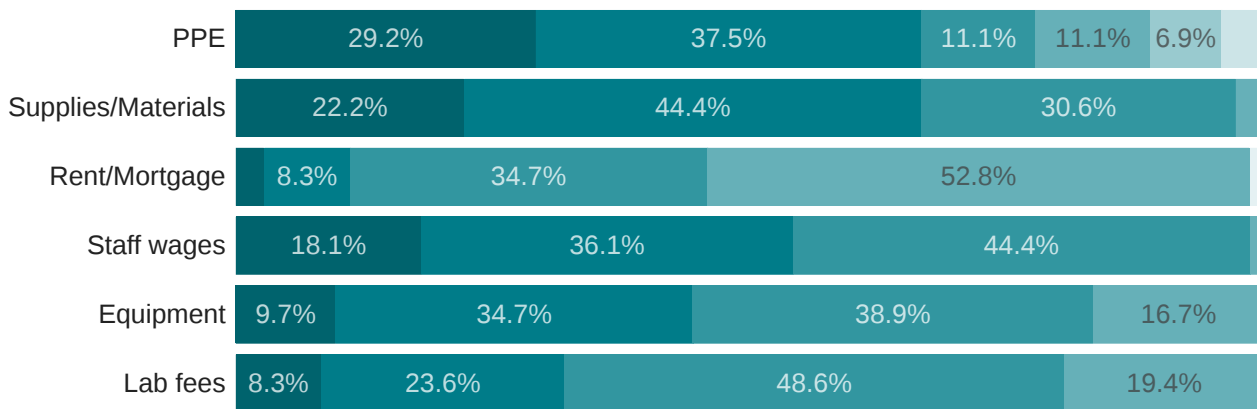


[Owner dentists] How have prices changed for your practice in each of the following categories of expenses over the last 12 months? (continued)

**BY YEARS EXPERIENCE**

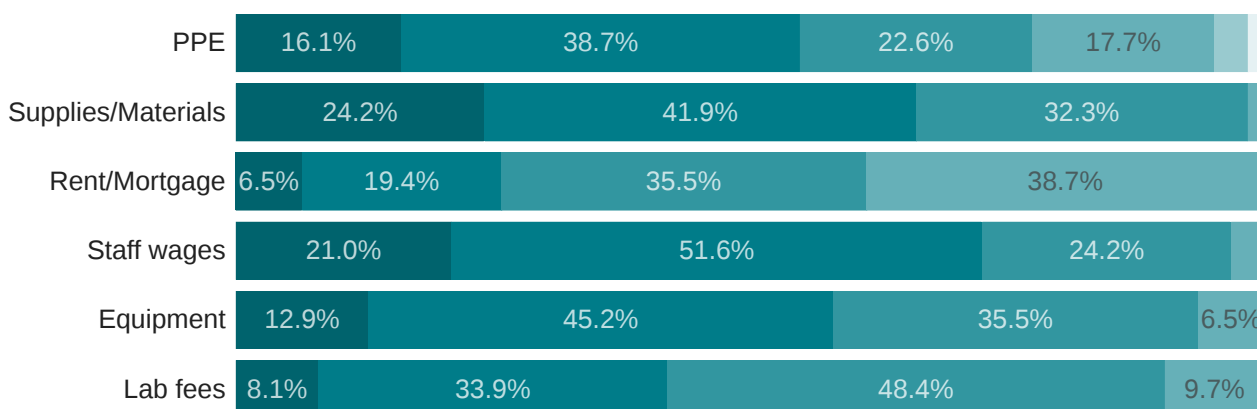
**New dentists (graduated 2013-2022)**

**August 2022**



● Increased more than 20%  
 ● Increased 11-20%  
 ● Increased 1-10%  
 ● Stayed about the same  
● Decreased 1-10%  
 ● Decreased 11-20%  
 ● Decreased more than 20%

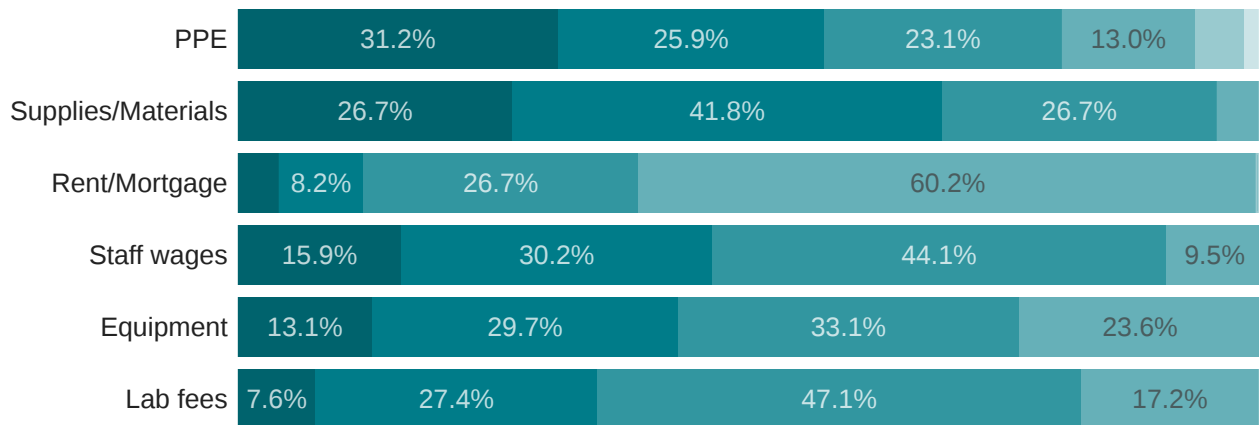
**August 2023**



[Owner dentists] How have prices changed for your practice in each of the following categories of expenses over the last 12 months? (continued)

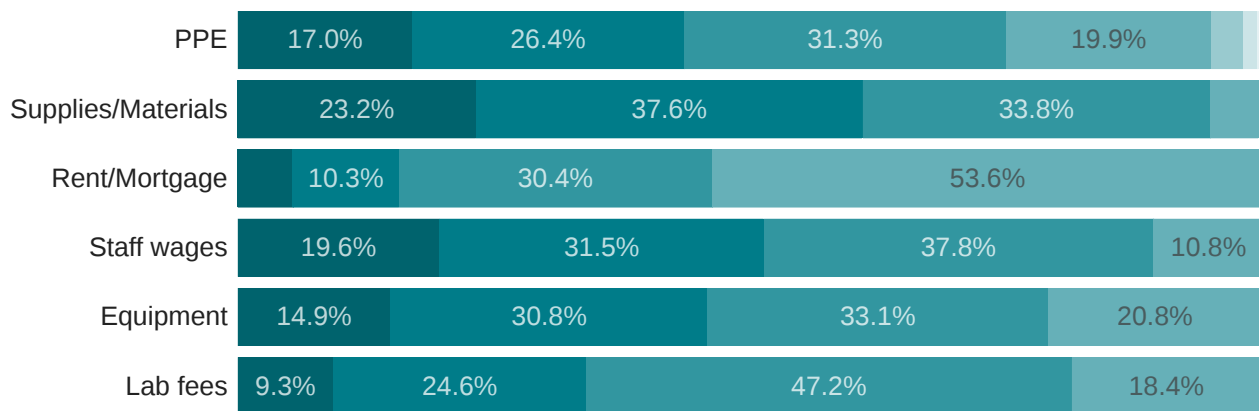
**Established dentists (graduated before 2013)**

**August 2022**



● Increased more than 20%  
 ● Increased 11-20%  
 ● Increased 1-10%  
 ● Stayed about the same  
● Decreased 1-10%  
 ● Decreased 11-20%  
 ● Deedcreased more than 20%

**August 2023**

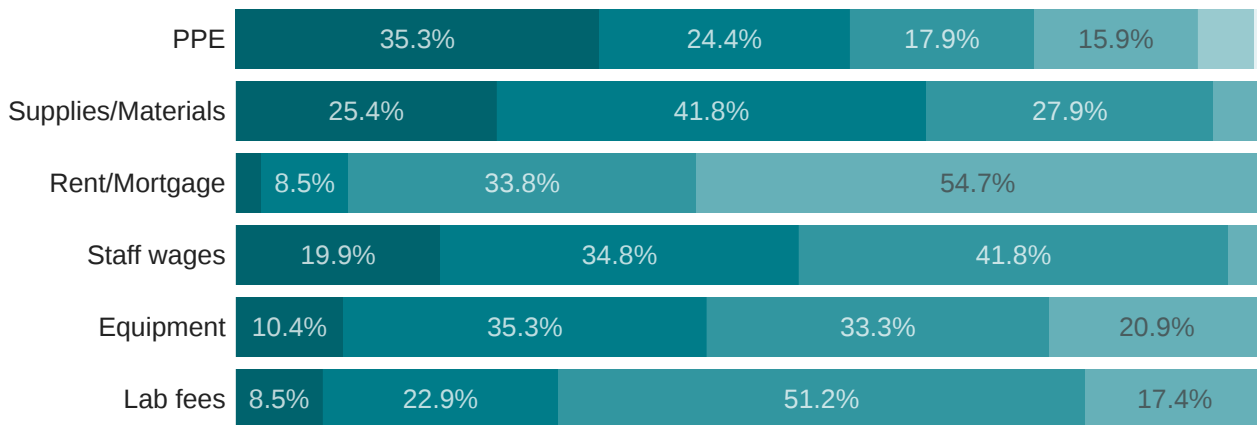


[Owner dentists] How have prices changed for your practice in each of the following categories of expenses over the last 12 months? (continued)

**BY AGE GROUP**

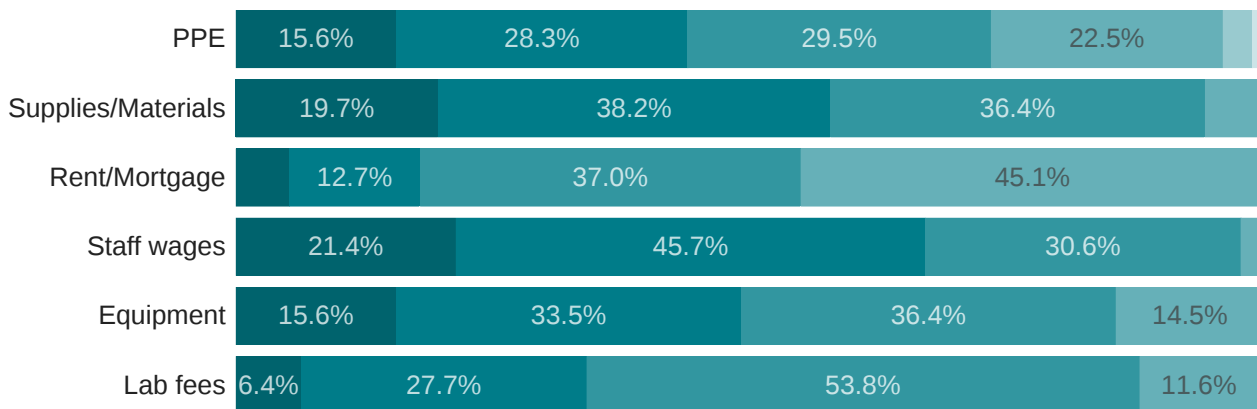
**35 to 44**

**August 2022**



● Increased more than 20%  
 ● Increased 11-20%  
 ● Increased 1-10%  
 ● Stayed about the same  
● Decreased 1-10%  
 ● Decreased 11-20%  
 ● Deedcreased more than 20%

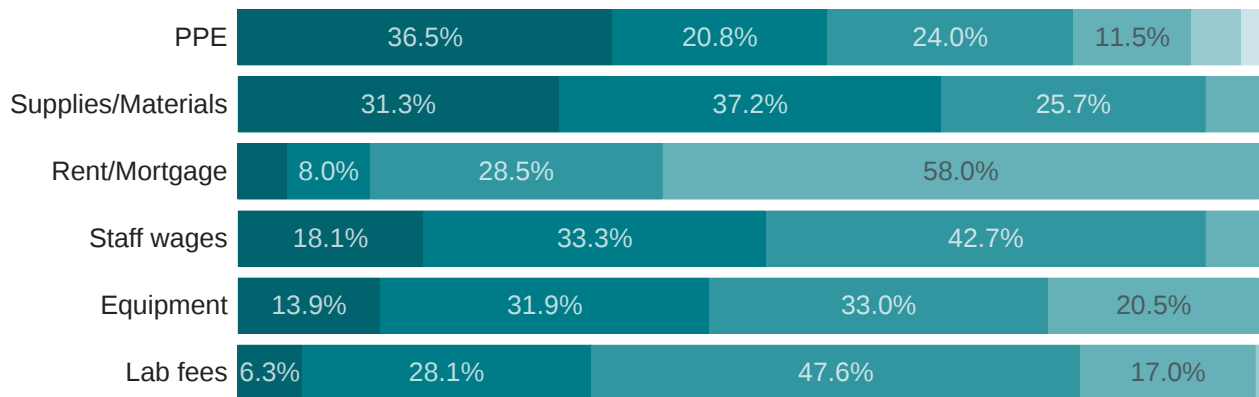
**August 2023**



[Owner dentists] How have prices changed for your practice in each of the following categories of expenses over the last 12 months? (continued)

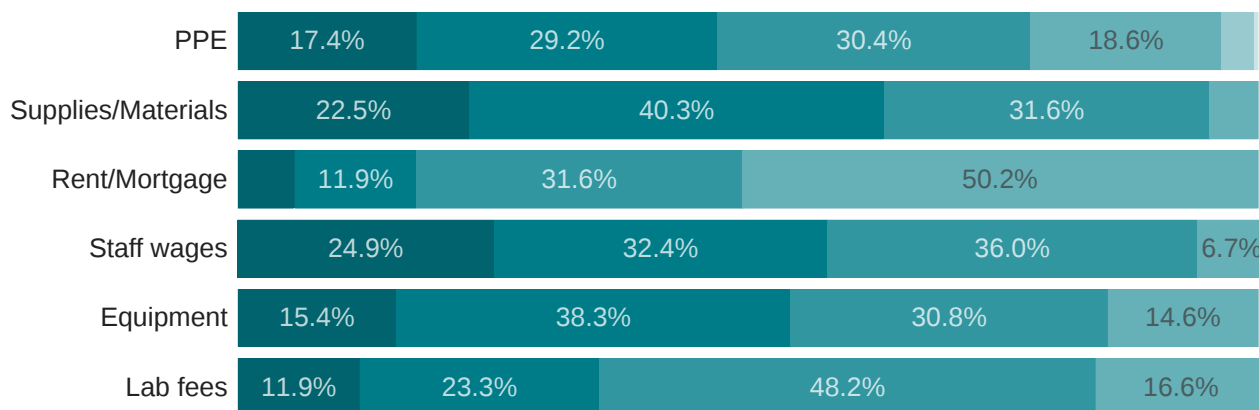
45 to 54

August 2022



● Increased more than 20%  
 ● Increased 11-20%  
 ● Increased 1-10%  
 ● Stayed about the same  
● Decreased 1-10%  
 ● Decreased 11-20%  
 ● Deedcreased more than 20%

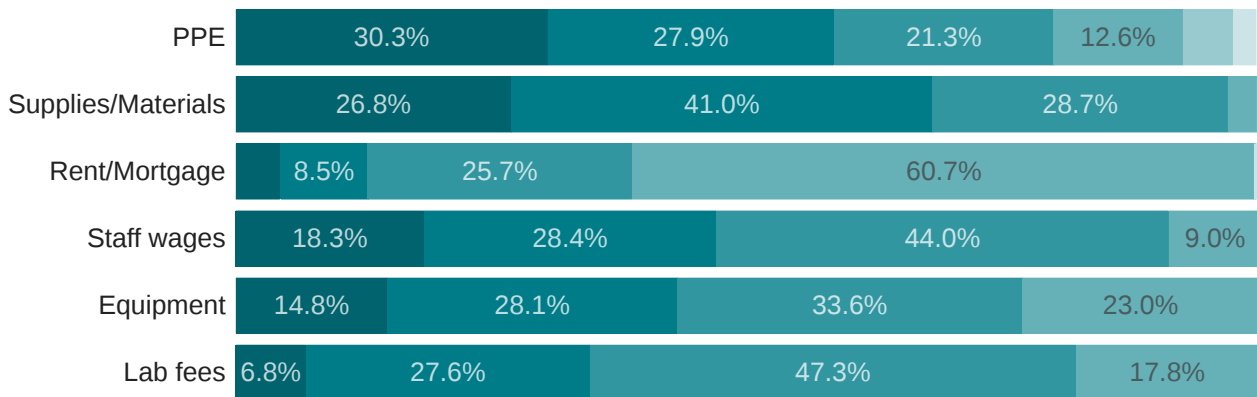
August 2023



[Owner dentists] How have prices changed for your practice in each of the following categories of expenses over the last 12 months? (continued)

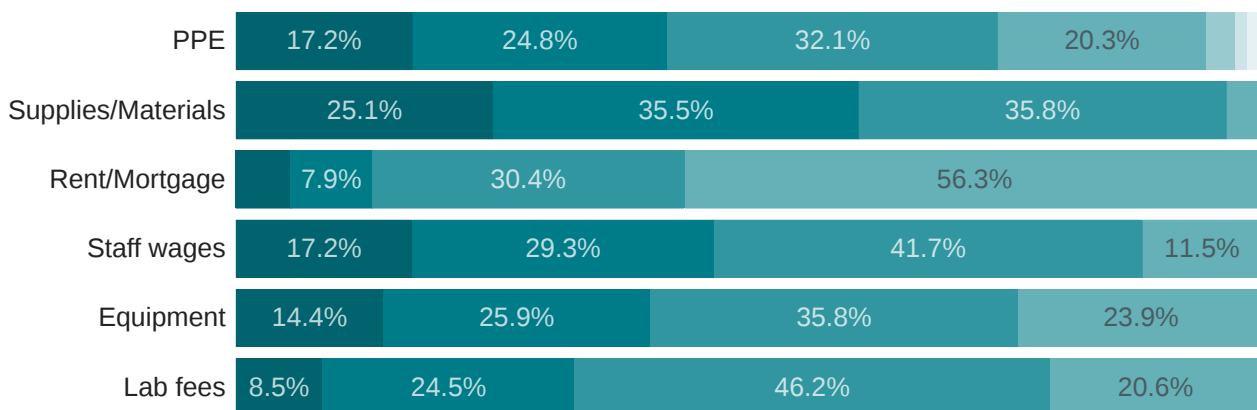
55 to 64

August 2022



- Increased more than 20%
- Increased 11-20%
- Increased 1-10%
- Stayed about the same
- Decreased 1-10%
- Decreased 11-20%
- Decreased more than 20%

August 2023

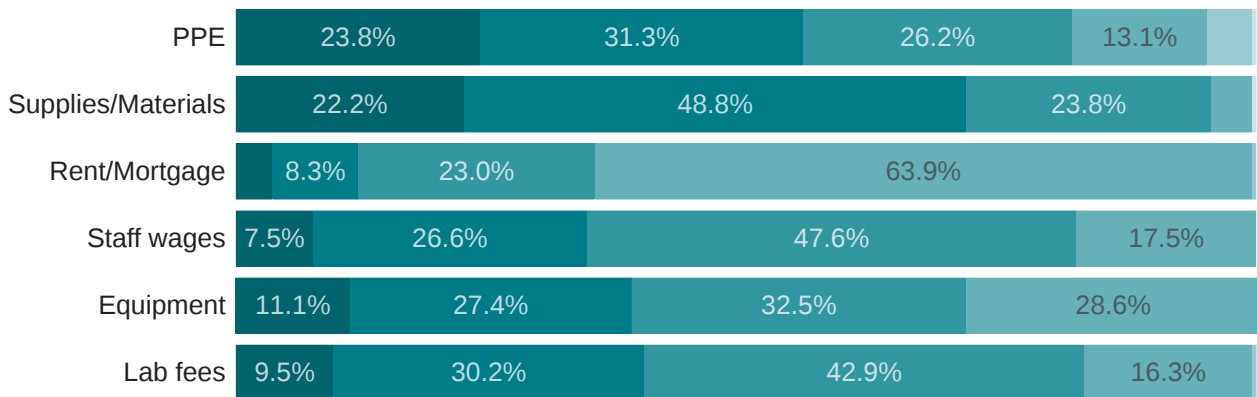




[Owner dentists] How have prices changed for your practice in each of the following categories of expenses over the last 12 months? (continued)

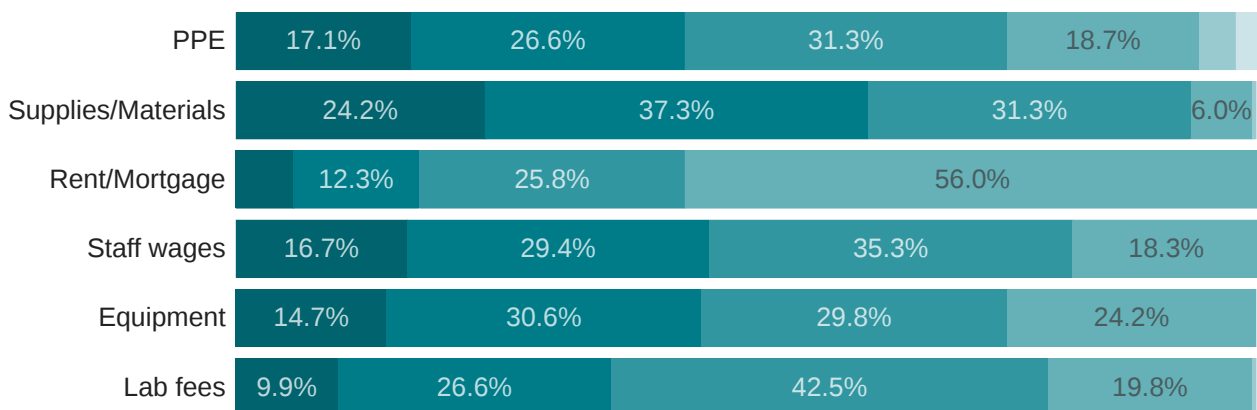
65 or older

August 2022



● Increased more than 20%  
 ● Increased 11-20%  
 ● Increased 1-10%  
 ● Stayed about the same  
● Decreased 1-10%  
 ● Decreased 11-20%  
 ● Deedcreased more than 20%

August 2023

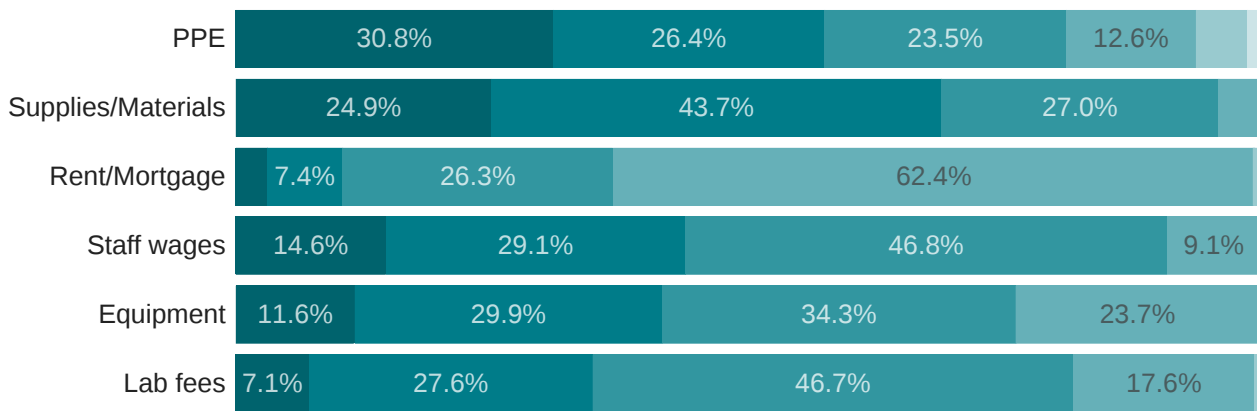


[Owner dentists] How have prices changed for your practice in each of the following categories of expenses over the last 12 months? (continued)

**BY RACE/ETHNICITY**

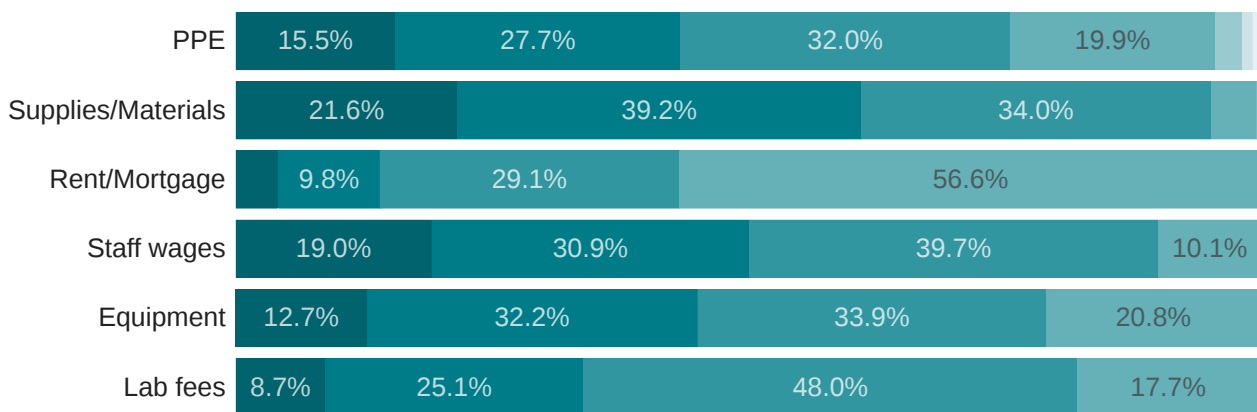
**White**

**August 2022**



● Increased more than 20%  
 ● Increased 11-20%  
 ● Increased 1-10%  
 ● Stayed about the same  
● Decreased 1-10%  
 ● Decreased 11-20%  
 ● Decreased more than 20%

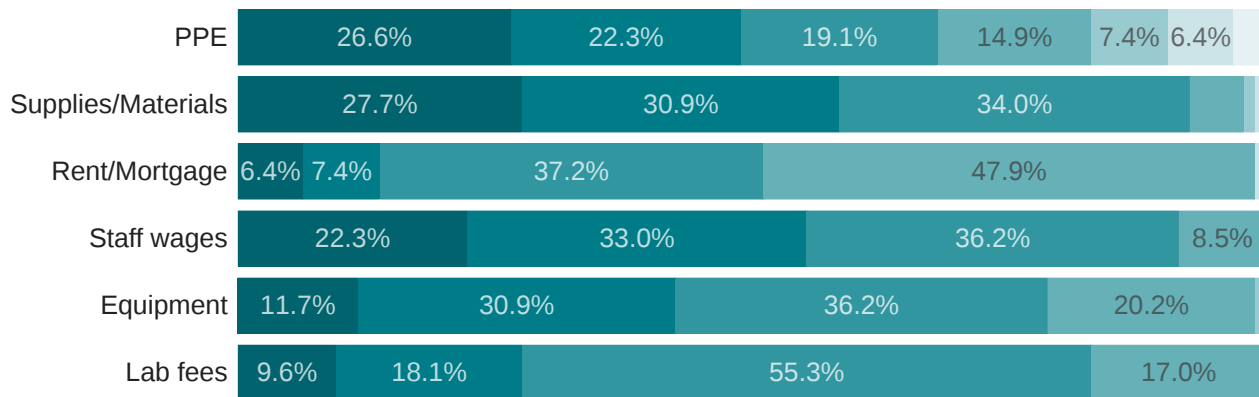
**August 2023**



**[Owner dentists] How have prices changed for your practice in each of the following categories of expenses over the last 12 months? (continued)**

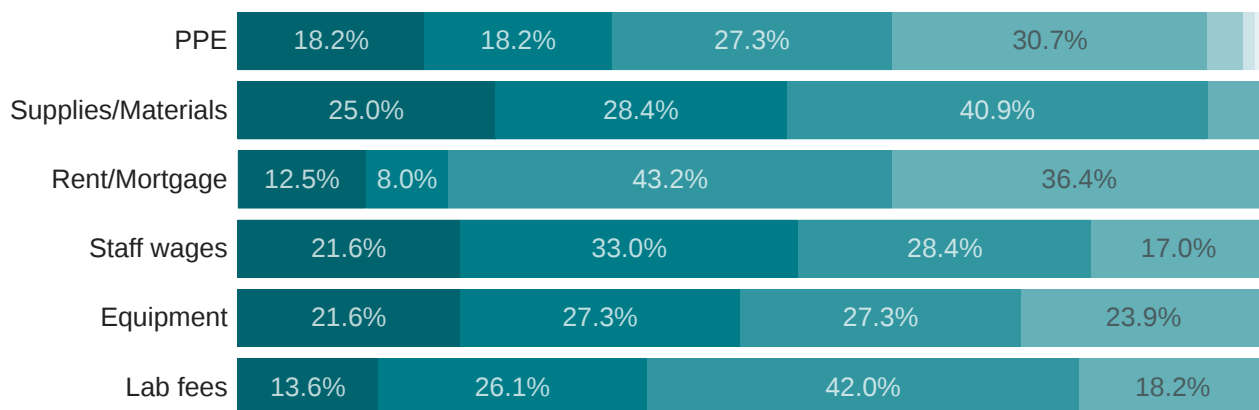
**Asian**

**August 2022**



- Increased more than 20%
- Increased 11-20%
- Increased 1-10%
- Stayed about the same
- Decreased 1-10%
- Decreased 11-20%
- Decreased more than 20%

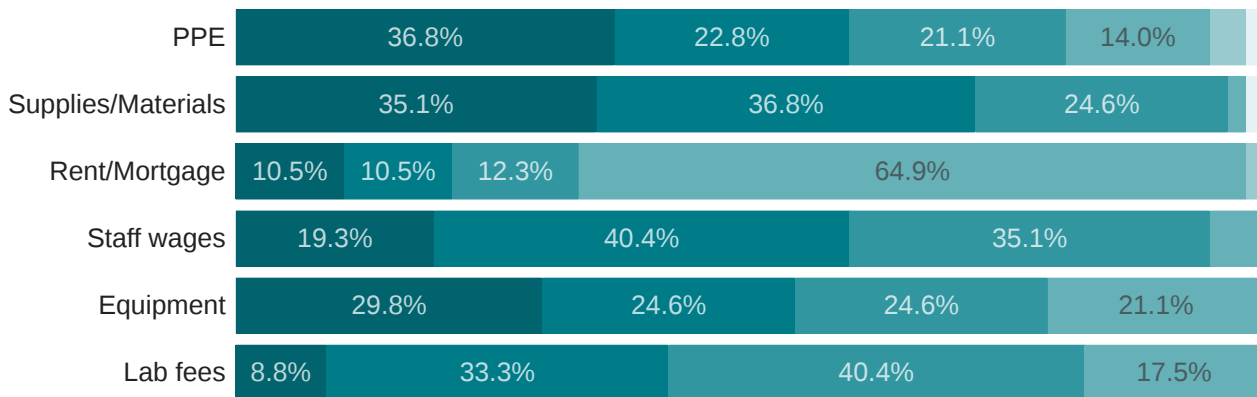
**August 2023**



[Owner dentists] How have prices changed for your practice in each of the following categories of expenses over the last 12 months? (continued)

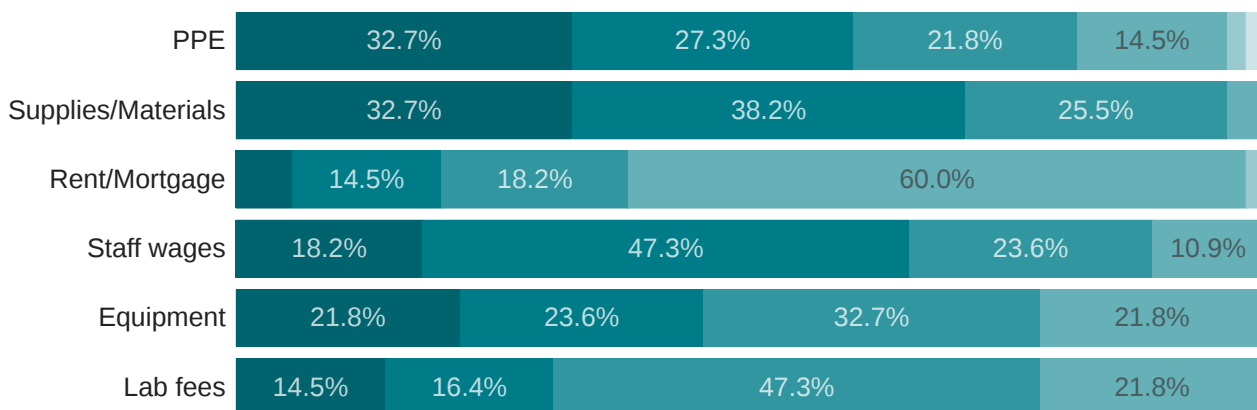
**Hispanic**

**August 2022**



● Increased more than 20%  
 ● Increased 11-20%  
 ● Increased 1-10%  
 ● Stayed about the same  
● Decreased 1-10%  
 ● Decreased 11-20%  
 ● Decreased more than 20%

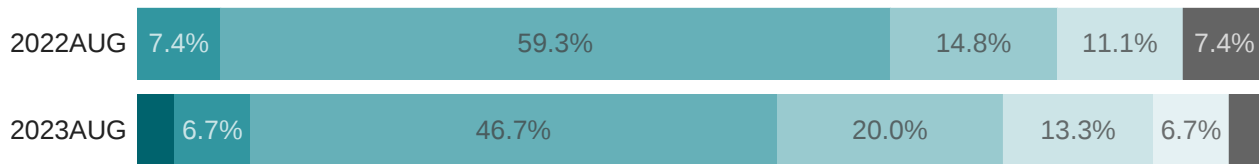
**August 2023**



[Owner dentists] How has the average reimbursement level from all insurance companies in your practice changed in the last 12 months?

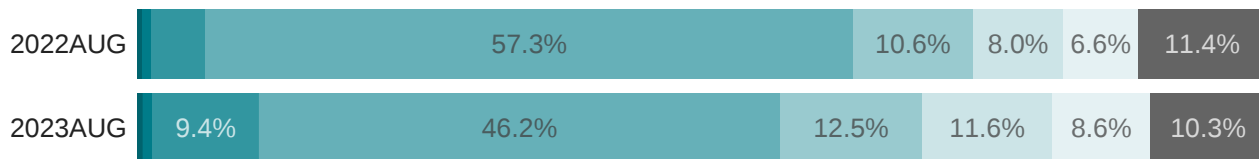
**BY DSO AFFILIATION**

**DSO**



- Increased by more than 10%
- Increased by 6-10%
- Increased by 1-5%
- Stayed about the same
- Decreased by 1-5%
- Decreased by 6-10%
- Decreased by more than 10%
- My practice does not participate in an insurance plan

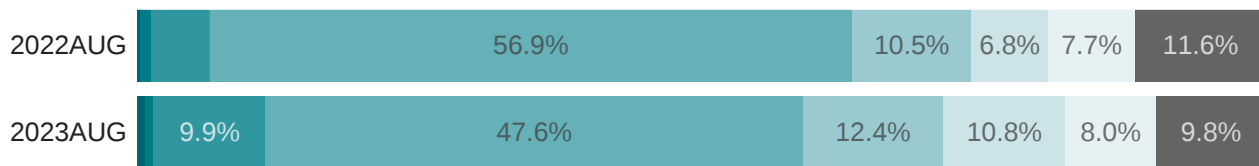
**Non-DSO**



[Owner dentists] How has the average reimbursement level from all insurance companies in your practice changed in the last 12 months? (continued)

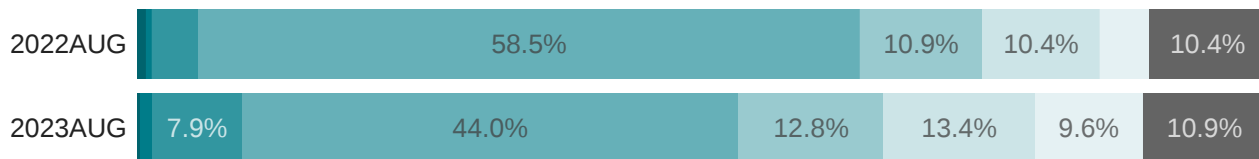
**BY PRACTICE SIZE**

**Solo dentists**



- Increased by more than 10%
- Increased by 6-10%
- Increased by 1-5%
- Stayed about the same
- Decreased by 1-5%
- Decreased by 6-10%
- Decreased by more than 10%
- My practice does not participate in an insurance plan

**2 to 9 dentists**



[Owner dentists] How has the average reimbursement level from all insurance companies in your practice changed in the last 12 months? (continued)

**BY GEOGRAPHY**

**Top 20 Cities**

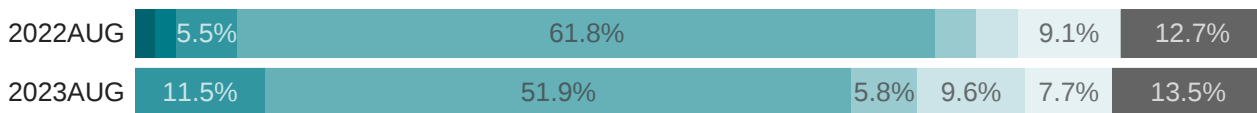


- Increased by more than 10%
- Increased by 6-10%
- Increased by 1-5%
- Stayed about the same
- Decreased by 1-5%
- Decreased by 6-10%
- Decreased by more than 10%
- My practice does not participate in an insurance plan

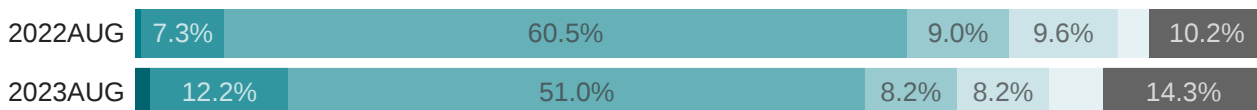
**Other Urban**



**Suburban**



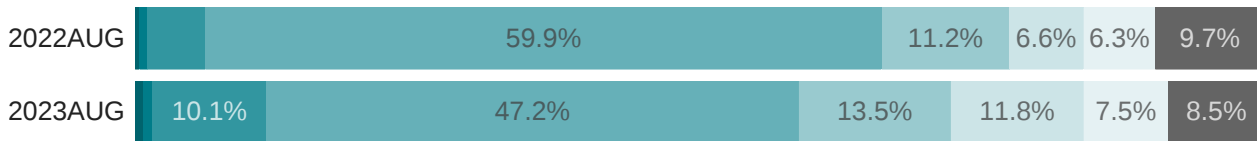
**Rural**



[Owner dentists] How has the average reimbursement level from all insurance companies in your practice changed in the last 12 months? (continued)

BY SEX

Male



- Increased by more than 10%
- Increased by 6-10%
- Increased by 1-5%
- Stayed about the same
- Decreased by 1-5%
- Decreased by 6-10%
- Decreased by more than 10%
- My practice does not participate in an insurance plan

Female

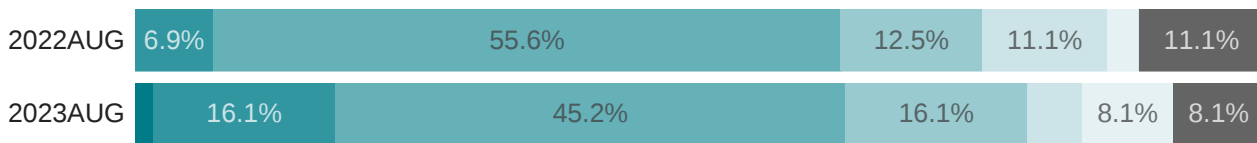




[Owner dentists] How has the average reimbursement level from all insurance companies in your practice changed in the last 12 months? (continued)

**BY YEARS EXPERIENCE**

**New dentists (graduated 2013-2022)**



- Increased by more than 10%
- Increased by 6-10%
- Increased by 1-5%
- Stayed about the same
- Decreased by 1-5%
- Decreased by 6-10%
- Decreased by more than 10%
- My practice does not participate in an insurance plan

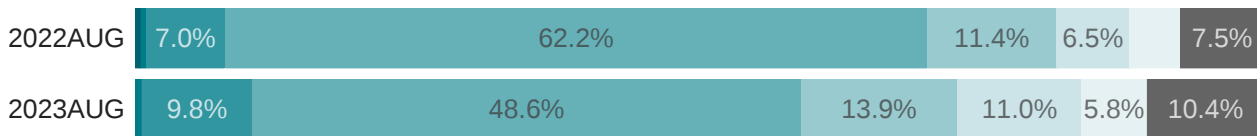
**Established dentists (graduated before 2013)**



[Owner dentists] How has the average reimbursement level from all insurance companies in your practice changed in the last 12 months? (continued)

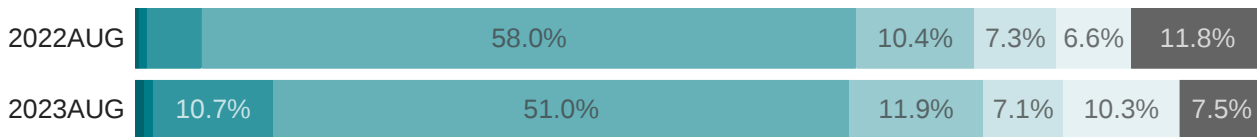
**BY AGE GROUP**

**35 to 44**



- Increased by more than 10%
- Increased by 6-10%
- Increased by 1-5%
- Stayed about the same
- Decreased by 1-5%
- Decreased by 6-10%
- Decreased by more than 10%
- My practice does not participate in an insurance plan

**45 to 54**



**55 to 64**



**65 and older**



[Owner dentists] How has the average reimbursement level from all insurance companies in your practice changed in the last 12 months? (continued)

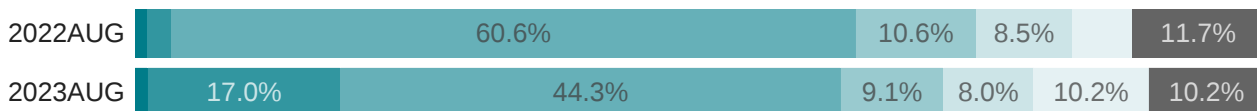
BY RACE/ETHNICITY

White

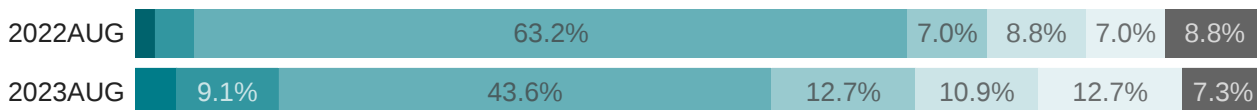


- Increased by more than 10%
- Increased by 6-10%
- Increased by 1-5%
- Stayed about the same
- Decreased by 1-5%
- Decreased by 6-10%
- Decreased by more than 10%
- My practice does not participate in an insurance plan

Asian



Hispanic



Black



**Number of Responses by Wave**

Wave	Responses
2022AUG	1,204
2022SEP	1,102
2022OCT	1,170
2022NOV	1,137
2022DEC	1,138
2023JAN	1,209
2023FEB	1,168
2023MAR	1,053
2023APR	1,008
2023MAY	1,001
2023JUN	1,103
2023JUL	955
2023AUG	1,141

**Number of Responses by Group - Week of August 14, 2023**

Ownership status	Choice Count
Owner dentist (i.e., sole owner, partner, or shareholder)	1,051
Employee dentist (nonowner)	47
Associate dentist (nonowner)	22
Independent contractor	21

**Number of Responses by Group - Week of August 14, 2023 (continued)**

DSO Affiliation	Choice Count
DSO	38
Non-DSO	1,081

Practice Size	Choice Count
Solo dentists	690
2 to 9 dentists	437
Large group (10+ dentists)	13

Geography	Choice Count
Top 20 Cities	91
Other Urban	836
Suburban	57
Rural	156

Sex	Choice Count
Male	763
Female	378

Years Experience	Choice Count
New dentists (graduated 2013 - 2022)	83
Established dentists (graduated before 2013)	1,058

**Number of Responses by Group - Week of August 14 (continued)**

Age	Choice Count
<35	26
35-44	192
45-54	264
55-64	376
65+	282

Race/Ethnicity	Choice Count
White	856
Asian	100
Hispanic	59
Black	11
Native Hawaiian / Pacific Islander	3
American Indian / Alaska Native	3
Other	20
Unknown	83