

Table of Contents

	Page																																										
About This Study	2																																										
<p>Results for the questions below are reported in two sections:</p> <ul style="list-style-type: none"> All Respondents Combined includes overall results for all respondents. Select Breakouts of Results includes results by ownership status, DSO affiliation, practice size, geography, sex, age, & race/ethnicity. 																																											
	<table border="1"> <thead> <tr> <th></th> <th style="text-align: right;">All Respondents Combined</th> <th style="text-align: right;">Select Breakouts of Results</th> </tr> <tr> <th></th> <th style="text-align: right;">Page</th> <th style="text-align: right;">Page</th> </tr> </thead> <tbody> <tr> <td>Looking ahead to the next six months, how confident are you in the recovery of: (Your particular dental practice, The dental care sector in general, The U.S. economy)</td> <td style="text-align: right;">3</td> <td style="text-align: right;">9</td> </tr> <tr> <td>How full was your dental practice’s appointment schedule last week?</td> <td style="text-align: right;">3</td> <td style="text-align: right;">17</td> </tr> <tr> <td>Which of the following factors prevented your dental practice’s appointment schedule from Reaching 100% last week? (Patient cancellations, Not enough patients making appointments, Trouble filling vacant staff positions, COVID safety protocols, Other)</td> <td style="text-align: right;">4</td> <td style="text-align: right;">17</td> </tr> <tr> <td>Have you recently or are you currently recruiting any of the following positions in your dental practice? (Dental hygienists, Dental assistants, Dentists, Administrative staff)</td> <td style="text-align: right;">5</td> <td style="text-align: right;">32</td> </tr> <tr> <td>How challenging has it been to recruit the position(s) below? (Dental hygienists, Dental assistants, Dentists, Administrative staff)</td> <td style="text-align: right;">5</td> <td style="text-align: right;">32</td> </tr> <tr> <td>What specifically has been challenging about recruiting dental hygienists/dental assistants?</td> <td style="text-align: right;">6</td> <td style="text-align: right;">N/A</td> </tr> <tr> <td>When your practice is fully staffed, what is the maximum number of patients it could see in a typical week?</td> <td style="text-align: right;">7</td> <td style="text-align: right;">45</td> </tr> <tr> <td>Considering your practice’s current staffing situation, what is the maximum number of patients it could see in a typical week?</td> <td style="text-align: right;">7</td> <td style="text-align: right;">45</td> </tr> <tr> <td>How many patients did your practice actually see last week?</td> <td style="text-align: right;">7</td> <td style="text-align: right;">45</td> </tr> <tr> <td>Compared to this time last year, how has the prevalence of the following conditions changed among patients in your dental practice? (Bruxism, Chipped teeth, Cracked teeth, TMD symptoms, Caries, Periodontal disease)</td> <td style="text-align: right;">8</td> <td style="text-align: right;">68</td> </tr> <tr> <td>How many night guards is your practice delivering to patients now, compared to before the COVID-19 pandemic?</td> <td style="text-align: right;">8</td> <td style="text-align: right;">78</td> </tr> <tr> <td>Number of Responses by Wave/by Group</td> <td></td> <td style="text-align: right;">80</td> </tr> </tbody> </table>		All Respondents Combined	Select Breakouts of Results		Page	Page	Looking ahead to the next six months, how confident are you in the recovery of: (Your particular dental practice, The dental care sector in general, The U.S. economy)	3	9	How full was your dental practice’s appointment schedule last week?	3	17	Which of the following factors prevented your dental practice’s appointment schedule from Reaching 100% last week? (Patient cancellations, Not enough patients making appointments, Trouble filling vacant staff positions, COVID safety protocols, Other)	4	17	Have you recently or are you currently recruiting any of the following positions in your dental practice? (Dental hygienists, Dental assistants, Dentists, Administrative staff)	5	32	How challenging has it been to recruit the position(s) below? (Dental hygienists, Dental assistants, Dentists, Administrative staff)	5	32	What specifically has been challenging about recruiting dental hygienists/dental assistants?	6	N/A	When your practice is fully staffed, what is the maximum number of patients it could see in a typical week?	7	45	Considering your practice’s current staffing situation, what is the maximum number of patients it could see in a typical week?	7	45	How many patients did your practice actually see last week?	7	45	Compared to this time last year, how has the prevalence of the following conditions changed among patients in your dental practice? (Bruxism, Chipped teeth, Cracked teeth, TMD symptoms, Caries, Periodontal disease)	8	68	How many night guards is your practice delivering to patients now, compared to before the COVID-19 pandemic?	8	78	Number of Responses by Wave/by Group		80
	All Respondents Combined	Select Breakouts of Results																																									
	Page	Page																																									
Looking ahead to the next six months, how confident are you in the recovery of: (Your particular dental practice, The dental care sector in general, The U.S. economy)	3	9																																									
How full was your dental practice’s appointment schedule last week?	3	17																																									
Which of the following factors prevented your dental practice’s appointment schedule from Reaching 100% last week? (Patient cancellations, Not enough patients making appointments, Trouble filling vacant staff positions, COVID safety protocols, Other)	4	17																																									
Have you recently or are you currently recruiting any of the following positions in your dental practice? (Dental hygienists, Dental assistants, Dentists, Administrative staff)	5	32																																									
How challenging has it been to recruit the position(s) below? (Dental hygienists, Dental assistants, Dentists, Administrative staff)	5	32																																									
What specifically has been challenging about recruiting dental hygienists/dental assistants?	6	N/A																																									
When your practice is fully staffed, what is the maximum number of patients it could see in a typical week?	7	45																																									
Considering your practice’s current staffing situation, what is the maximum number of patients it could see in a typical week?	7	45																																									
How many patients did your practice actually see last week?	7	45																																									
Compared to this time last year, how has the prevalence of the following conditions changed among patients in your dental practice? (Bruxism, Chipped teeth, Cracked teeth, TMD symptoms, Caries, Periodontal disease)	8	68																																									
How many night guards is your practice delivering to patients now, compared to before the COVID-19 pandemic?	8	78																																									
Number of Responses by Wave/by Group		80																																									

About This Study

To better understand the economic and operational conditions in dental practices and public health clinics over time, and to measure the impact of the COVID-19 pandemic and other emerging issues in dentistry, the ADA Health Policy Institute launched a tracking poll in January 2022. For the initial wave over the week of January 17, 2022, we invited nearly 80,000 dentists from across the U.S. to join a panel in which they will complete a survey once a month; nearly 3,000 have opted to participate. The number of respondents in each wave, along with the number of responses in each reporting category in the current wave, can be found at the end of this report.

Below are the results from the latest wave of this study, the week of February 14, for dentists working in private dental practices. The report includes breakouts by ownership status, DSO affiliation, practice size, geographic location, sex, age group, and race/ethnicity. Unless noted otherwise, charts reflect the results from the latest wave of data collection.

This report was published in February 2022 by the American Dental Association's Health Policy Institute.

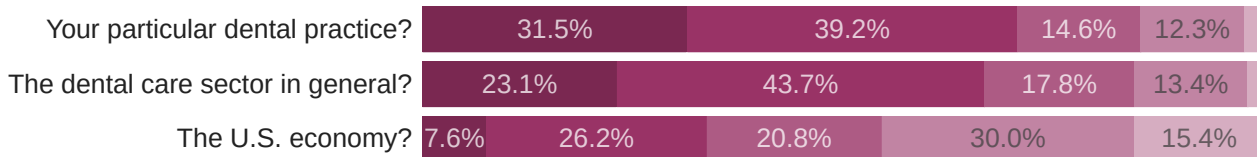
211 E. Chicago Avenue
Chicago, Illinois 60611
312.440.2928
hpi@ada.org

For more information on other publications, products and services, please visit our website, [ADA.org/HPI](https://ada.org/HPI).

All Respondents

Looking ahead to the next six months, how confident are you in the recovery of:

1386 Responses



- Very confident
- Somewhat confident
- Neither confident nor skeptical
- Somewhat skeptical
- Very skeptical

How full was your dental practice's appointment schedule last week?

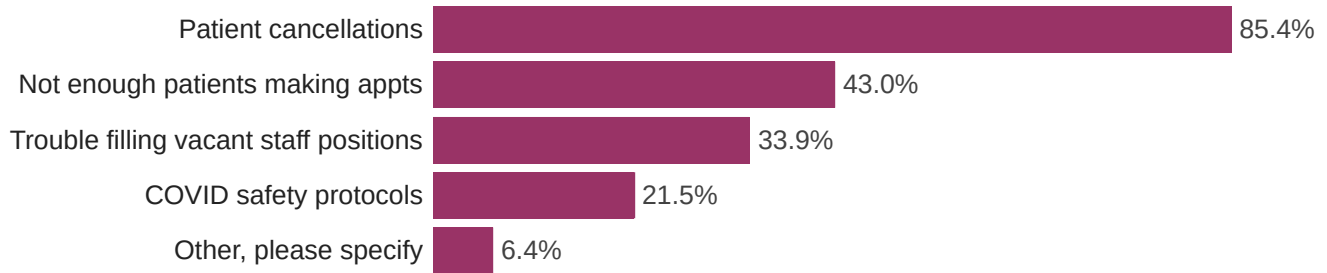
3248 Responses



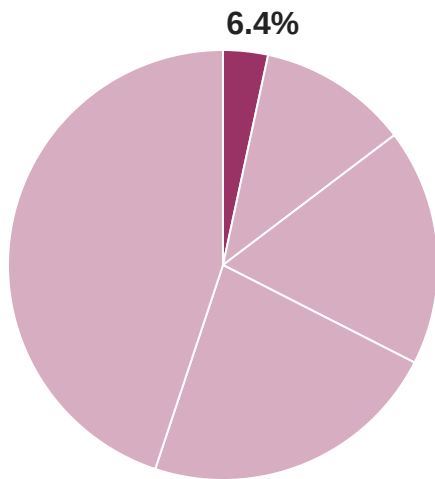
- Mean % of appointment schedule filled

Which of the following factors prevented your dental practice’s appointment schedule from reaching 100% last week? (Select all that apply.)

1154 Responses



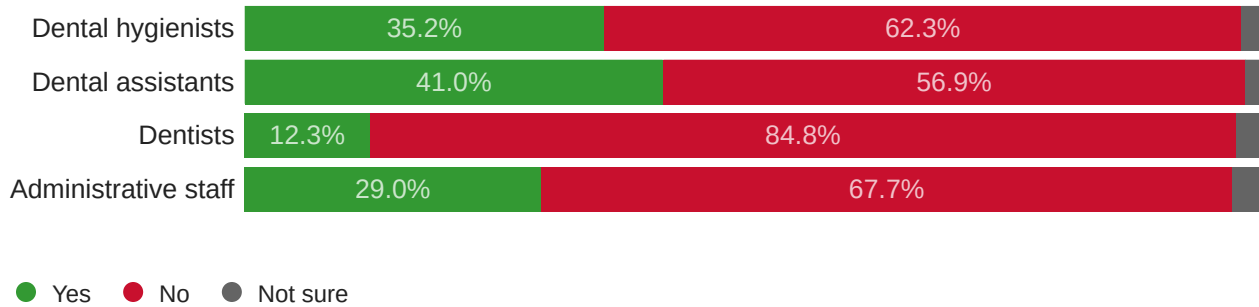
74 respondents (6.4%) selected "other, please specify." Their responses are categorized below.



Other, please specify:	Percentage of Responses
INCLEMENT WEATHER	27.0%
STAFF OUT WITH COVID/QUARANTINE/OTHER ILLNESS	14.9%
STAFF SHORTAGES	12.2%
SURGE IN COVID CASES	9.5%
PATIENT FEAR/HESITANCY TO VISIT DENTIST	8.1%
BAD ECONOMIC CONDITIONS	6.8%
DROPPED DENTAL PLAN / LOW REIMBURSEMENT	1.4%
MISCELLANEOUS	17.6%

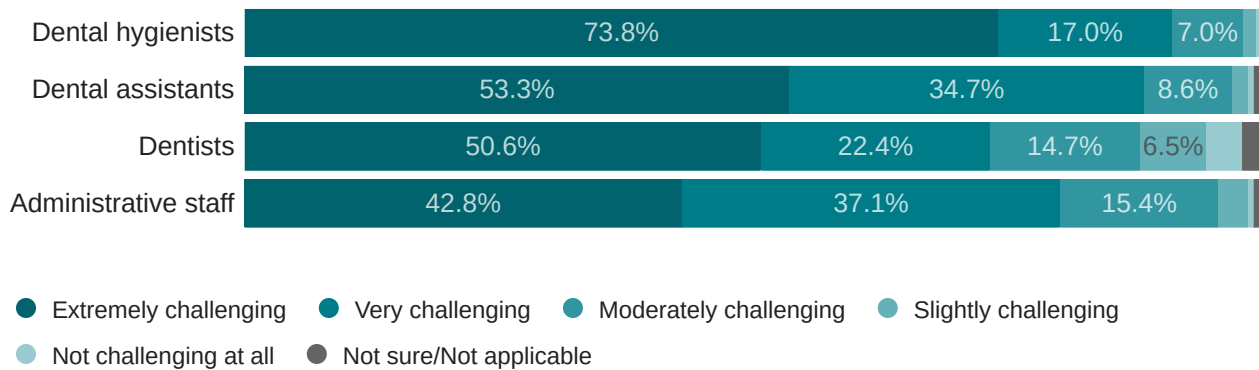
Have you recently or are you currently recruiting any of the following positions in your dental practice?

1386 Responses



How challenging has it been to recruit the position(s) below?

890 Responses



What specifically has been challenging about recruiting dental hygienists?

423 Responses

Category	Percentage of Responses
NOT ENOUGH APPLICANTS / HYGIENIST SHORTAGE	77.8%
DEMAND FOR HIGH WAGES, BENEFITS	28.4%
APPLICANTS DO NOT WANT TO WORK ADVERTISED HOURS	8.7%
APPLICANTS NOT QUALIFIED / POOR QUALITY	8.0%
OFFICE IN RURAL LOCATION / COMMUTE REQUIRED	2.8%
MISCELLANEOUS	1.2%

What specifically has been challenging about recruiting dental assistants?

456 Responses

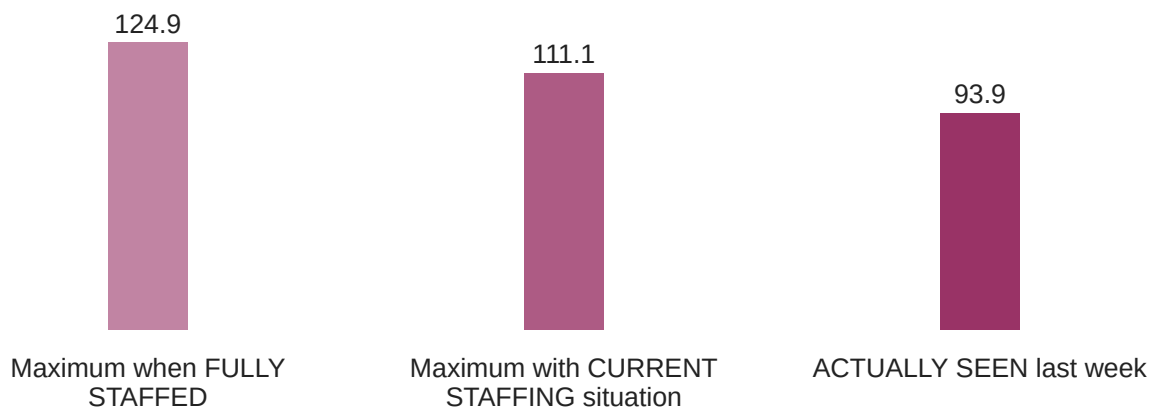
Category	Percentage of Responses
NOT ENOUGH APPLICANTS / ASSISTANT SHORTAGE	57.5%
APPLICANTS NOT QUALIFIED / POOR QUALITY	42.5%
DEMAND FOR HIGH WAGES, BENEFITS	17.3%
APPLICANTS NOT SHOWING FOR INTERVIEW	6.6%
LOCATION OF PRACTICE / COMMUTE REQUIRED	2.0%
APPLICANTS DO NOT WANT TO WORK ADVERTISED HOURS	0.9%
MISCELLANEOUS	3.7%

The following charts are based on responses to these 3 questions about the practice's capacity and patient volume:

- 1) When your practice is FULLY STAFFED, what is the maximum number of patients it could see in a typical week?
- 2) Considering your practice's CURRENT STAFFING situation, what is the maximum number of patients it could see in a typical week?
- 3) How many patients did your practice ACTUALLY SEE last week?

Average number of patients:

1035 Responses

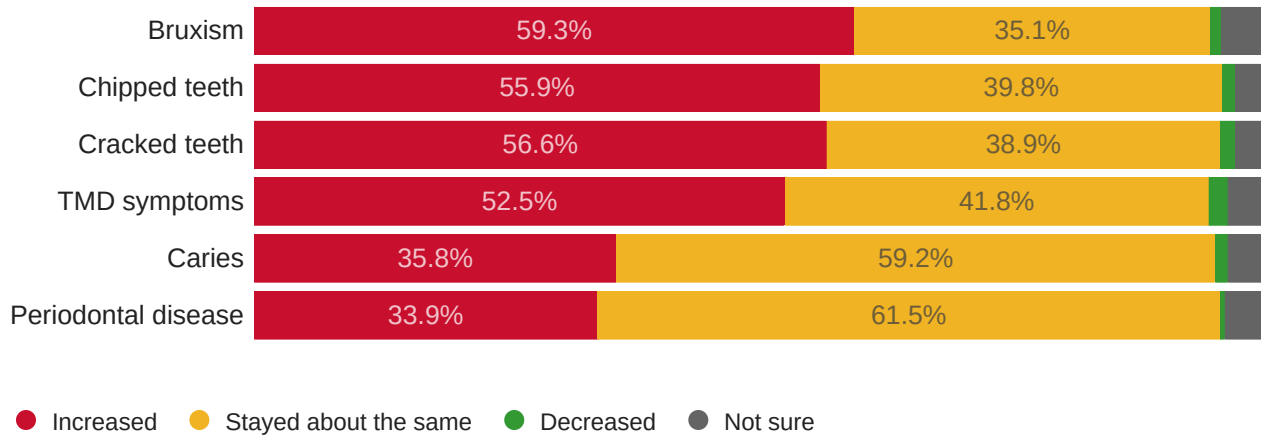


Average percentages for:



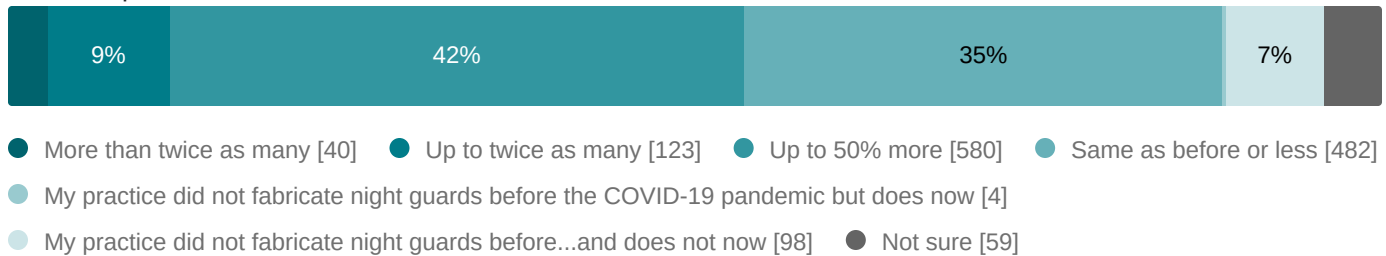
Compared to this time last year, how has the prevalence of the following conditions changed among patients in your dental practice?

1386 Responses



How many night guards is your practice delivering to patients now, compared to before the COVID-19 pandemic?

1386 Responses



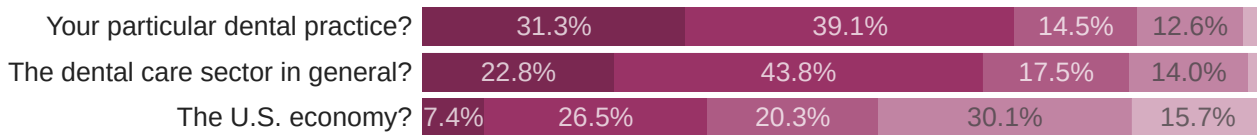
Select Breakouts of Results

Economic Confidence

BY OWNERSHIP STATUS

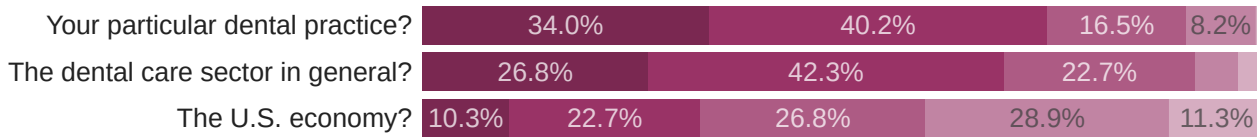
Looking ahead to the next six months, how confident are you in the recovery of:

Owner



- Very confident
- Somewhat confident
- Neither confident nor skeptical
- Somewhat skeptical
- Very skeptical

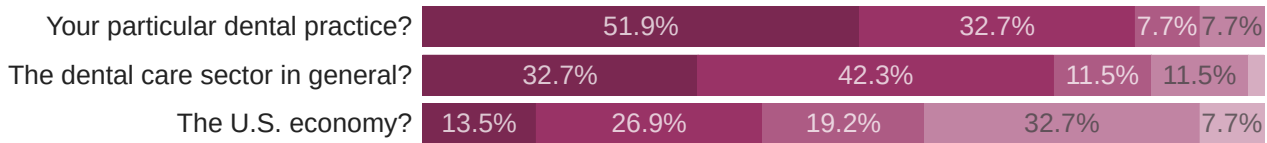
Non-owner



BY DSO AFFILIATION

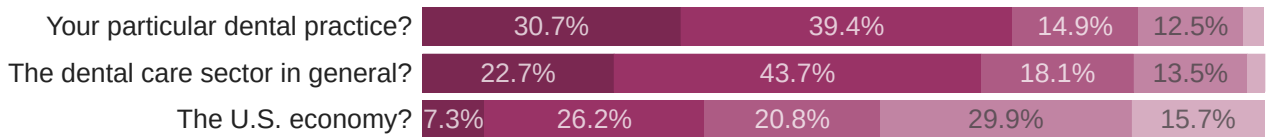
Looking ahead to the next six months, how confident are you in the recovery of:

DSO



- Very confident
- Somewhat confident
- Neither confident nor skeptical
- Somewhat skeptical
- Very skeptical

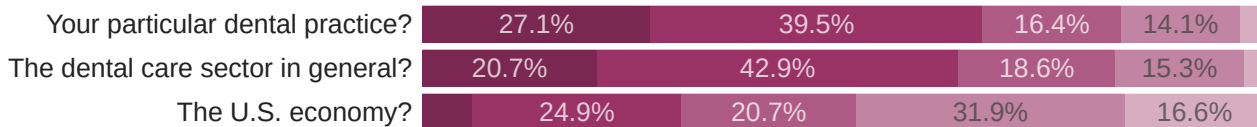
Non-DSO



BY PRACTICE SIZE

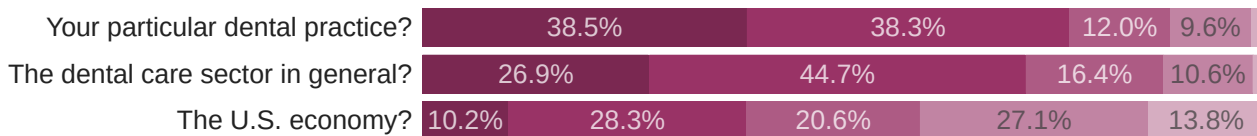
Looking ahead to the next six months, how confident are you in the recovery of:

Solo dentists

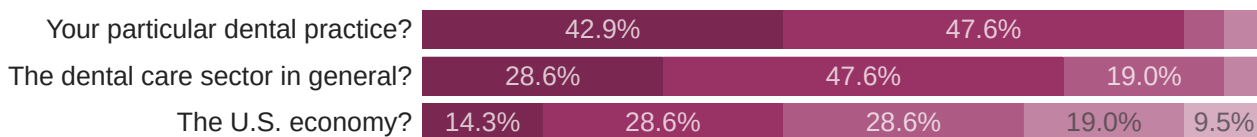


- Very confident
- Somewhat confident
- Neither confident nor skeptical
- Somewhat skeptical
- Very skeptical

2 to 9 dentists



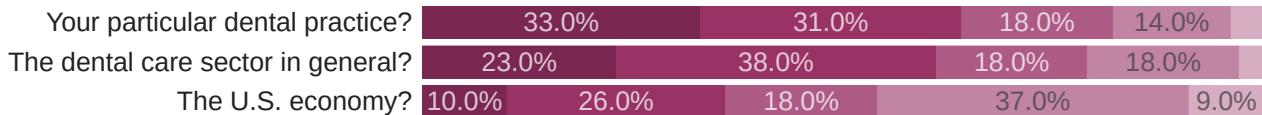
Large group (10+ dentists)



BY GEOGRAPHY

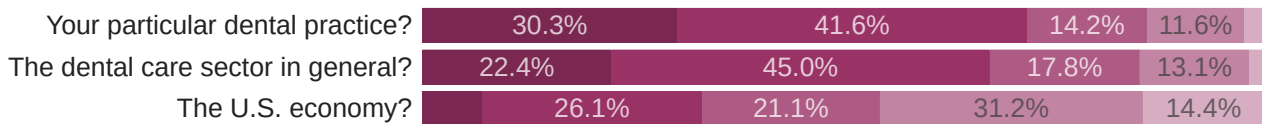
Looking ahead to the next six months, how confident are you in the recovery of:

Top 20 cities

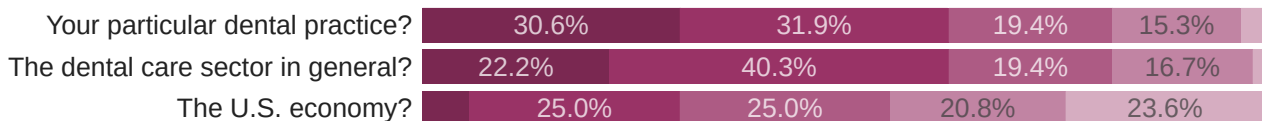


- Very confident
- Somewhat confident
- Neither confident nor skeptical
- Somewhat skeptical
- Very skeptical

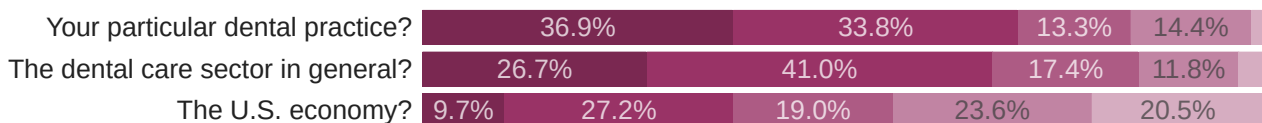
Other urban



Suburban



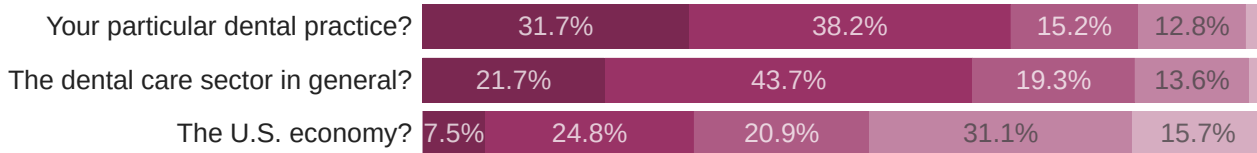
Rural



BY SEX

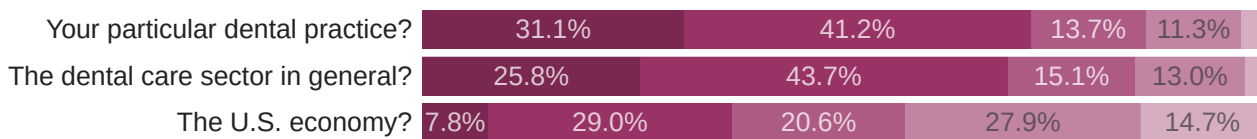
Looking ahead to the next six months, how confident are you in the recovery of:

Male



- Very confident
- Somewhat confident
- Neither confident nor skeptical
- Somewhat skeptical
- Very skeptical

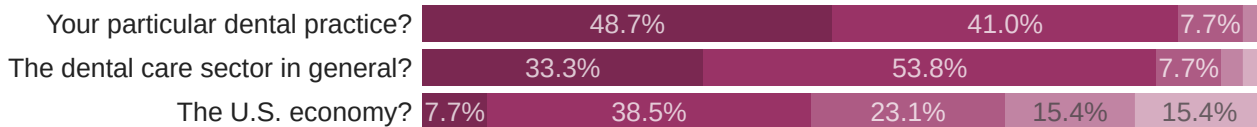
Female



BY AGE GROUP

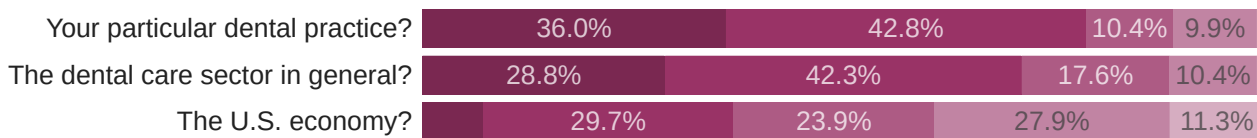
Looking ahead to the next six months, how confident are you in the recovery of:

Under 35

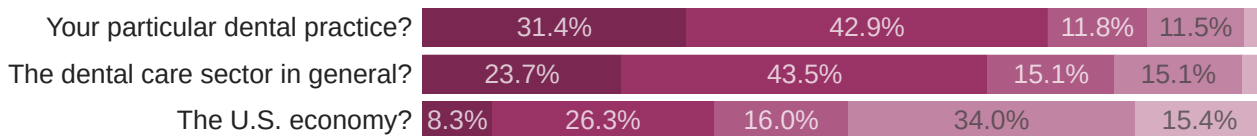


- Very confident
- Somewhat confident
- Neither confident nor skeptical
- Somewhat skeptical
- Very skeptical

35 to 44

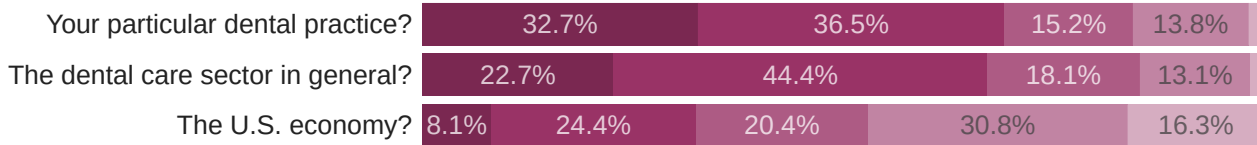


45 to 54



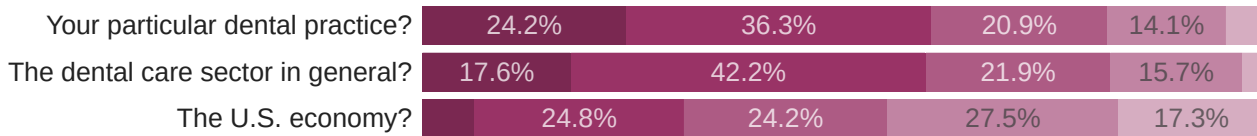
Looking ahead to the next six months, how confident are you in the recovery of:

55 to 64



- Very confident
- Somewhat confident
- Neither confident nor skeptical
- Somewhat skeptical
- Very skeptical

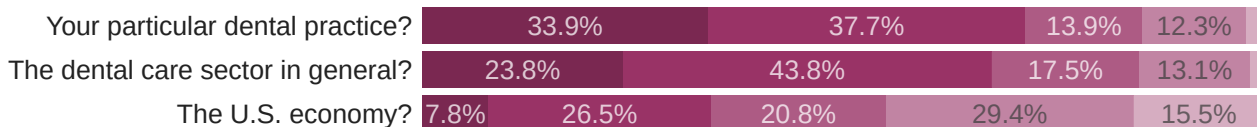
65 or older



BY RACE/ETHNICITY

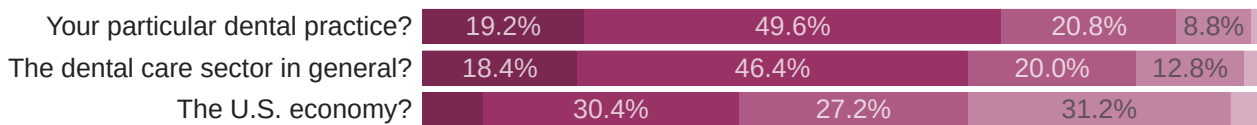
Looking ahead to the next six months, how confident are you in the recovery of:

White

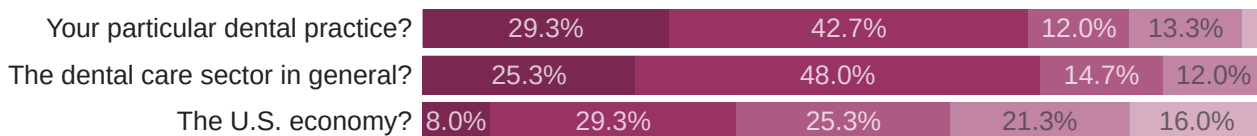


- Very confident
- Somewhat confident
- Neither confident nor skeptical
- Somewhat skeptical
- Very skeptical

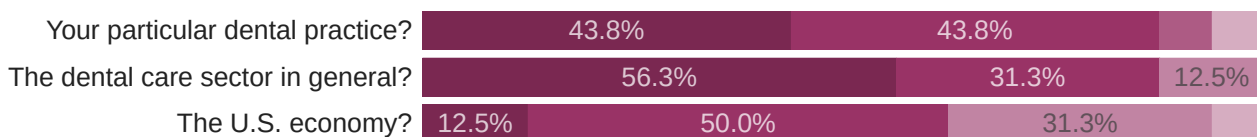
Asian



Hispanic



Black



Appointment Schedule

BY OWNERSHIP STATUS

Owner

How full was your dental practice's appointment schedule last week?

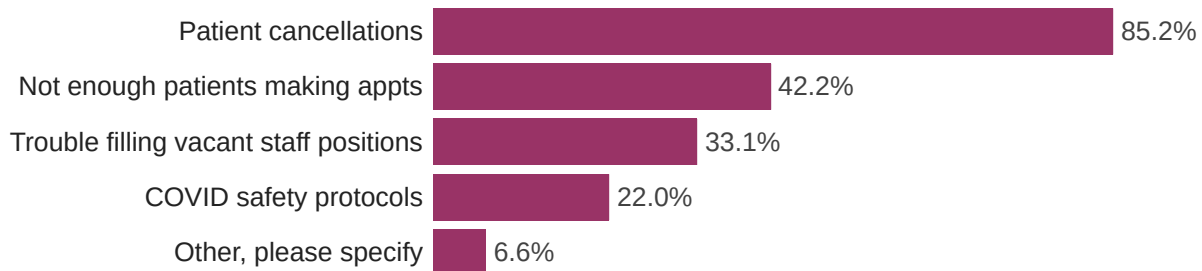
2966 Responses



● Mean % of schedule filled

Which of the following factors prevented your dental practice's appointment schedule from reaching 100% last week? (Select all that apply.)

1154 Responses



Non-owner

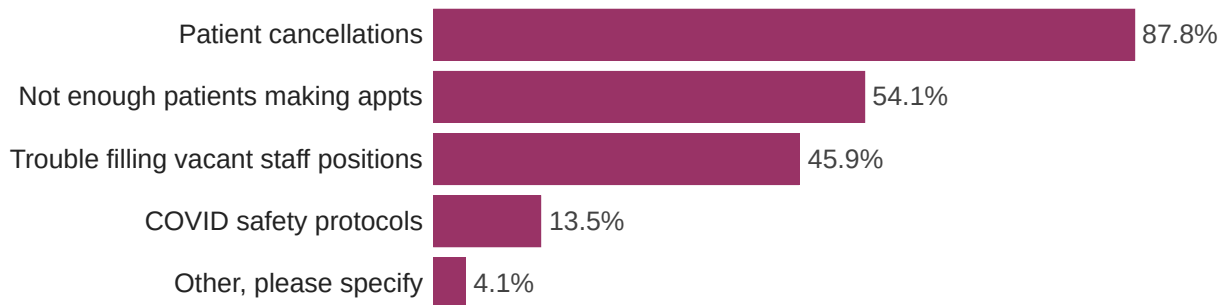
How full was your dental practice's appointment schedule last week?

282 Responses



● Mean % of schedule filled

Which of the following factors prevented your dental practice's appointment schedule from reaching 100% last week? (Select all that apply.)



BY DSO AFFILIATION

DSO

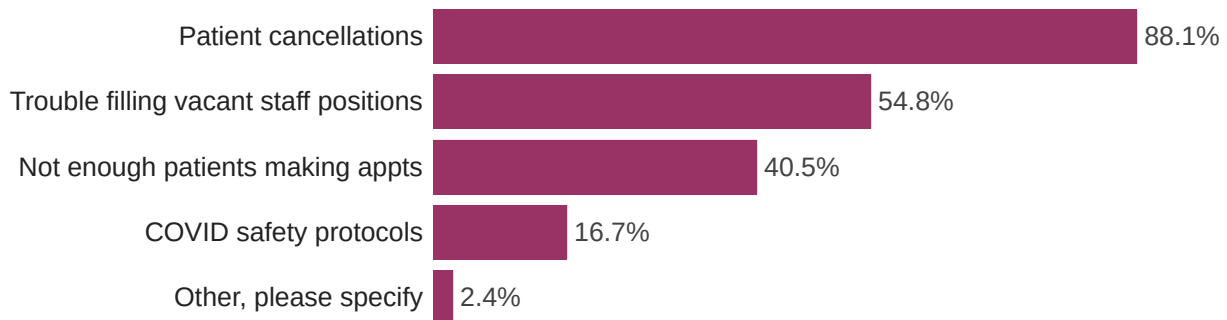
How full was your dental practice's appointment schedule last week?

143 Responses



● Mean % of schedule filled

Which of the following factors prevented your dental practice's appointment schedule from reaching 100% last week? (Select all that apply.)



Non-DSO

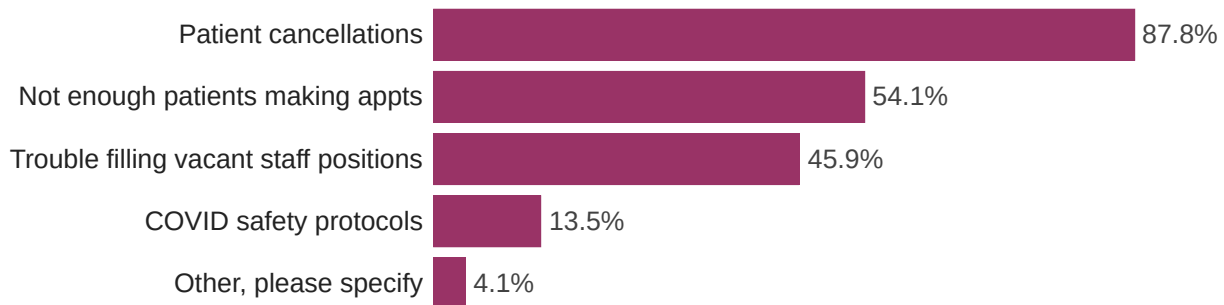
How full was your dental practice's appointment schedule last week?

3105 Responses



● Mean % of schedule filled

Which of the following factors prevented your dental practice's appointment schedule from reaching 100% last week? (Select all that apply.)



BY PRACTICE SIZE

Solo dentists

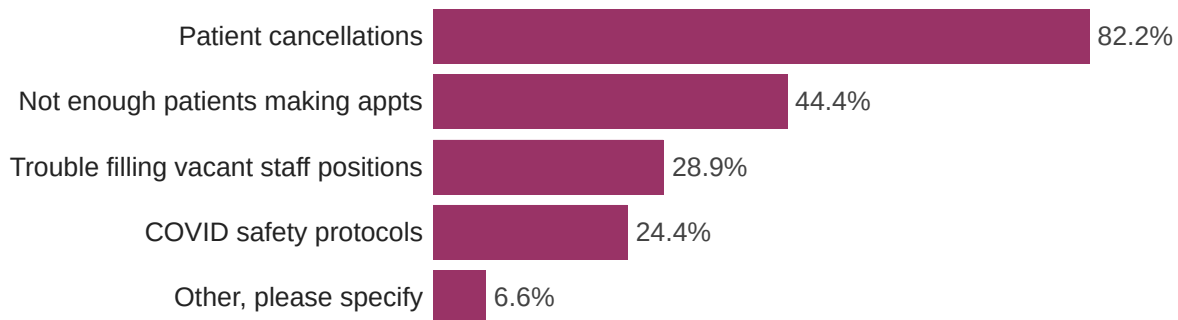
How full was your dental practice's appointment schedule last week?

1942 Responses



● Mean % of schedule filled

Which of the following factors prevented your dental practice's appointment schedule from reaching 100% last week? (Select all that apply.)



2 to 9 dentists

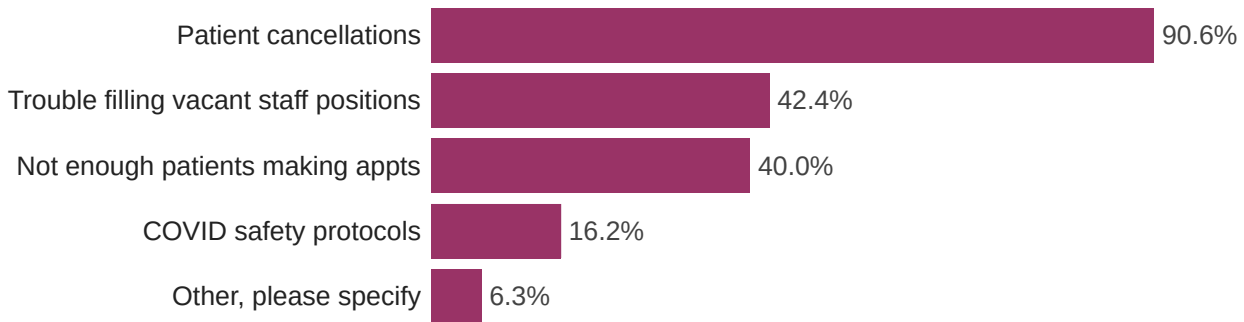
How full was your dental practice's appointment schedule last week?

1252 Responses



● Mean % of schedule filled

Which of the following factors prevented your dental practice's appointment schedule from reaching 100% last week? (Select all that apply.)



Large group (10+ dentists)

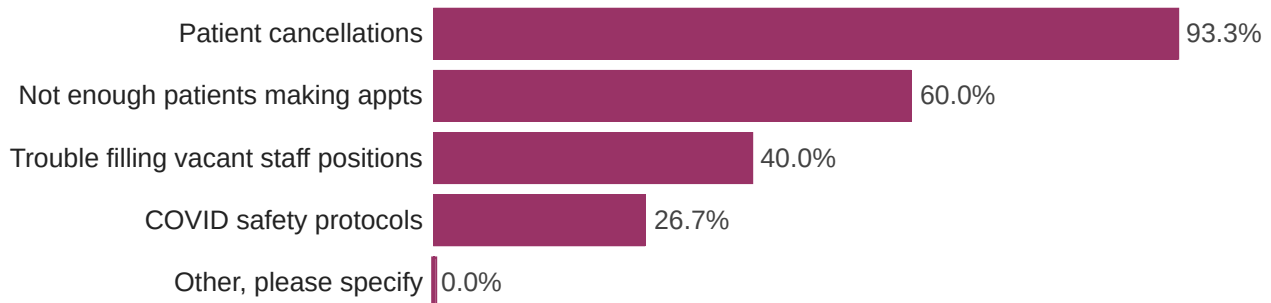
How full was your dental practice's appointment schedule last week?

54 Responses



● Mean % of schedule filled

Which of the following factors prevented your dental practice's appointment schedule from reaching 100% last week? (Select all that apply.)



BY GEOGRAPHY

Top 20 cities

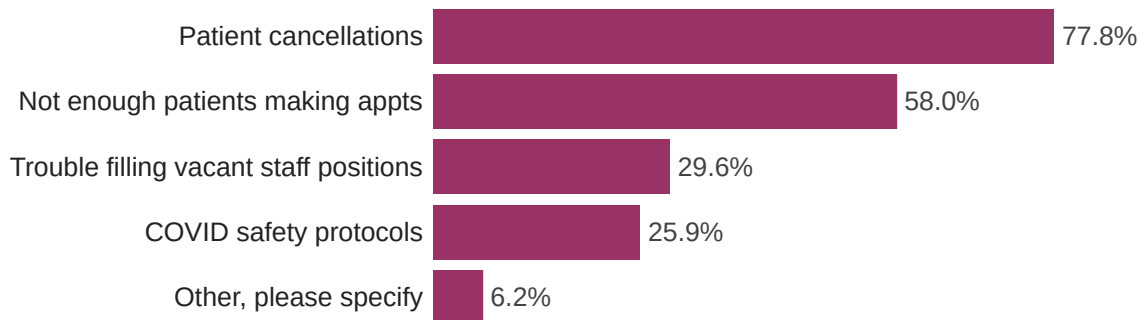
How full was your dental practice's appointment schedule last week?

211 Responses



● Mean % of schedule filled

Which of the following factors prevented your dental practice's appointment schedule from reaching 100% last week? (Select all that apply.)



Other Urban

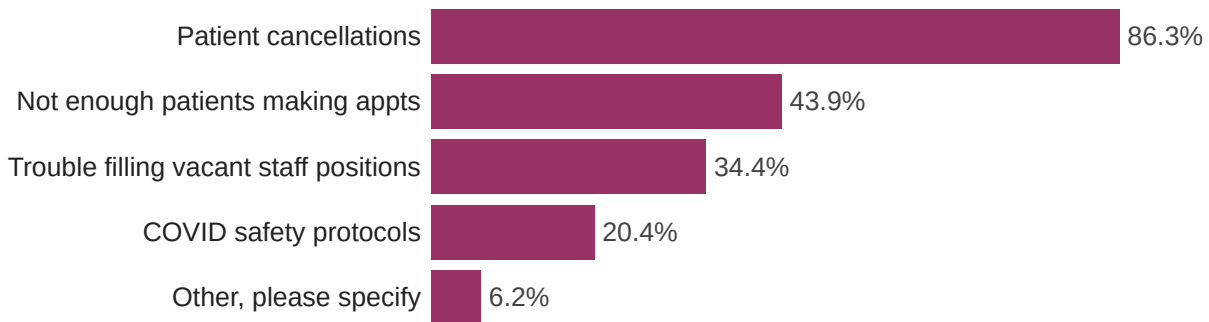
How full was your dental practice's appointment schedule last week?

1997 Responses



● Mean % of schedule filled

Which of the following factors prevented your dental practice's appointment schedule from reaching 100% last week? (Select all that apply.)



Suburban

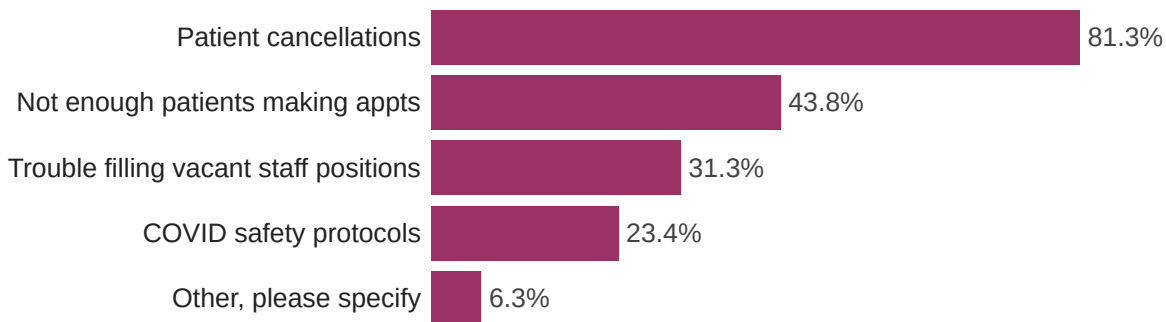
How full was your dental practice's appointment schedule last week?

135 Responses



● Mean % of schedule filled

Which of the following factors prevented your dental practice's appointment schedule from reaching 100% last week? (Select all that apply.)



Rural

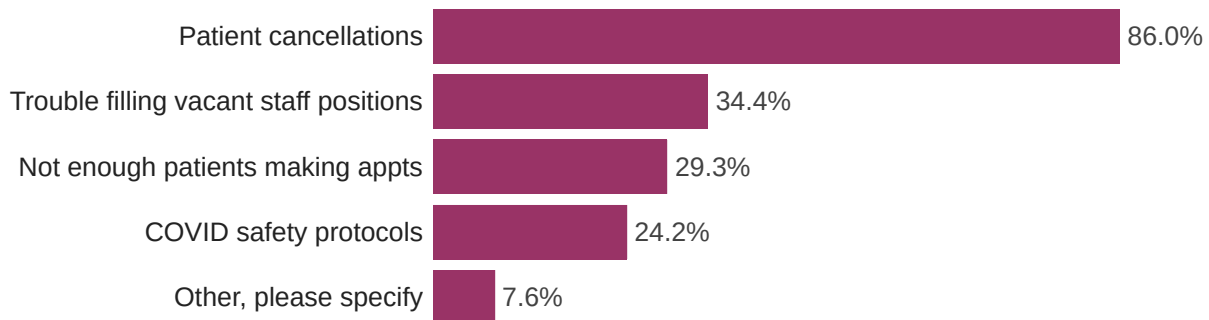
How full was your dental practice's appointment schedule last week?

388 Responses



● Mean % of schedule filled

Which of the following factors prevented your dental practice's appointment schedule from reaching 100% last week? (Select all that apply.)



BY SEX

Male

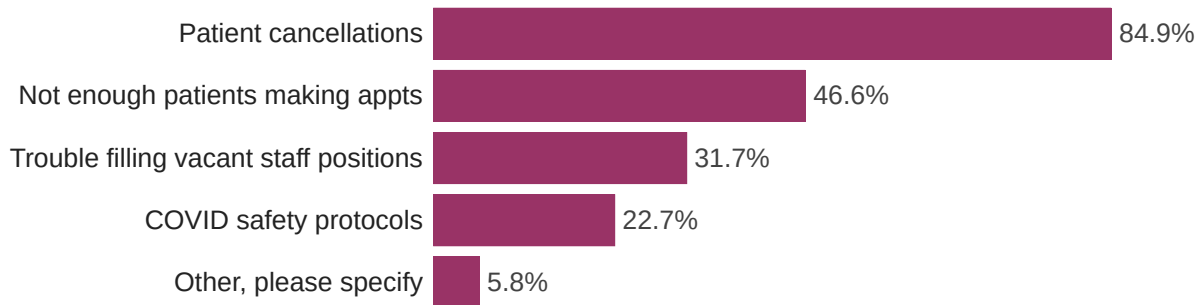
How full was your dental practice's appointment schedule last week?

2071 Responses



● Mean % of schedule filled

Which of the following factors prevented your dental practice's appointment schedule from reaching 100% last week? (Select all that apply.)



Female

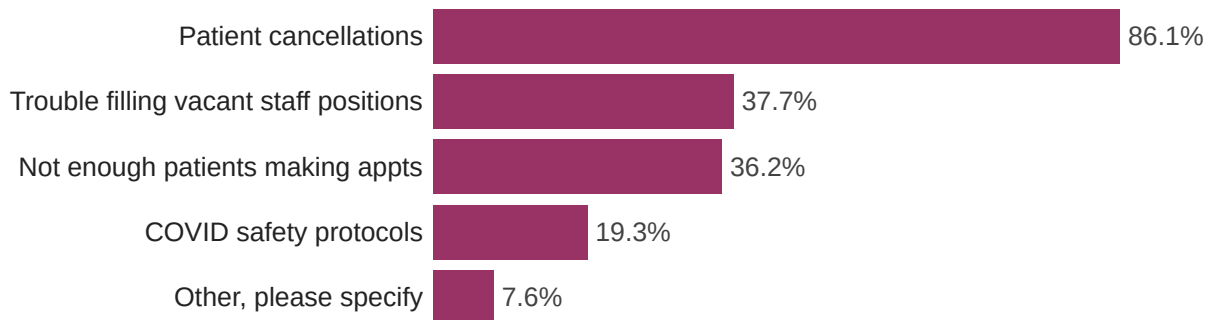
How full was your dental practice's appointment schedule last week?

1175 Responses



● Mean % of schedule filled

Which of the following factors prevented your dental practice's appointment schedule from reaching 100% last week? (Select all that apply.)



BY AGE

How full was your dental practice's appointment schedule last week?

1165 Responses



● Mean % of schedule filled

Which of the following factors prevented your dental practice's appointment schedule from reaching 100% last week? (Select all that apply.)

979 Responses

Field	Patient cancellations	Not enough patients trying to make appointments	Trouble filling vacant staff positions	COVID safety protocols are limiting the capacity	Other, please specify
<35	90.9%	54.5%	36.4%	4.5%	4.5%
35-44	93.0%	36.7%	41.8%	13.3%	5.1%
45-54	88.3%	32.6%	33.9%	17.0%	7.0%
55-64	83.9%	43.2%	33.1%	26.5%	5.8%
65+	80.2%	56.3%	31.5%	27.5%	8.6%

BY RACE/ETHNICITY

How full was your dental practice's appointment schedule last week?

1377 Responses



● Mean % of schedule filled

Which of the following factors prevented your dental practice's appointment schedule from reaching 100% last week? (Select all that apply.)

1154 Responses

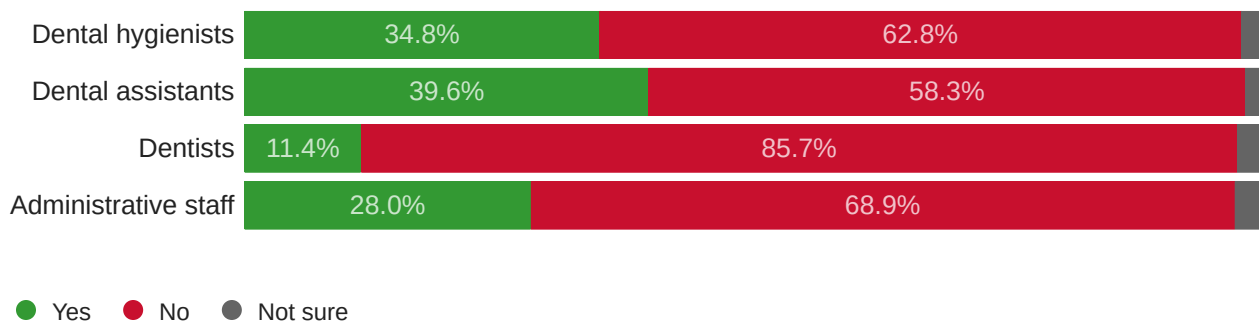
Field	Patient cancellations	Not enough patients trying to make appointments	Trouble filling vacant staff positions	COVID safety protocols are limiting the capacity	Other, please specify
White	86.4%	41.0%	33.6%	19.9%	7.2%
Asian	77.4%	48.1%	36.8%	25.5%	1.9%
Hispanic	85.7%	47.6%	25.4%	27.0%	4.8%
Black	75.0%	50.0%	25.0%	50.0%	0.0%

Staff Recruitment

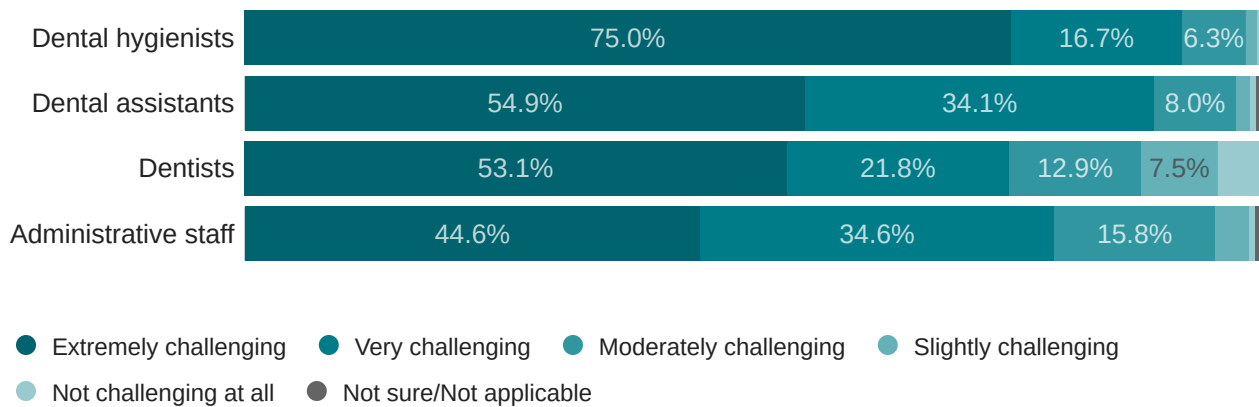
BY OWNERSHIP STATUS

Owner dentists

Have you recently or are you currently recruiting any of the following positions in your dental practice?

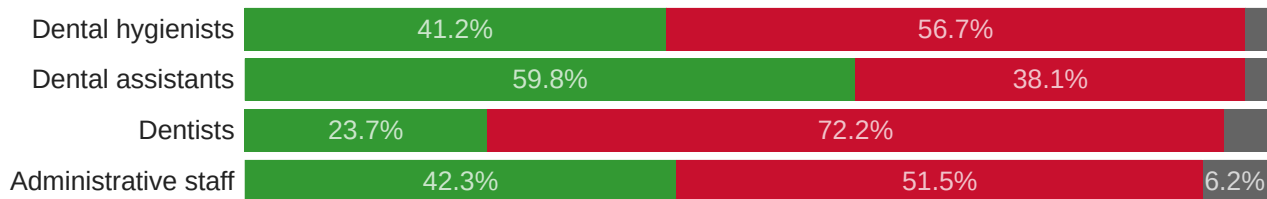


How challenging has it been to recruit the position(s) below?



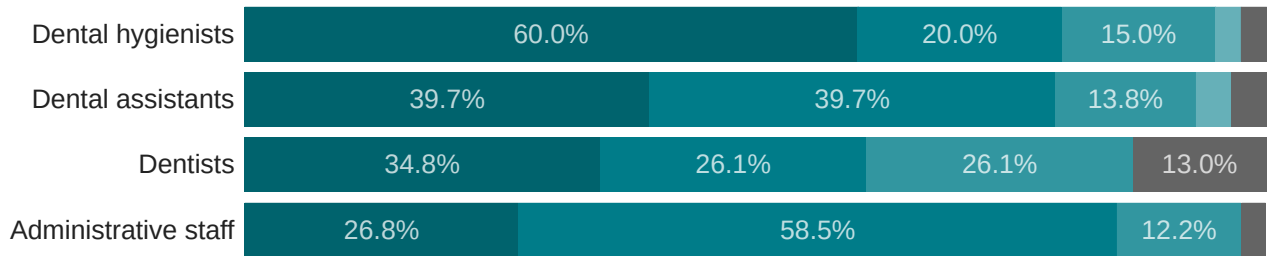
Non-owner dentists

Have you recently or are you currently recruiting any of the following positions in your dental practice?



● Yes ● No ● Not sure

How challenging has it been to recruit the position(s) below?

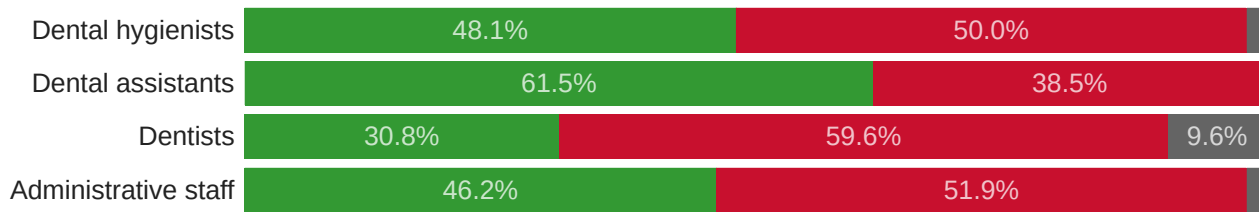


● Extremely challenging ● Very challenging ● Moderately challenging ● Slightly challenging
 ● Not challenging at all ● Not sure/Not applicable

BY DSO AFFILIATION

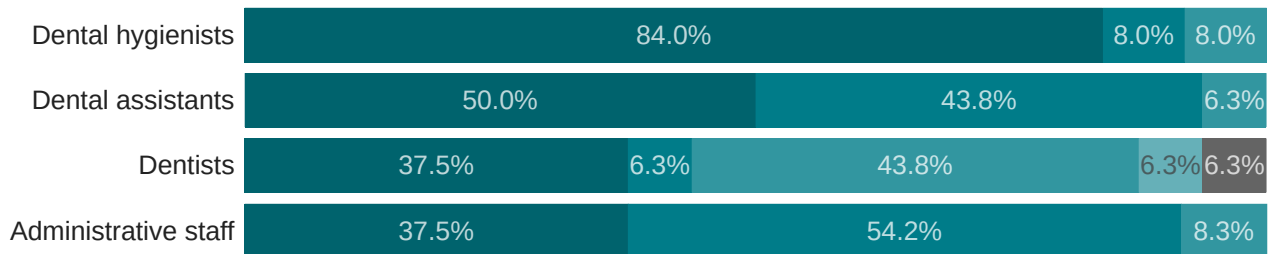
DSO

Have you recently or are you currently recruiting any of the following positions in your dental practice?



● Yes ● No ● Not sure

How challenging has it been to recruit the position(s) below?



● Extremely challenging ● Very challenging ● Moderately challenging ● Slightly challenging
● Not challenging at all ● Not sure/Not applicable

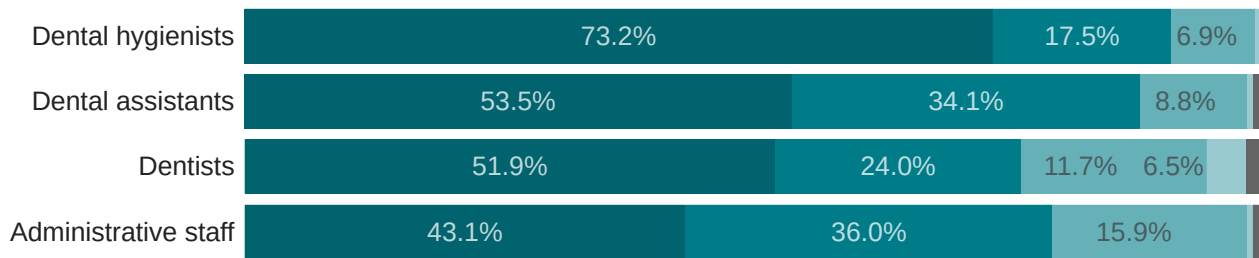
Non-DSO

Have you recently or are you currently recruiting any of the following positions in your dental practice?



● Yes ● No ● Not sure

How challenging has it been to recruit the position(s) below?



● Extremely challenging ● Very challenging ● Moderately challenging ● Slightly challenging
 ● Not challenging at all ● Not sure/Not applicable

BY PRACTICE SIZE

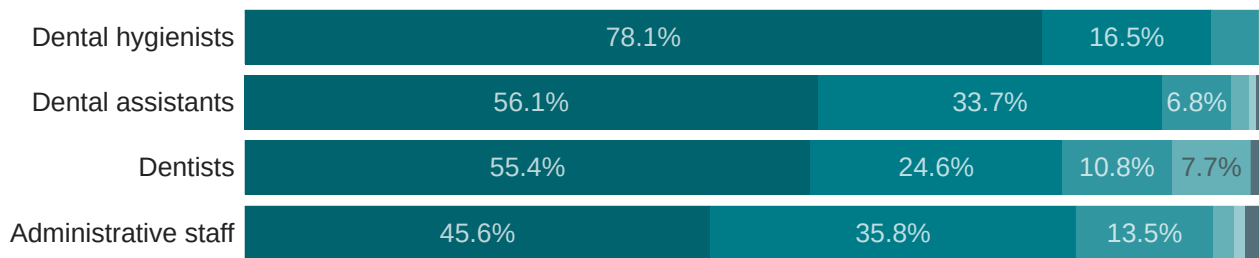
Solo dentists

Have you recently or are you currently recruiting any of the following positions in your dental practice?



● Yes ● No ● Not sure

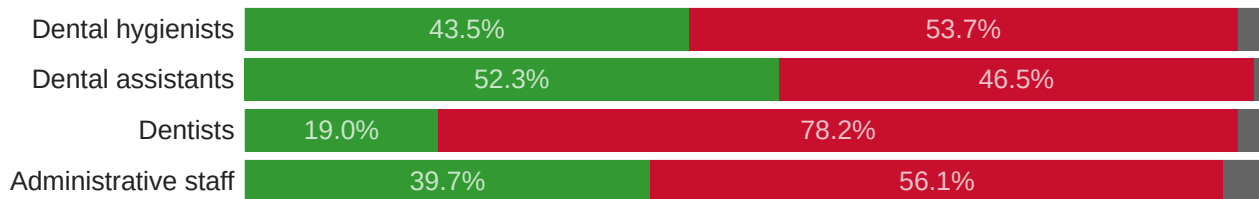
How challenging has it been to recruit the position(s) below?



● Extremely challenging ● Very challenging ● Moderately challenging ● Slightly challenging
 ● Not challenging at all ● Not sure/Not applicable

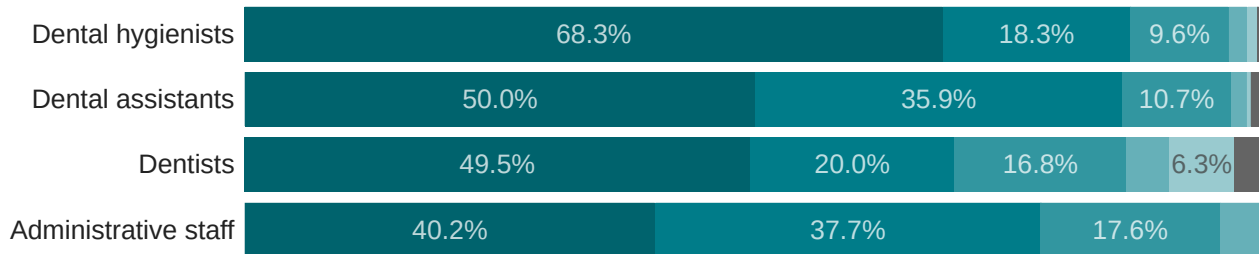
2 to 9 dentists

Have you recently or are you currently recruiting any of the following positions in your dental practice?



● Yes ● No ● Not sure

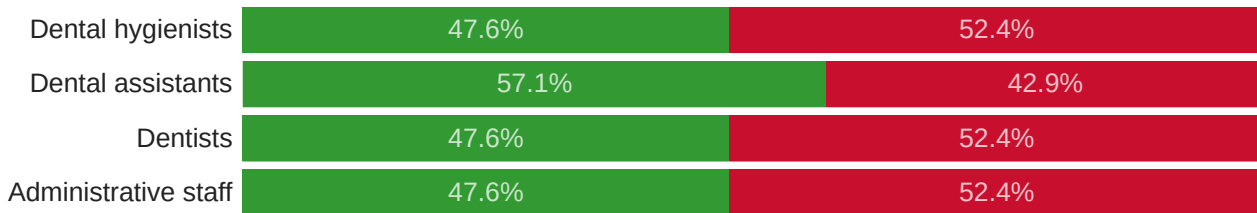
How challenging has it been to recruit the position(s) below?



● Extremely challenging ● Very challenging ● Moderately challenging ● Slightly challenging
 ● Not challenging at all ● Not sure/Not applicable

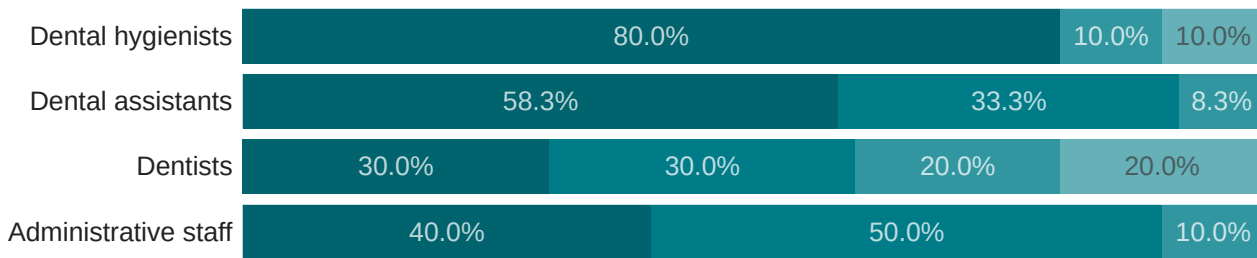
Large group (10+ dentists)

Have you recently or are you currently recruiting any of the following positions in your dental practice?



● Yes ● No ● Not sure

How challenging has it been to recruit the position(s) below?

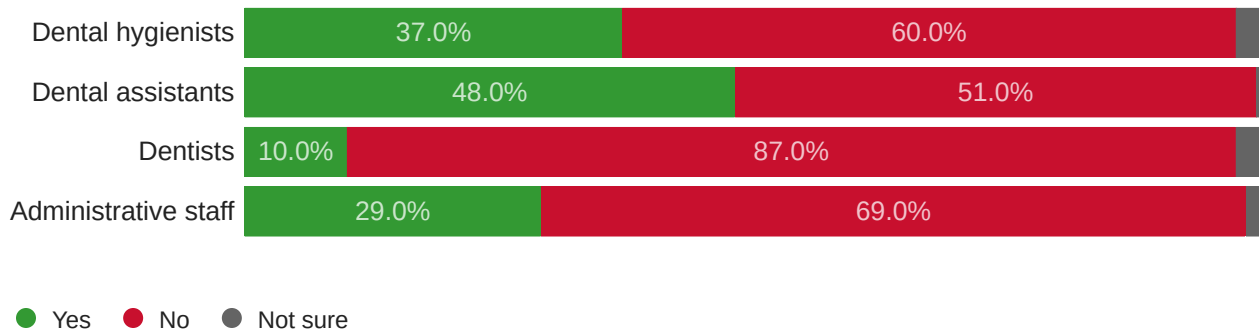


● Extremely challenging ● Very challenging ● Moderately challenging ● Slightly challenging
 ● Not challenging at all ● Not sure/Not applicable

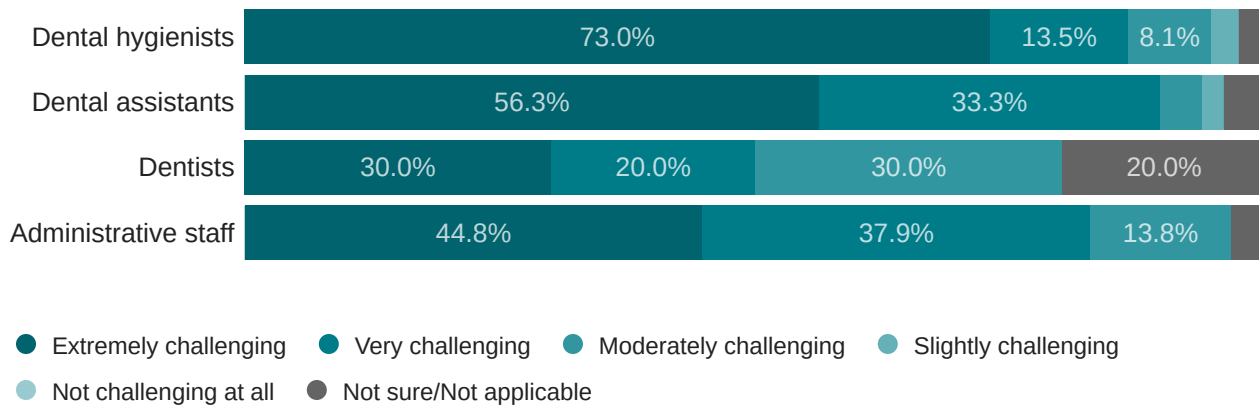
BY GEOGRAPHY

Top 20 Cities

Have you recently or are you currently recruiting any of the following positions in your dental practice?



How challenging has it been to recruit the position(s) below?



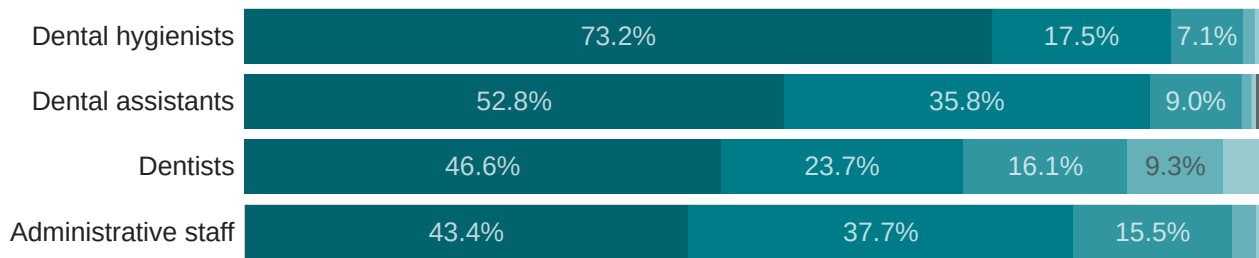
Other Urban

Have you recently or are you currently recruiting any of the following positions in your dental practice?



● Yes ● No ● Not sure

How challenging has it been to recruit the position(s) below?



● Extremely challenging ● Very challenging ● Moderately challenging ● Slightly challenging
 ● Not challenging at all ● Not sure/Not applicable

Suburban

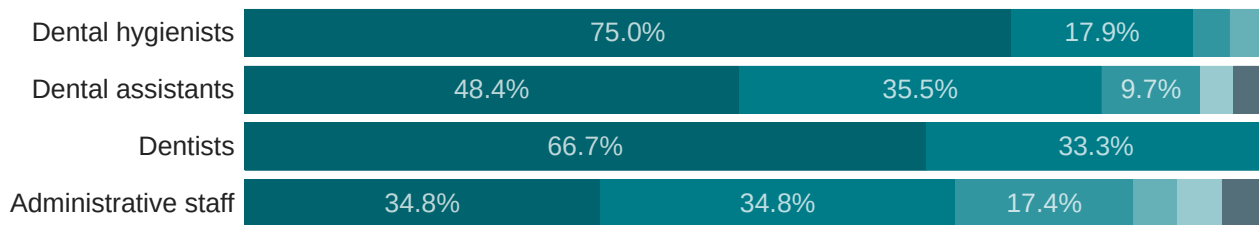
Have you recently or are you currently recruiting any of the following positions in your dental practice?



● Yes ● No ● Not sure

How challenging has it been to recruit the position(s) below?

890 Responses



● Extremely challenging ● Very challenging ● Moderately challenging ● Slightly challenging
 ● Not challenging at all ● Not sure/Not applicable

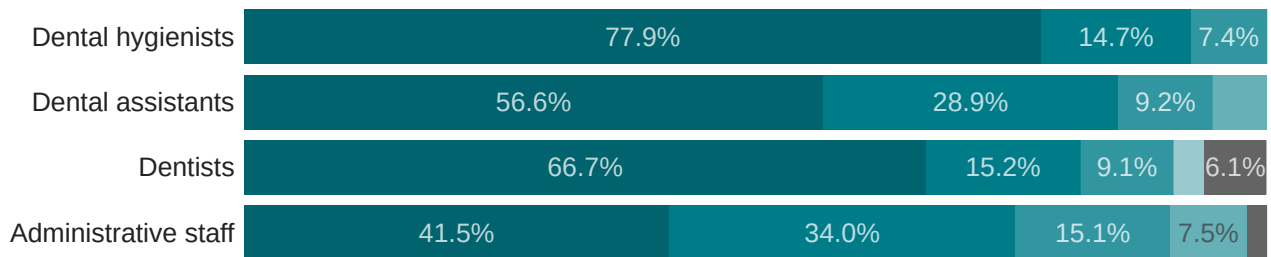
Rural

Have you recently or are you currently recruiting any of the following positions in your dental practice?



● Yes ● No ● Not sure

How challenging has it been to recruit the position(s) below?



● Extremely challenging ● Very challenging ● Moderately challenging ● Slightly challenging
 ● Not challenging at all ● Not sure/Not applicable

BY SEX

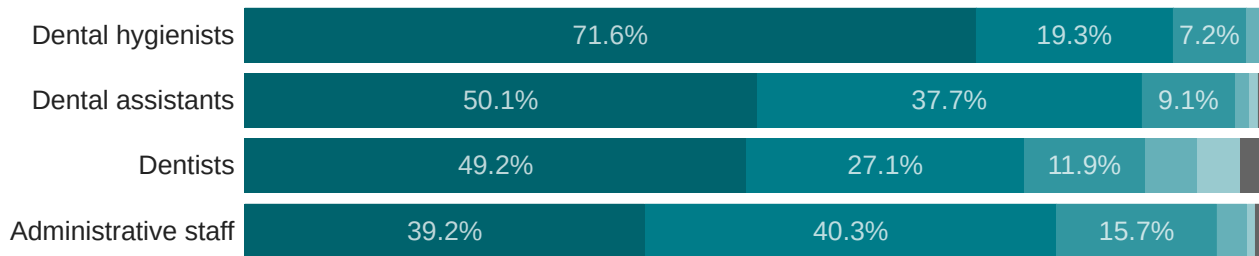
Male

Have you recently or are you currently recruiting any of the following positions in your dental practice?



● Yes ● No ● Not sure

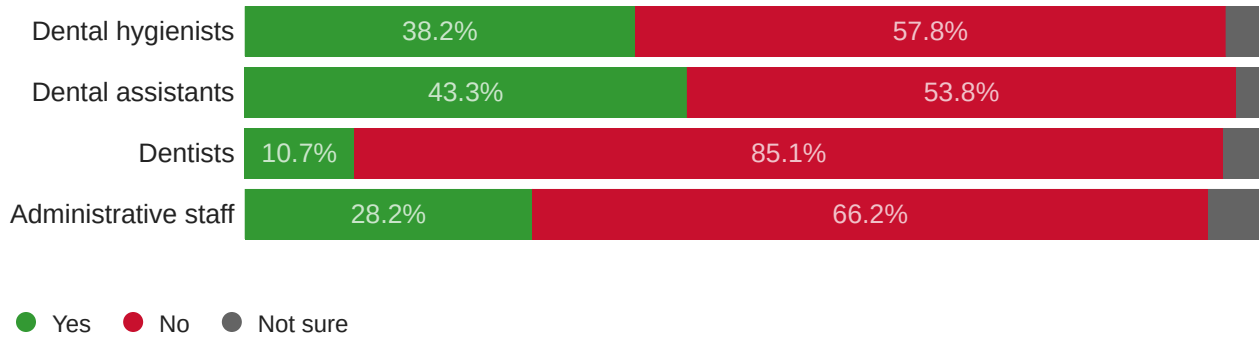
How challenging has it been to recruit the position(s) below?



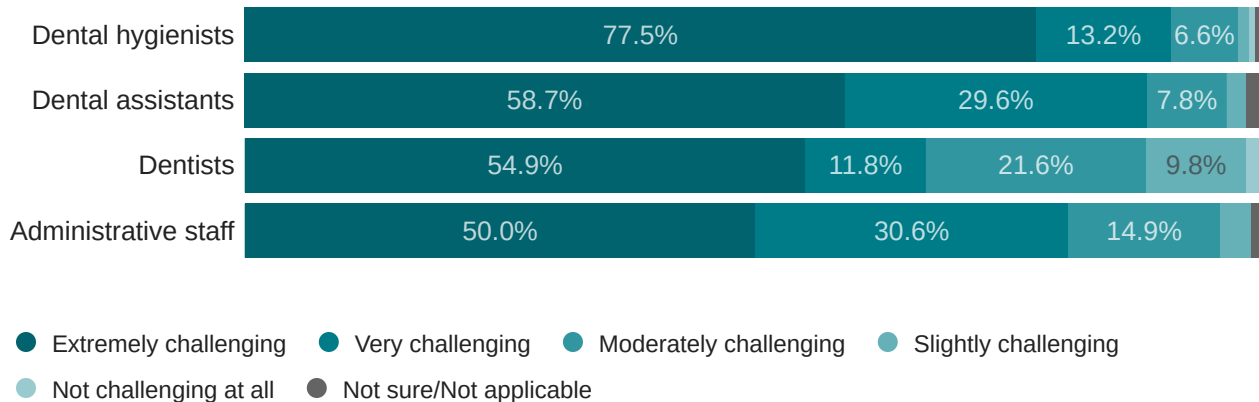
● Extremely challenging ● Very challenging ● Moderately challenging ● Slightly challenging
● Not challenging at all ● Not sure/Not applicable

Female

Have you recently or are you currently recruiting any of the following positions in your dental practice?



How challenging has it been to recruit the position(s) below?



Questions of the Week

Practice Capacity and Patient Volume

The following charts are based on responses to these 3 questions about the practice's capacity and patient volume, broken out by ownership status, DSO affiliation, practice size, geography, gender, age, and race/ethnicity.

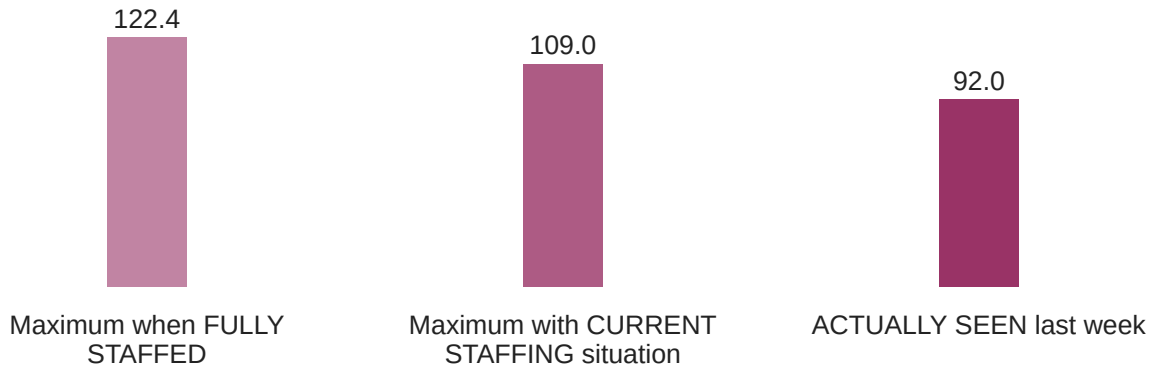
- 1) When your practice is FULLY STAFFED, what is the maximum number of patients it could see in a typical week?
- 2) Considering your practice's CURRENT STAFFING situation, what is the maximum number of patients it could see in a typical week?
- 3) How many patients did your practice ACTUALLY SEE last week?

BY OWNERSHIP STATUS

Owner dentists

Average number of patients:

981 Responses



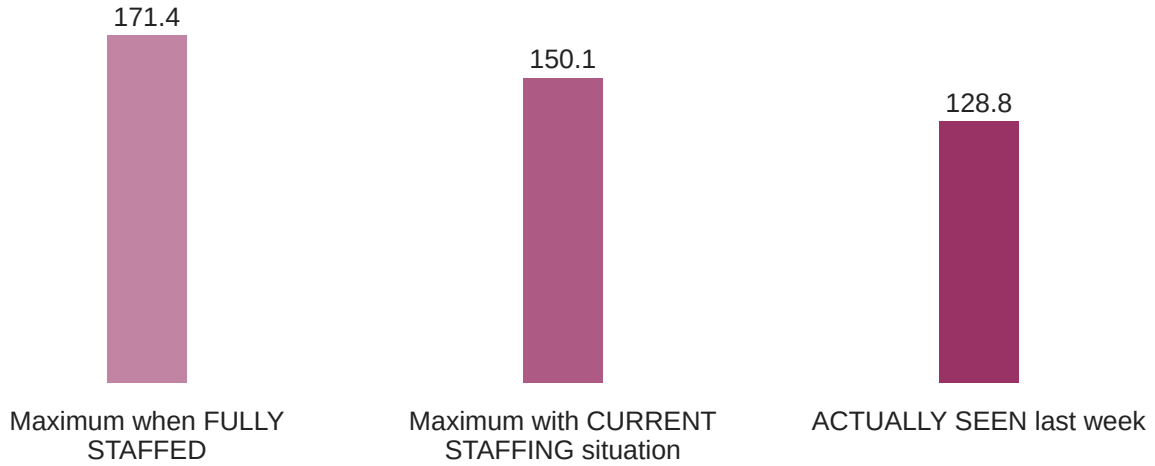
Average percentages for:



Non-owner dentists

Average number of patients:

54 Responses



Average percentages for:

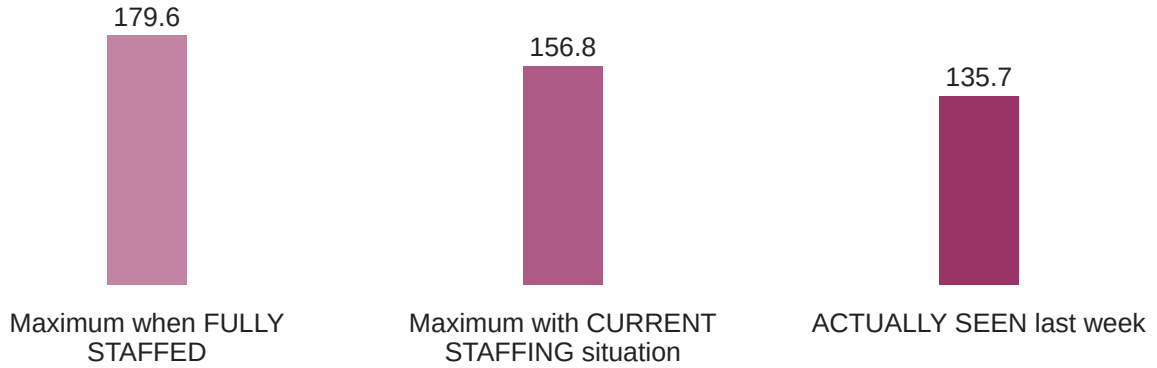


BY DSO AFFILIATION

DSO

Average number of patients:

36 Responses



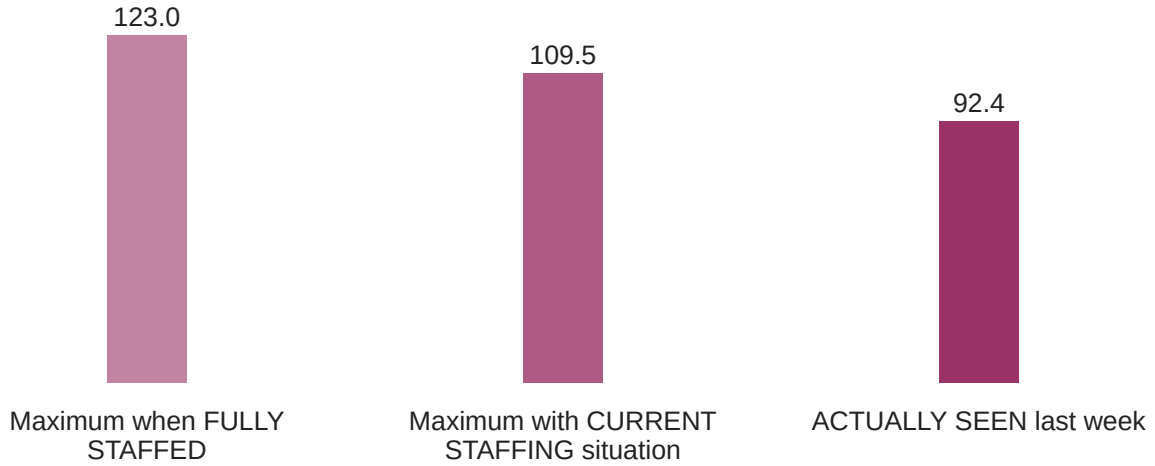
Average percentages for:



Non-DSO

Average number of patients:

999 Responses



Average percentages for:



BY PRACTICE SIZE

Solo dentists

Average number of patients:

674 Responses



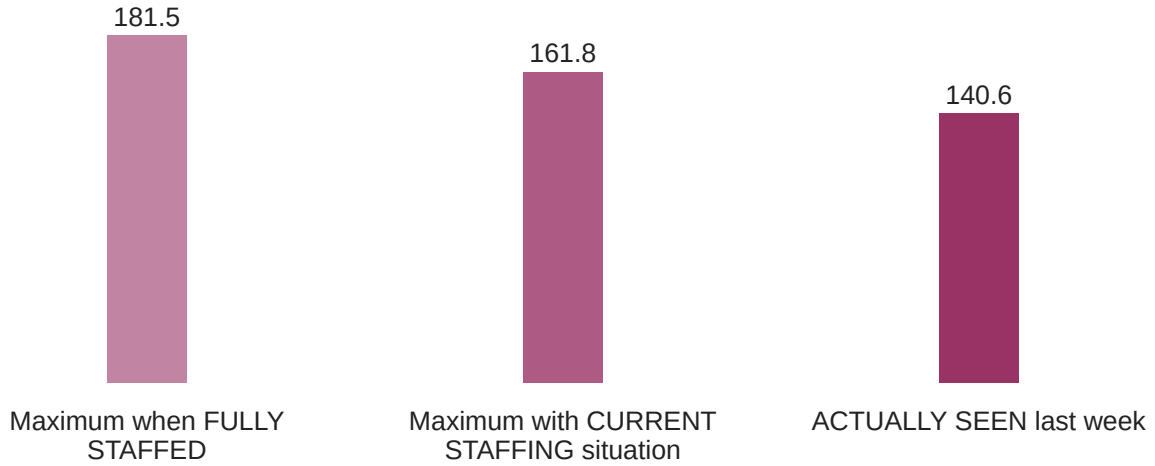
Average percentages for:



2 to 9 dentists

Average number of patients:

348 Responses



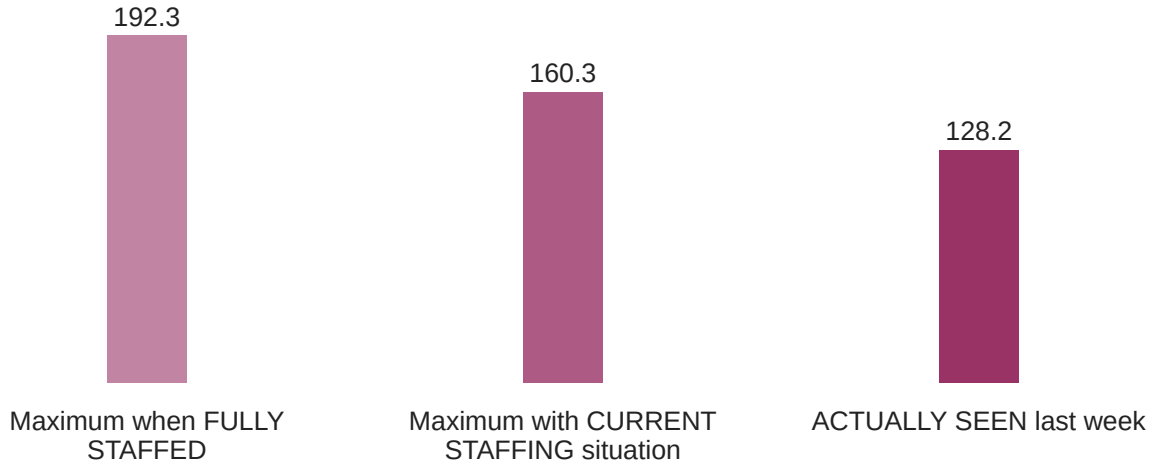
Average percentages for:



Large group (10+ dentists)

Average number of patients:

13 Responses



Average percentages for:

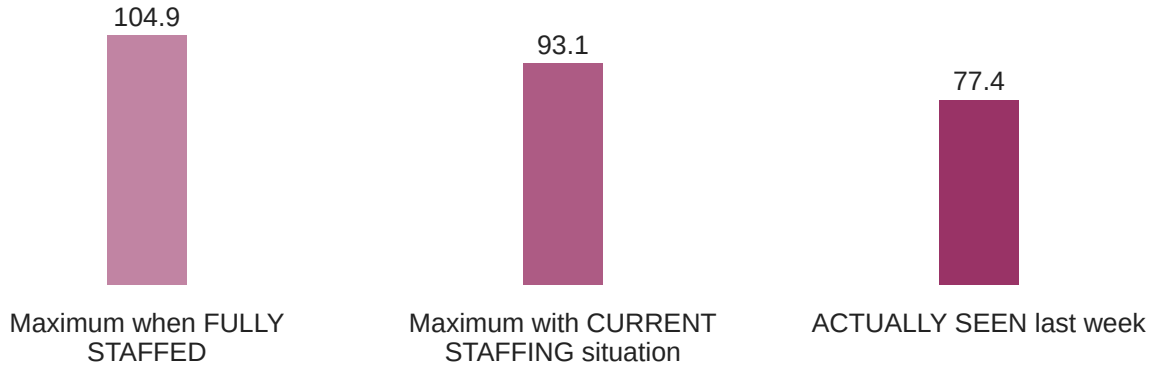


BY GEOGRAPHY

Top 20 Cities

Average number of patients:

76 Responses



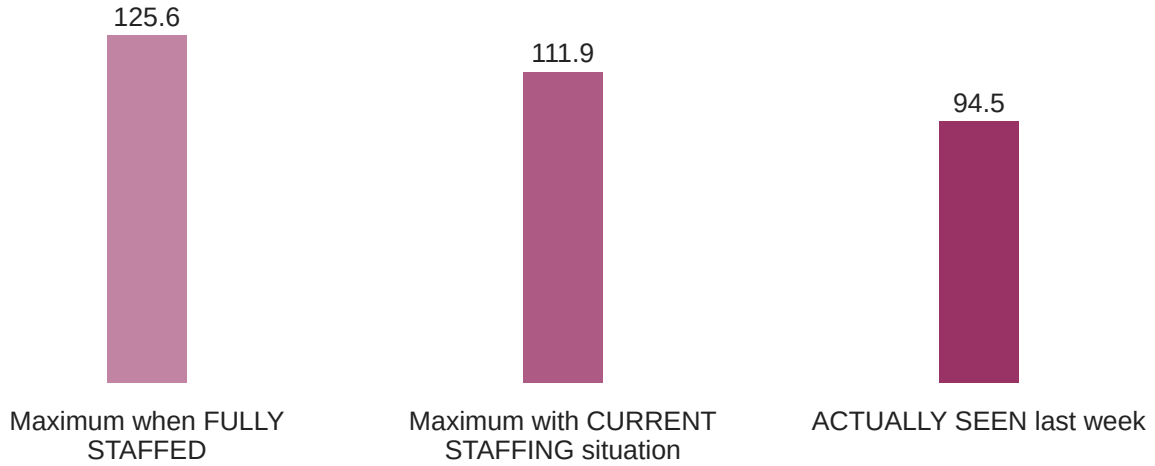
Average percentages for:



Other Urban

Average number of patients:

749 Responses



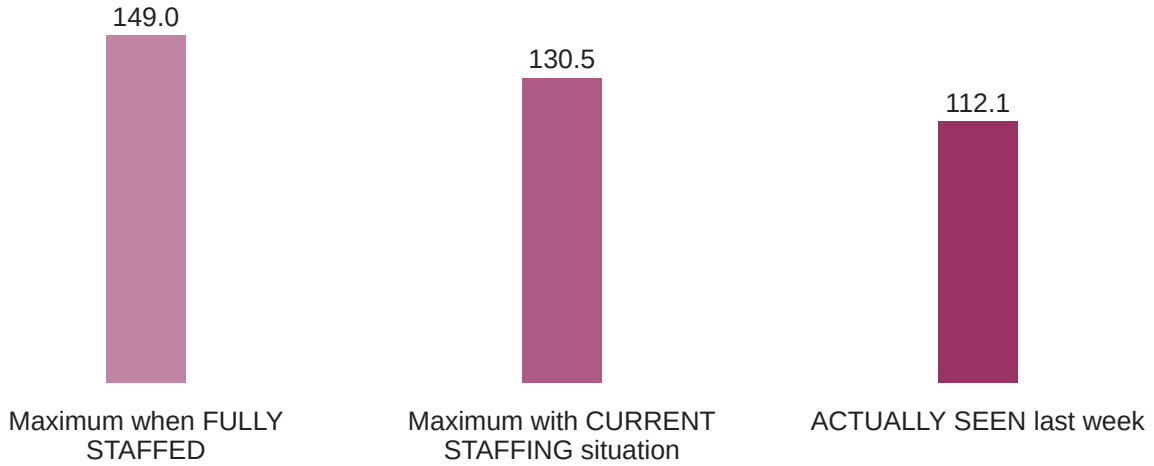
Average percentages for:



Suburban

Average number of patients:

53 Responses



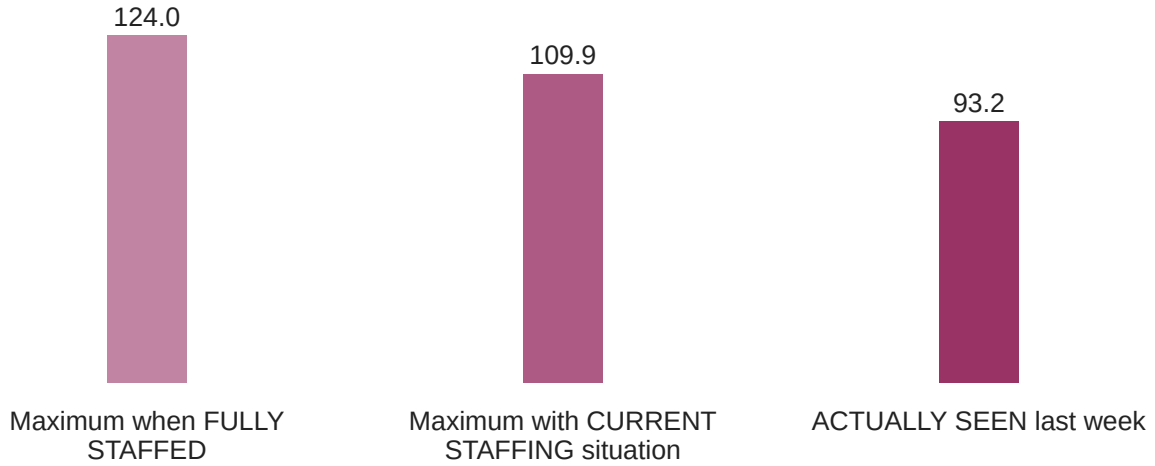
Average percentages for:



Rural

Average number of patients:

156 Responses



Average percentages for:



BY GENDER

Male

Average number of patients:

684 Responses



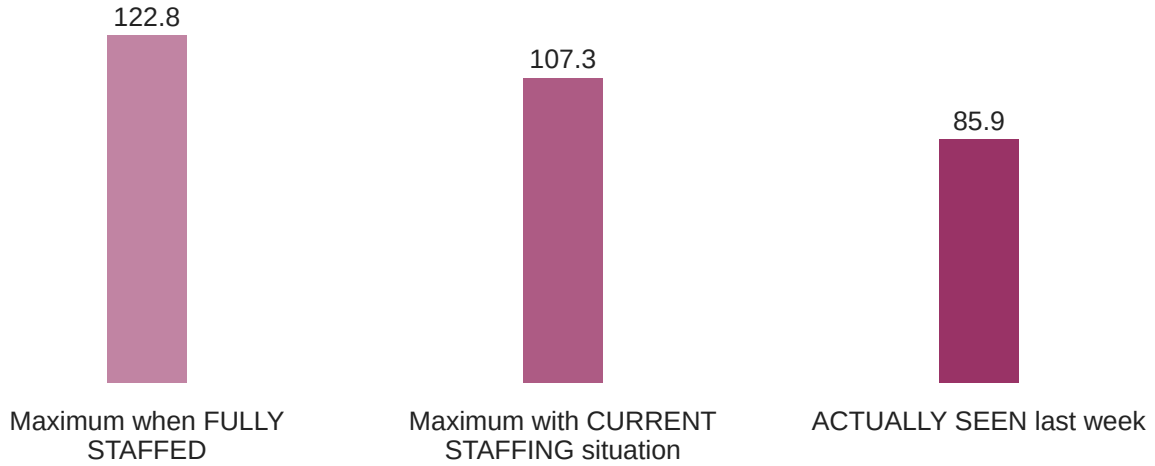
Average percentages for:



Female

Average number of patients:

351 Responses



Average percentages for:



BY AGE

Under 35

Average number of patients:

32 Responses



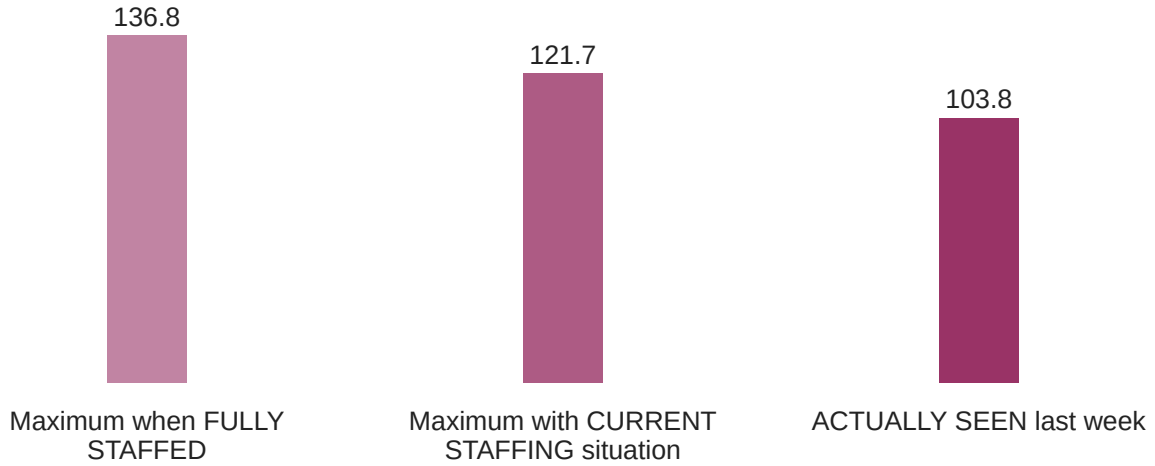
Average percentages for:



35 to 44

Average number of patients:

160 Responses



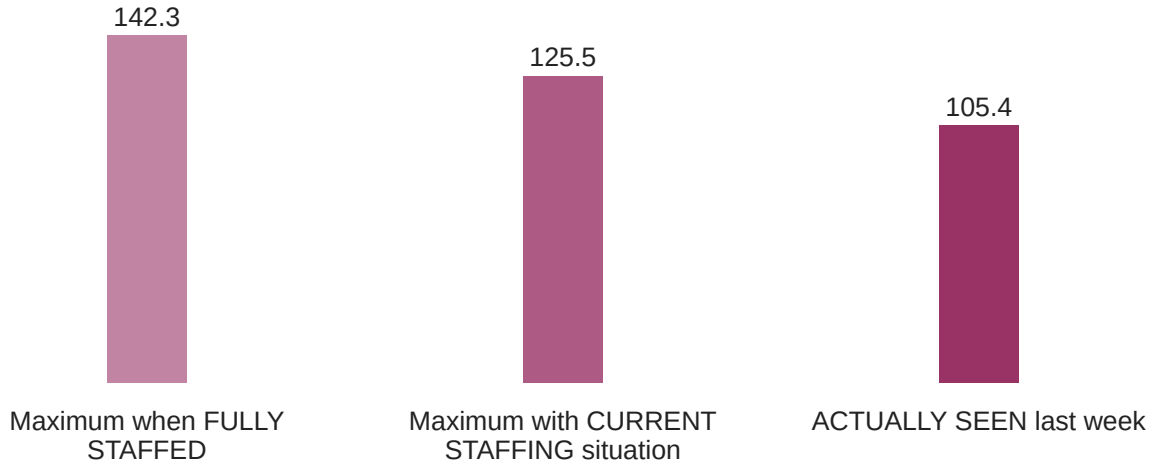
Average percentages for:



45 to 54

Average number of patients:

250 Responses



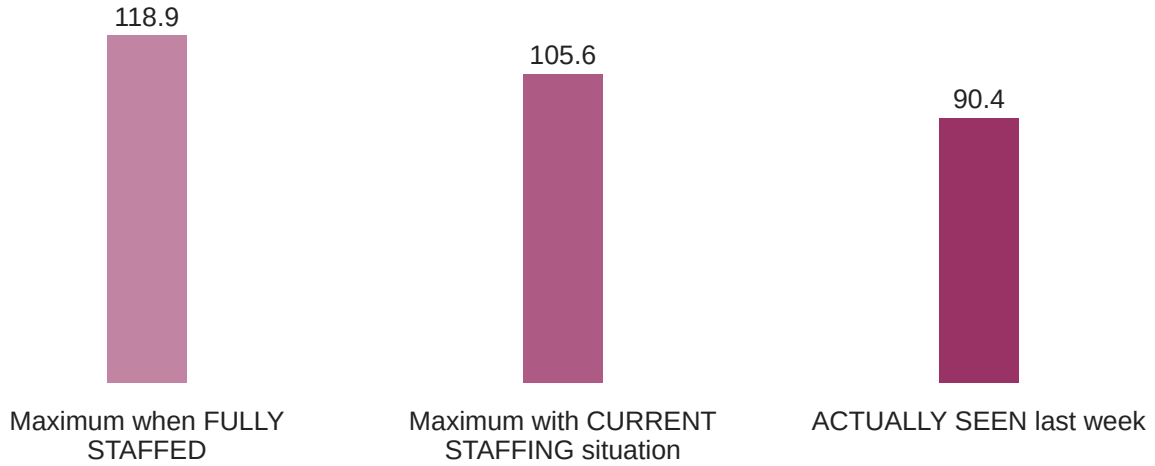
Average percentages for:



55 to 64

Average number of patients:

363 Responses



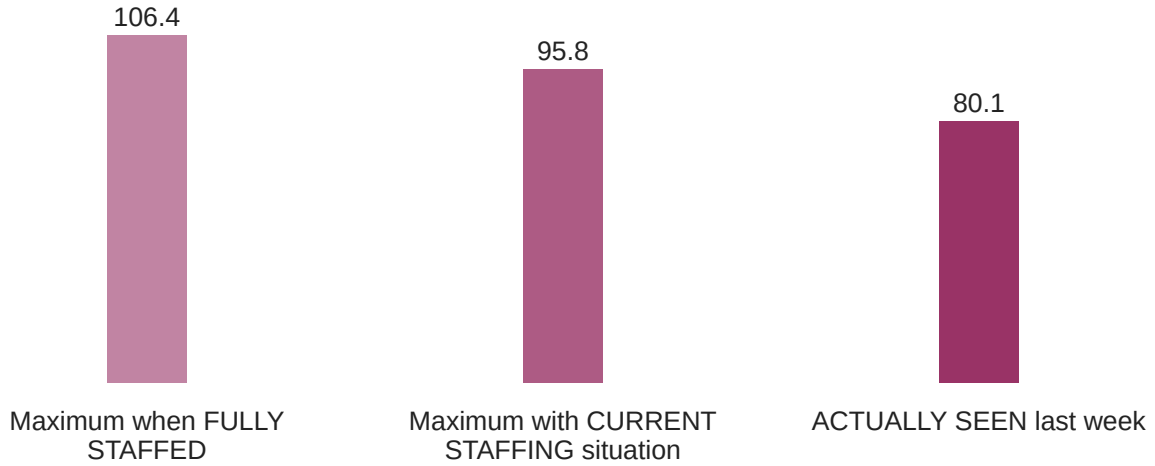
Average percentages for:



65 and older

Average number of patients:

229 Responses



Average percentages for:



BY RACE/ETHNICITY

White

Average number of patients:

787 Responses



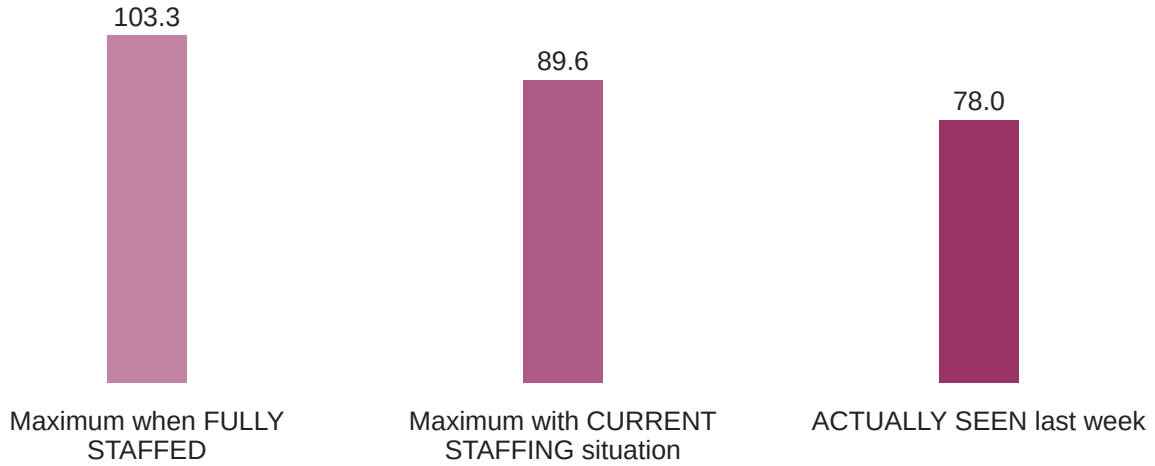
Average percentages for:



Asian

Average number of patients:

93 Responses



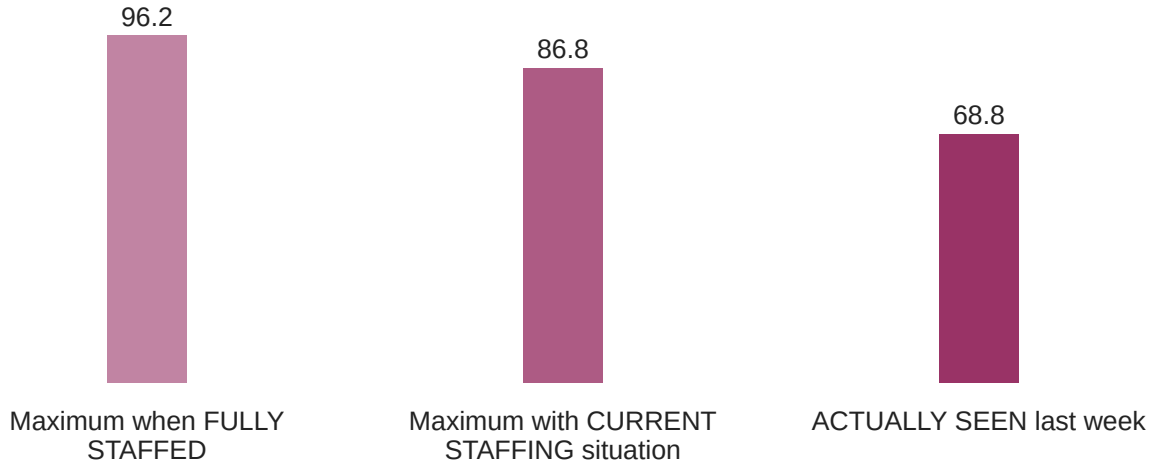
Average percentages for:



Hispanic

Average number of patients:

58 Responses



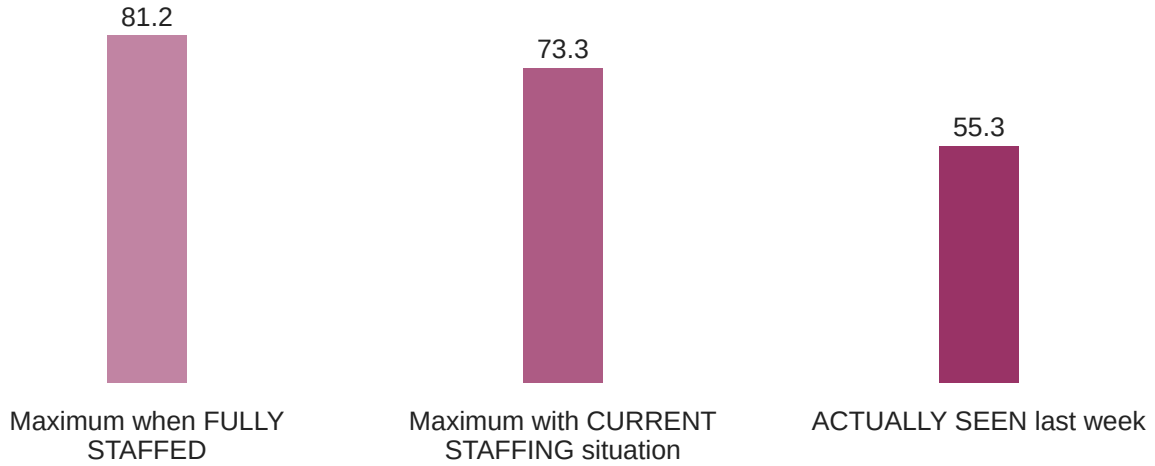
Average percentages for:



Black

Average number of patients:

11 Responses



Average percentages for:



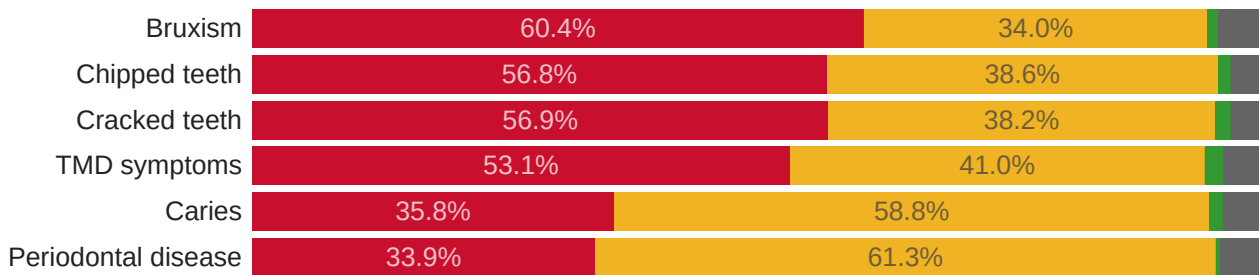
Prevalence of Dental Conditions

BY OWNERSHIP STATUS

Compared to this time last year, how has the prevalence of the following conditions changed among patients in your dental practice?

Owners

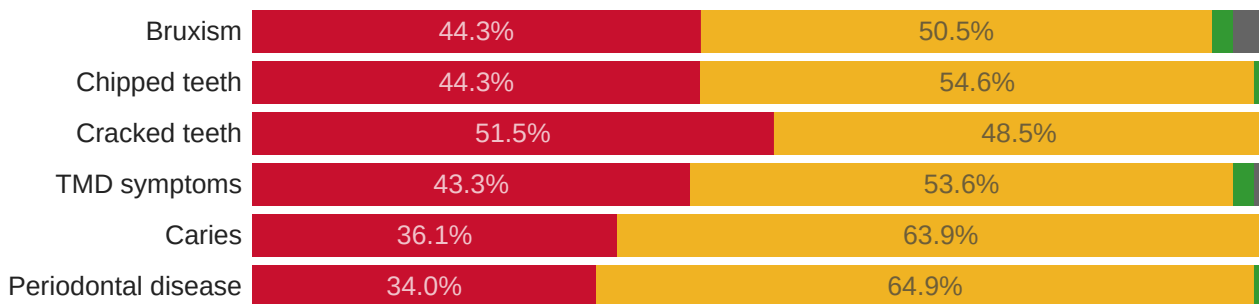
1289 Responses



● Increased ● Stayed about the same ● Decreased ● Not sure

Non-owners

97 Responses

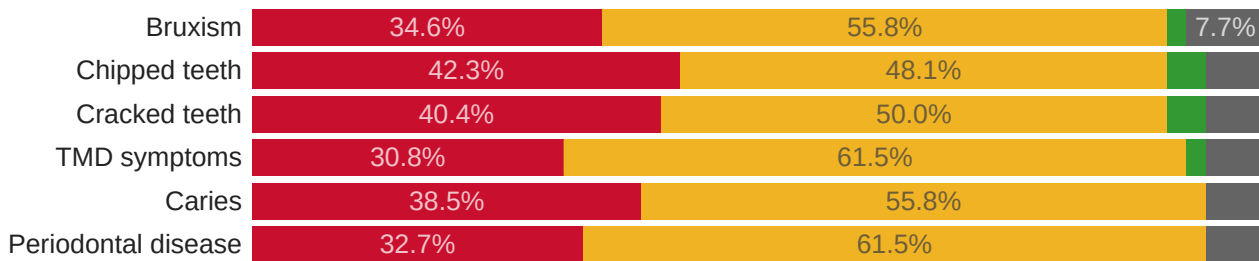


BY DSO AFFILIATION

Compared to this time last year, how has the prevalence of the following conditions changed among patients in your dental practice? (continued)

DSO

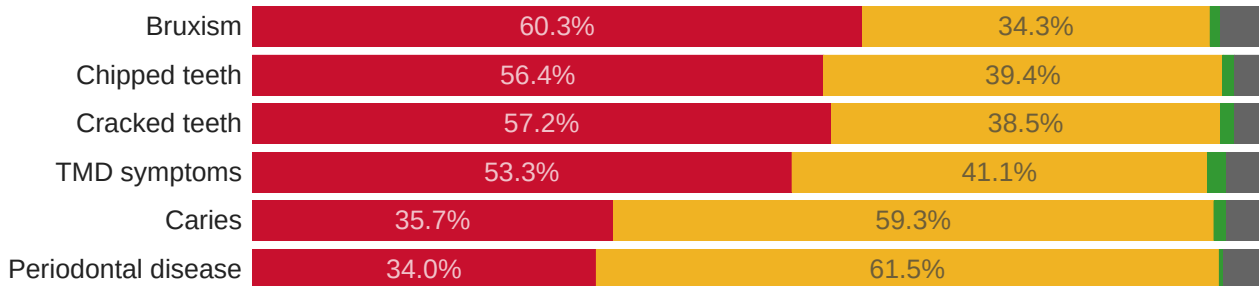
52 Responses



● Increased ● Stayed about the same ● Decreased ● Not sure

Non-DSO

1334 Responses

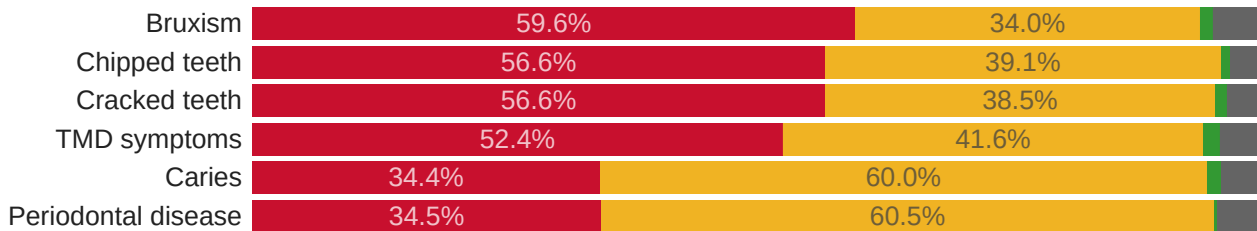


BY PRACTICE SIZE

Compared to this time last year, how has the prevalence of the following conditions changed among patients in your dental practice? (continued)

Solo dentists

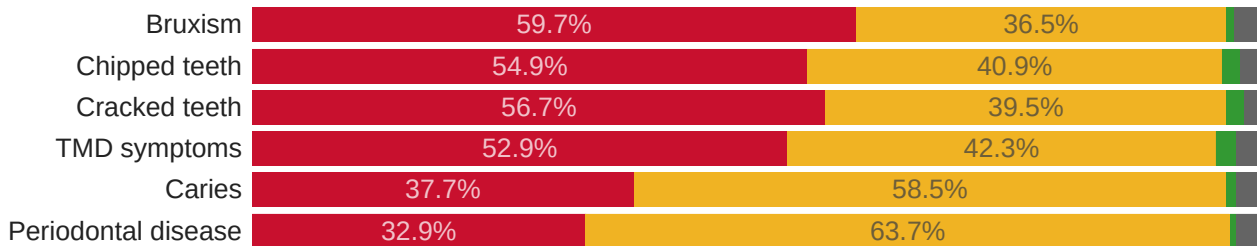
864 Responses



● Increased ● Stayed about the same ● Decreased ● Not sure

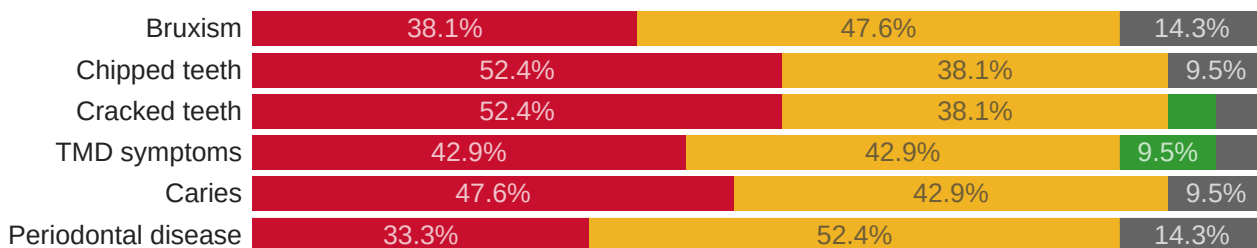
2 to 9 dentists

501 Responses



Large group (10+ dentists)

21 Responses

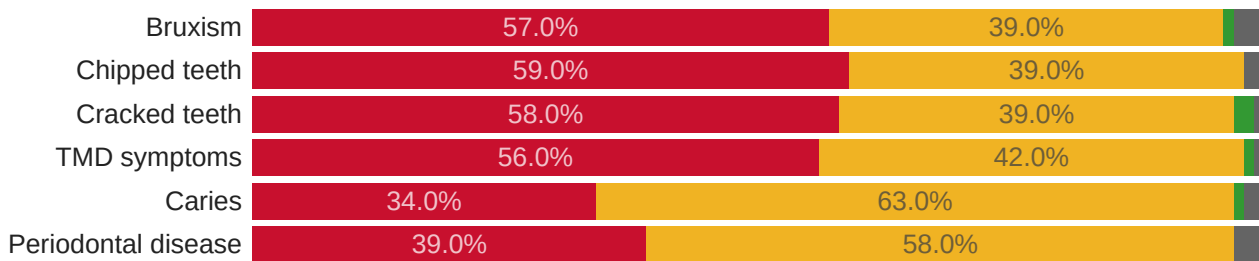


BY GEOGRAPHY

Compared to this time last year, how has the prevalence of the following conditions changed among patients in your dental practice? (continued)

Top 20 cities

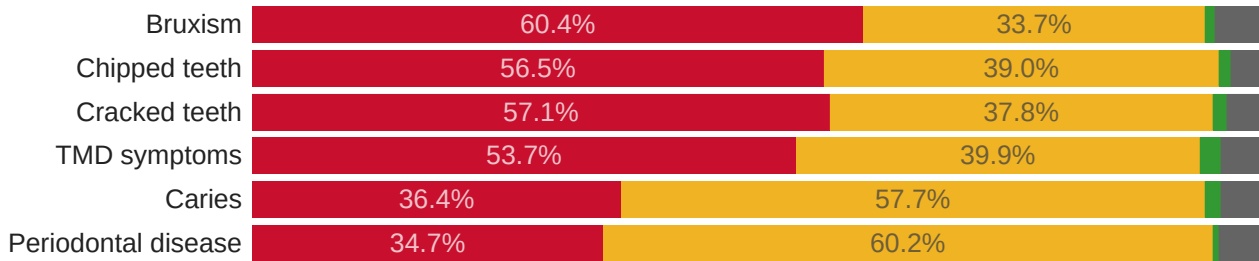
100 Responses



● Increased ● Stayed about the same ● Decreased ● Not sure

Other urban

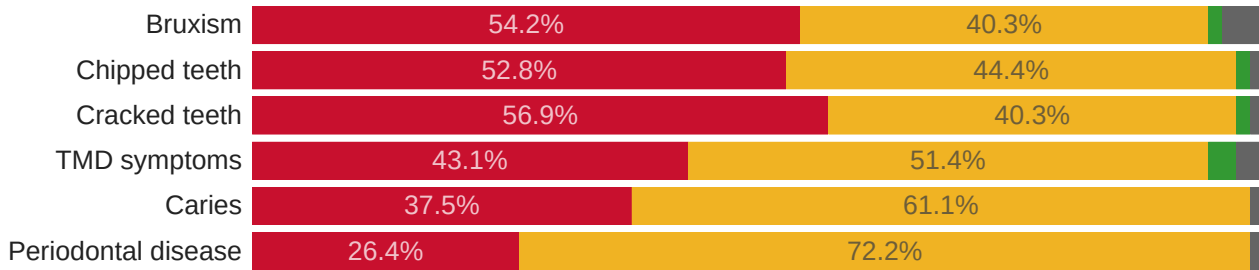
1018 Responses



Compared to this time last year, how has the prevalence of the following conditions changed among patients in your dental practice? (continued)

Suburban

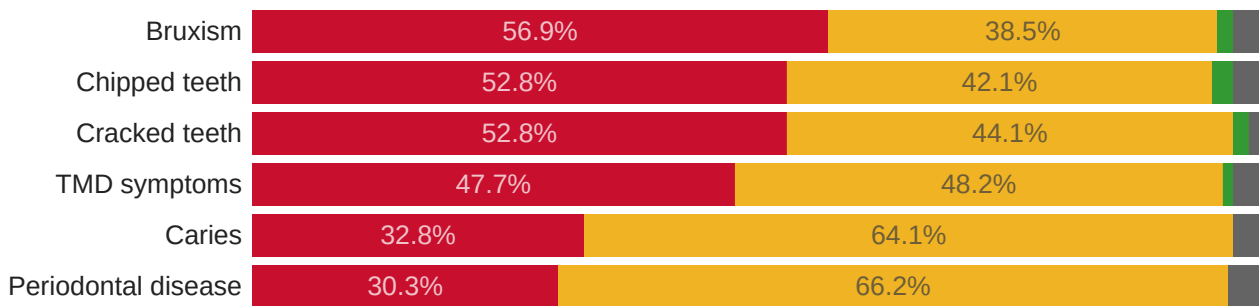
72 Responses



● Increased ● Stayed about the same ● Decreased ● Not sure

Rural

195 Responses

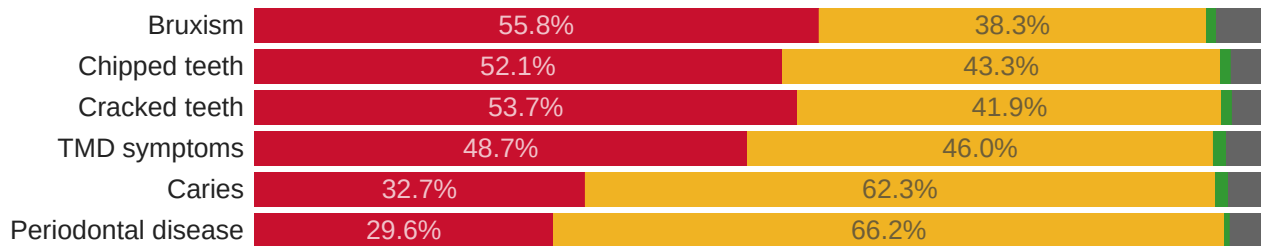


BY GENDER

Compared to this time last year, how has the prevalence of the following conditions changed among patients in your dental practice? (continued)

Male

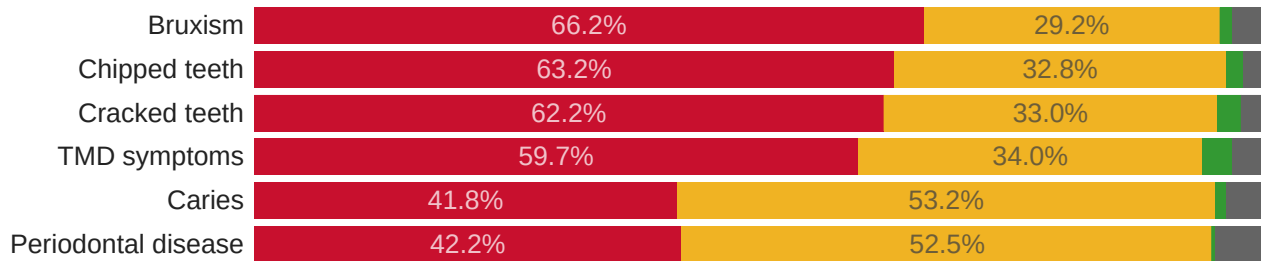
909 Responses



● Increased ● Stayed about the same ● Decreased ● Not sure

Female

476 Responses

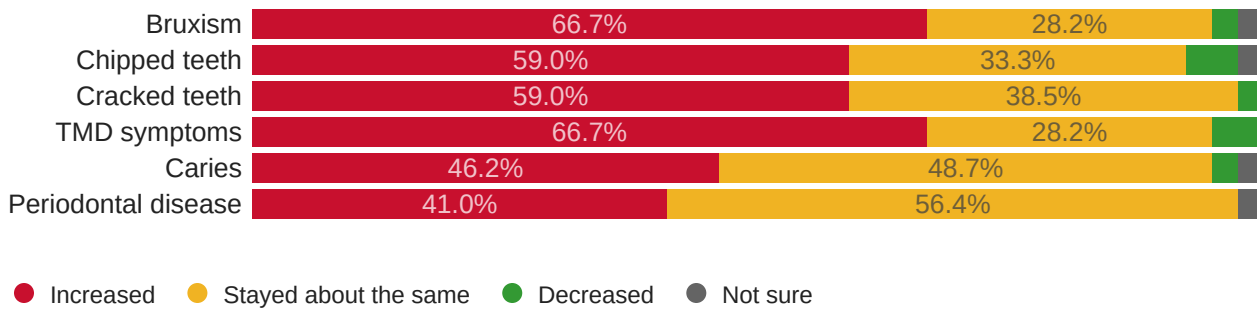


BY AGE

Compared to this time last year, how has the prevalence of the following conditions changed among patients in your dental practice? (continued)

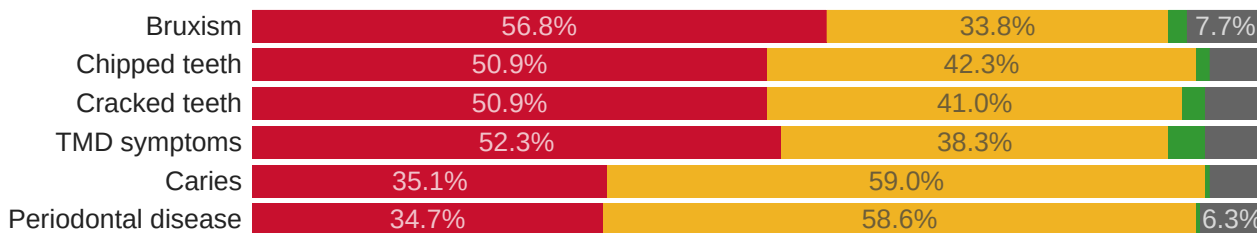
Under 35

39 Responses



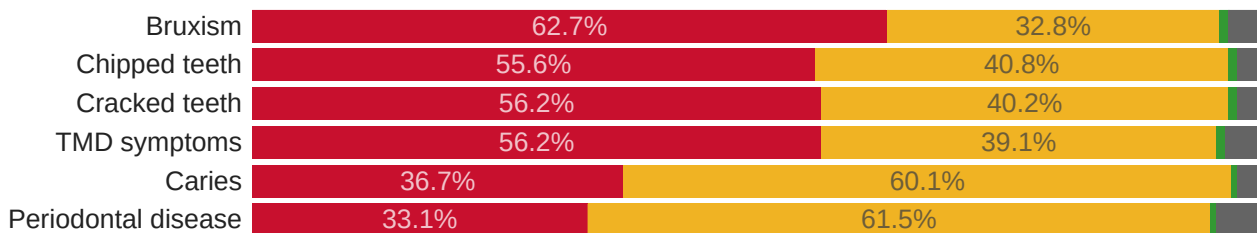
35 to 44

222 Responses



45 to 54

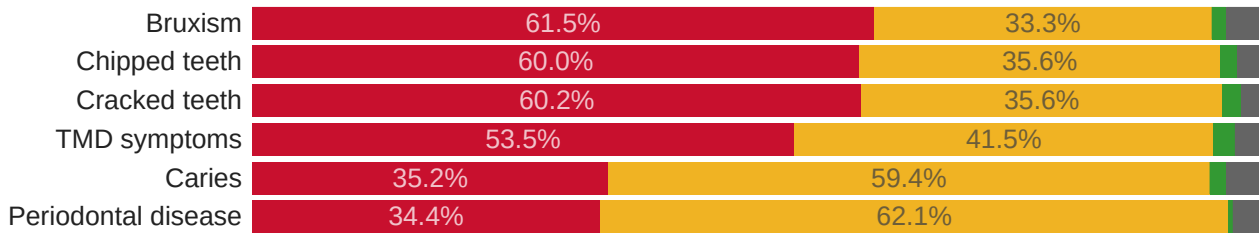
338 Responses



Compared to this time last year, how has the prevalence of the following conditions changed among patients in your dental practice? (continued)

55 to 64

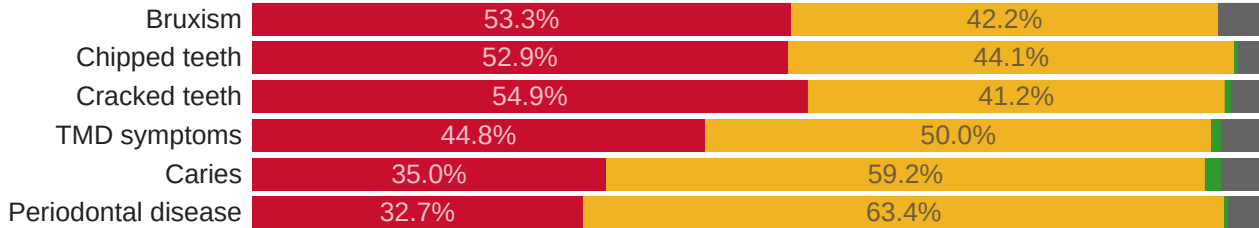
480 Responses



● Increased ● Stayed about the same ● Decreased ● Not sure

65 and older

306 Responses

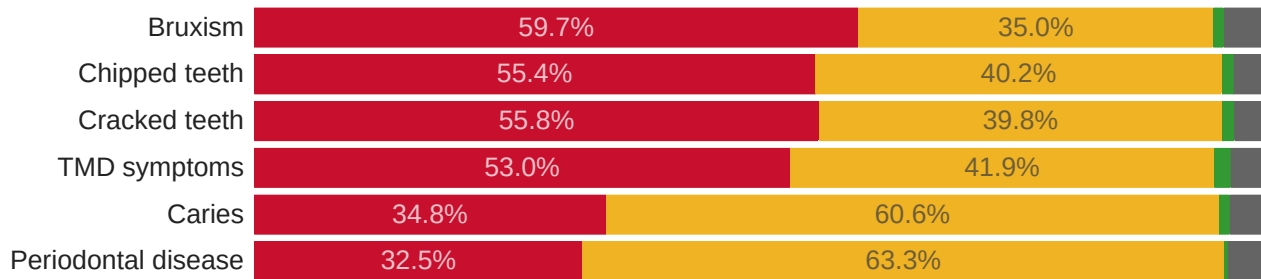


BY RACE/ETHNICITY

Compared to this time last year, how has the prevalence of the following conditions changed among patients in your dental practice? (continued)

White

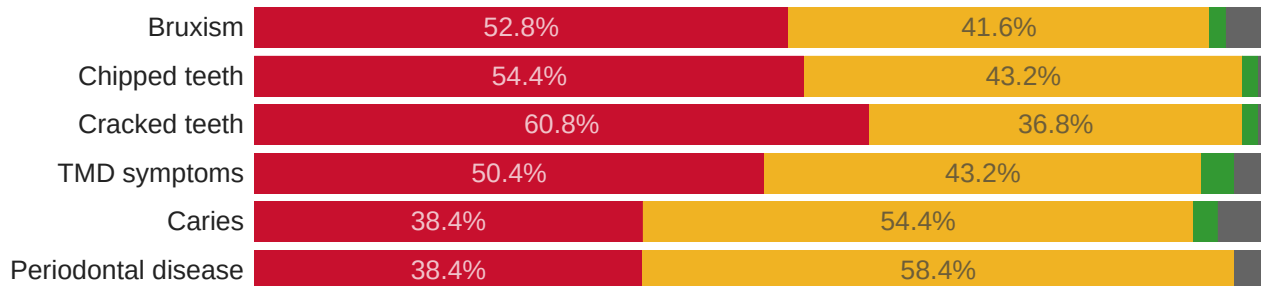
1050 Responses



● Increased ● Stayed about the same ● Decreased ● Not sure

Asian

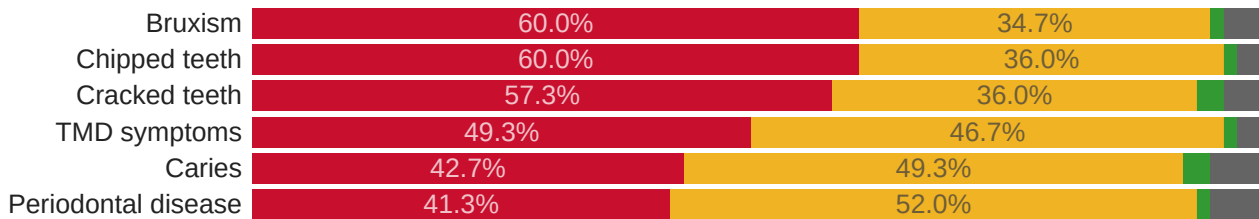
125 Responses



Compared to this time last year, how has the prevalence of the following conditions changed among patients in your dental practice? (continued)

Hispanic

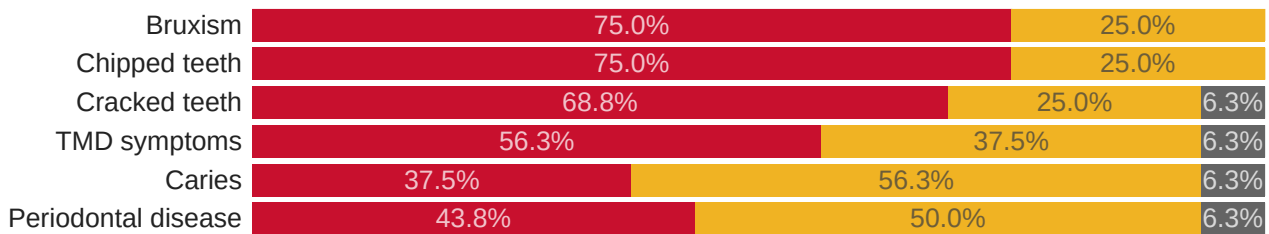
75 Responses



● Increased ● Stayed about the same ● Decreased ● Not sure

Black

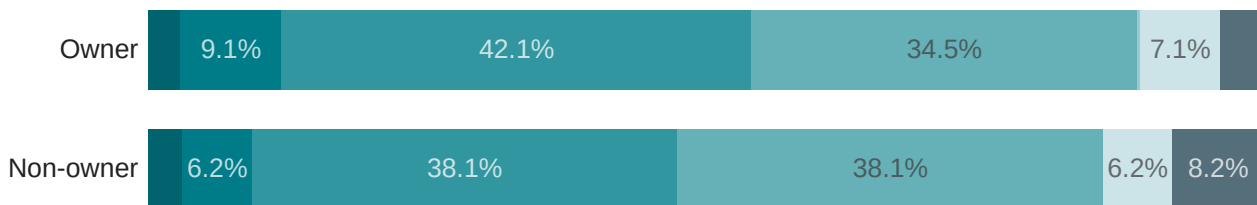
16 Responses



Delivery of Night Guards

How many night guards is your practice delivering to patients now, compared to before the COVID-19 pandemic?

BY OWNERSHIP STATUS

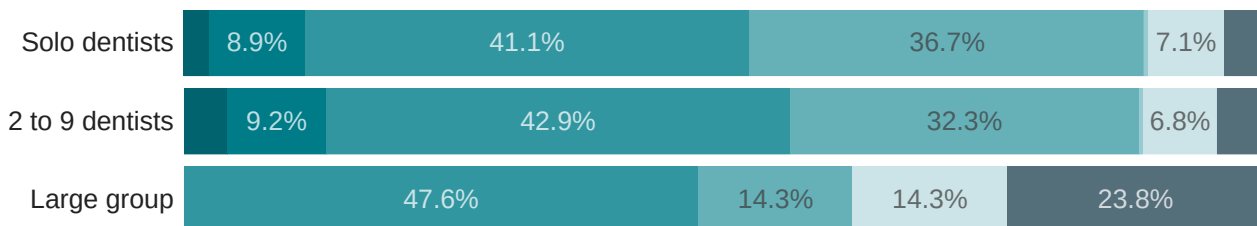


- More than twice as many
- Up to twice as many
- Up to 50% more
- Same as before or less
- My practice did not fabricate night guards
- My practice did not fabricate night guards
- Not sure

BY DSO AFFILIATION

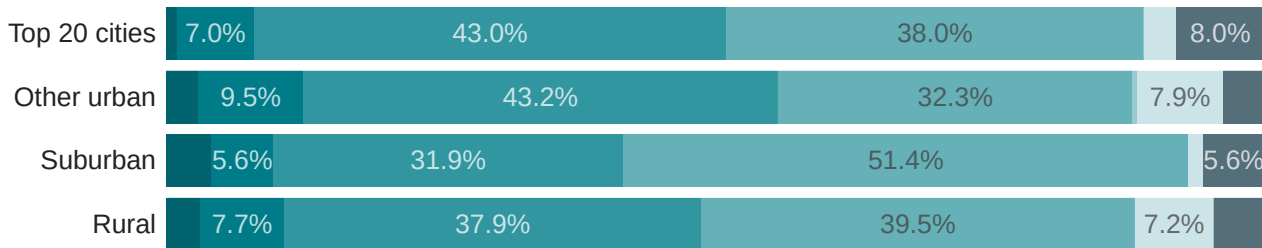


BY PRACTICE SIZE



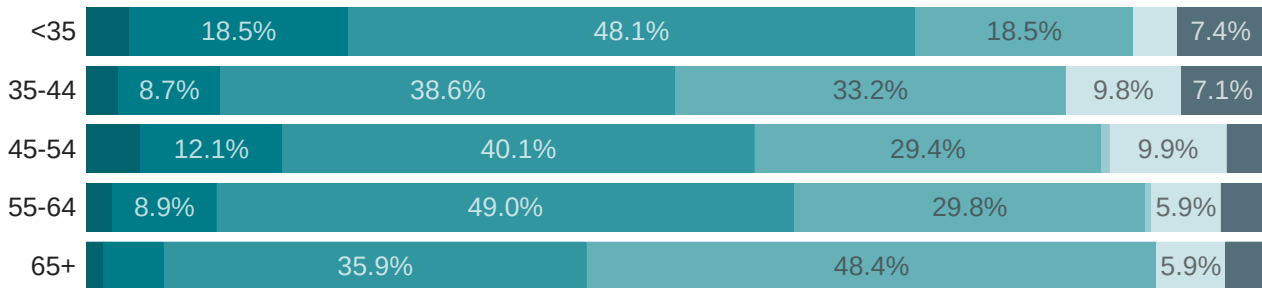
How many night guards is your practice delivering to patients now, compared to before the COVID-19 pandemic?

BY GEOGRAPHY

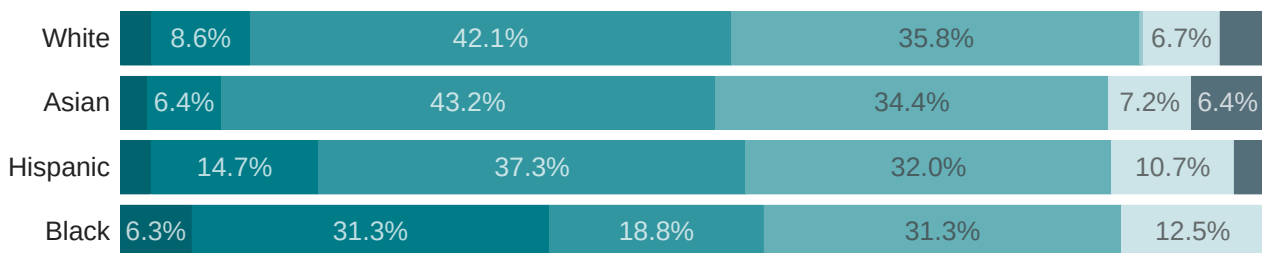


● More than twice as many
 ● Up to twice as many
 ● Up to 50% more
 ● Same as before or less
● My practice did not fabricate night guards
 ● My practice did not fabricate night guards
 ● Not sure

BY AGE



BY RACE / ETHNICITY



Number of Responses by Wave

Field	Responses
2022JAN	1,883
2022FEB	1,386

Number of Responses by Group - Week of February 14

Ownership Status	Choice Count
Owner	1,289
Non-owner	97

DSO Affiliation	Choice Count
DSO	52
Non-DSO	1,334

Practice Size	Choice Count
Solo dentists	864
2 to 9 dentists	501
Large group (10+ dentists)	21

Geography	Choice Count
Top 20 cities	100
Other urban	1,018
Suburban	72
Rural	195

Number of Responses - Week of January 17

Sex	Choice Count
Male	909
Female	476

Age	Choice Count
<35	27
35-44	184
45-54	282
55-64	406
65+	273

Race/Ethnicity	Choice Count
White or Caucasian	1,050
Asian	125
Latino or Hispanic	75
Black or African-American	16
Native Hawaiian or Pacific Islander	4
American Indian / Alaska Native	4
Other	22
Prefer to describe:	5
Unknown	85