

## About this Study

To better understand the economic and operational conditions in dental practices and public health clinics over time, and to measure the impact of the COVID-19 pandemic and other emerging issues in dentistry, the ADA Health Policy Institute launched a tracking poll in January 2022. For this initial wave over the week of January 17, 2022, we invited nearly 80,000 dentists from across the U.S. to join a panel in which they will complete a survey once a month; over 3,000 have opted to participate.

This report features results from the latest wave of this study broken out by the following practice areas/specialties:

- General practice (GP)
- Pediatric dentistry (PED)

Additionally, results are reported for dentists that practice in public health settings (DiPHS), regardless of specialty. (Please note that this group should not be confused with dental public health specialists.) **Please note that we only include graphics representing at least 30 responses.** Because of this, we were not able to include results for the following specialties in this report: oral and maxillofacial surgery, endodontics, orthodontics and dentofacial orthopedics, periodontics, prosthodontics. The number of respondents in each practice area/specialty can be found at the end of this report.

This report was published in July 2023 by the American Dental Association's Health Policy Institute.

211 E. Chicago Avenue  
Chicago, Illinois 60611  
312.440.2928  
[hpi@ada.org](mailto:hpi@ada.org)

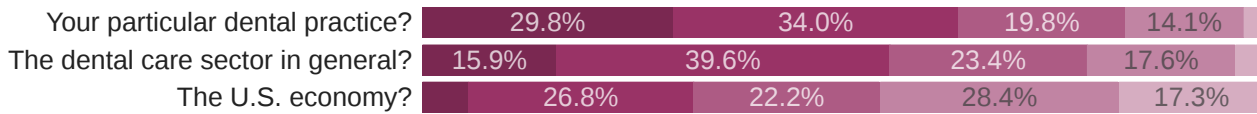
For more information on other publications, products, and services, please visit our website, [ADA.org/HPI](https://ADA.org/HPI).

## Economic Confidence

Looking ahead to the next six months, how confident are you in the recovery of:

### General Practice

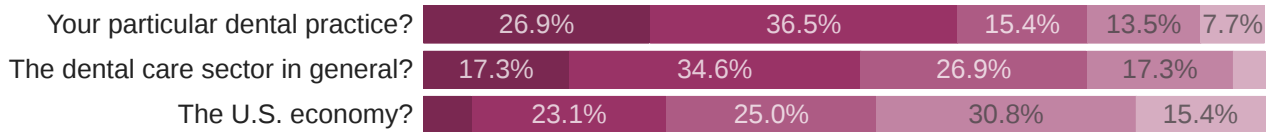
811 Responses



- Very confident
- Somewhat confident
- Neither confident nor skeptical
- Somewhat skeptical
- Very skeptical

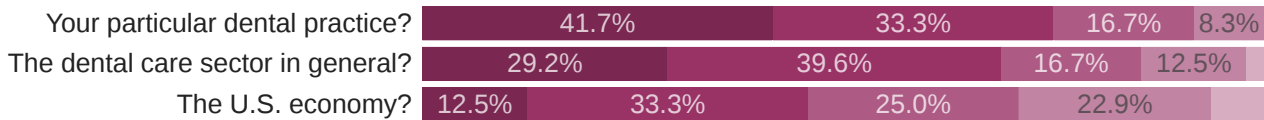
### Pediatric Dentistry

52 Responses



### Dentists in Public Health Settings

48 Responses



## Appointment Schedule

How full was your dental practice's appointment schedule last week?

Mean % of schedule filled

Dentists in Private Practice



Dentists in Public Health Settings

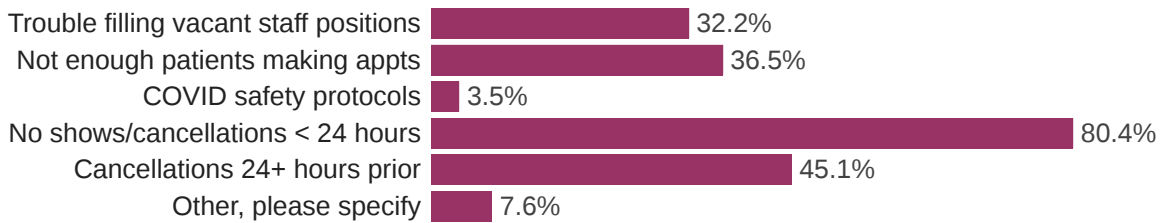


## Factors Preventing a Full Schedule

Which of the following factors prevented your dental practice’s appointment schedule from reaching 100% last week? (Select all that apply.)

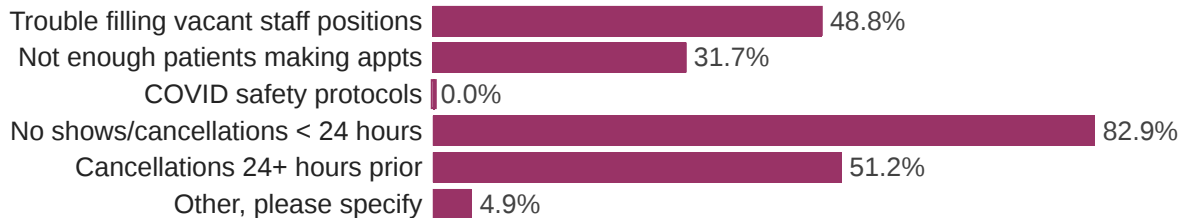
### General Practice

658 Responses



### Pediatric Dentistry

41 Responses



## Patient Wait Times

[Owners only] Currently, how many business days does the average *patient of record* have to wait for an appointment (excluding emergencies)?

### Mean number of days

#### Dentists in Private Practice



#### Dentists in Public Health Settings



[Owners only] Currently, how many business days does the average *new patient* have to wait for an initial appointment (excluding emergencies)?

Mean number of days

Dentists in Private Practice



Dentists in Public Health Settings



## Staff Recruitment

### General Practice

**Have you recently or are you currently recruiting any of the following positions in your dental practice?**

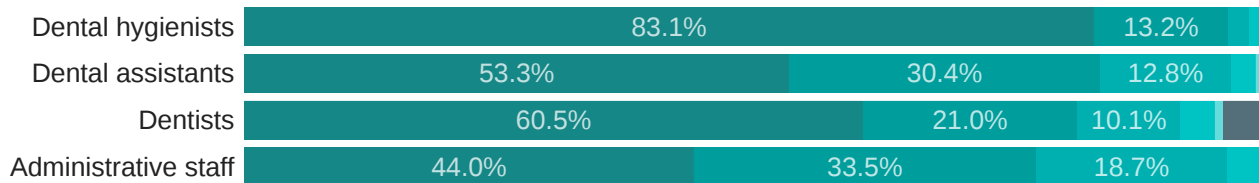
811 Responses



● Yes ● No ● Not sure

**How challenging has it been to recruit the position(s) below?**

477 Responses

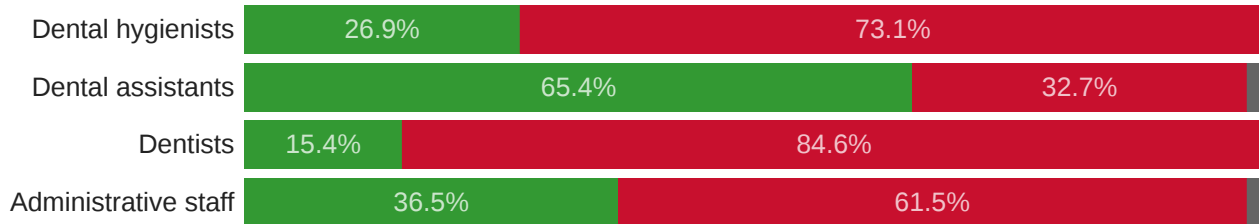


● Extremely challenging ● Very challenging ● Moderately challenging ● Slightly challenging  
● Not challenging at all ● Not sure/Not applicable

### Pediatric Dentistry

#### Have you recently or are you currently recruiting any of the following positions in your dental practice?

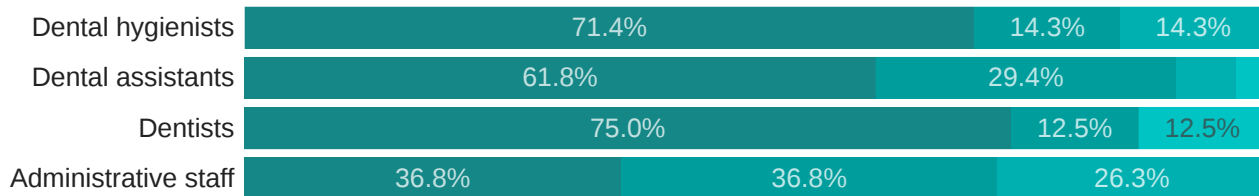
52 Responses



● Yes ● No ● Not sure

#### How challenging has it been to recruit the position(s) below?

42 Responses



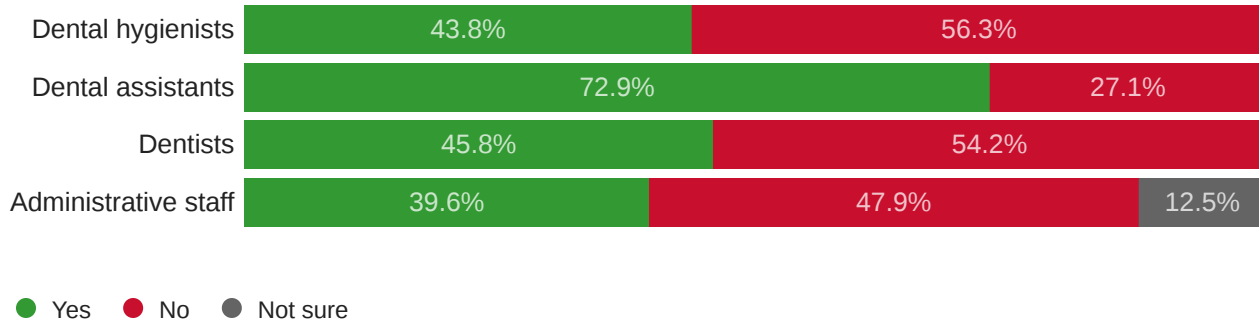
● Extremely challenging ● Very challenging ● Moderately challenging ● Slightly challenging  
● Not challenging at all ● Not sure/Not applicable



### Dentists in Public Health Settings

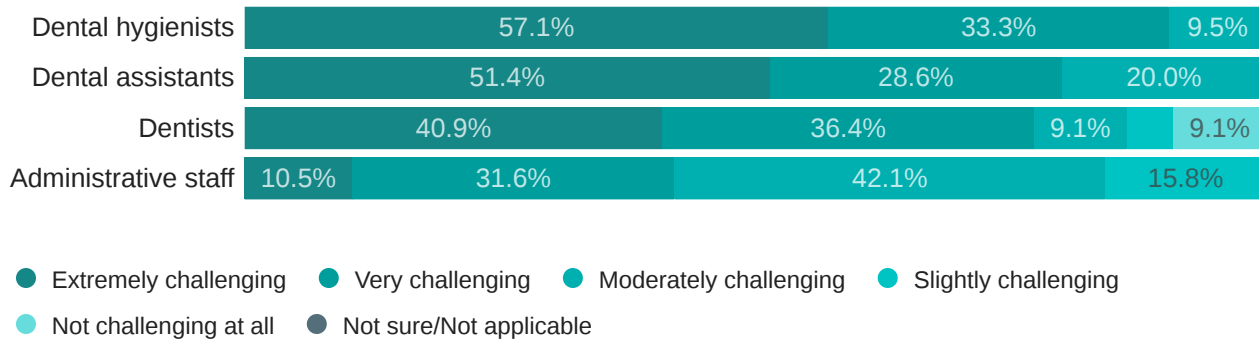
**Have you recently or are you currently recruiting any of the following positions in your dental practice?**

48 Responses



**How challenging has it been to recruit the position(s) below?**

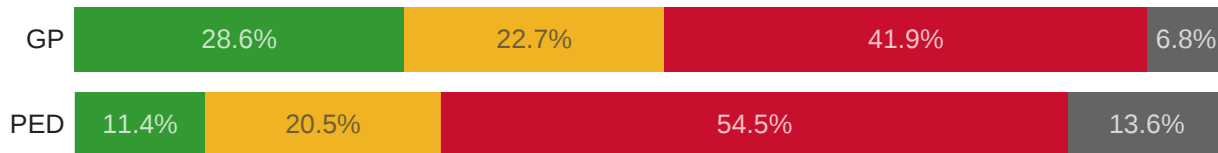
39 Responses



## Questions of the Week


### *In-office Dental Plans*

Does your practice have an in-office dental plan?



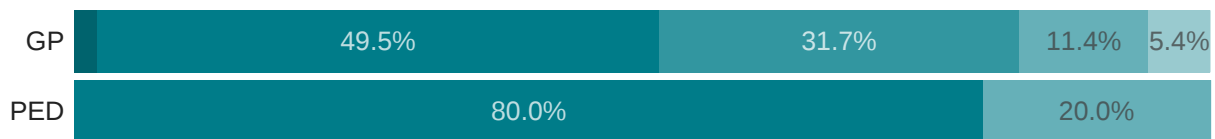
● Yes ● No, but I am considering it ● No, and I am not interested ● No, I don't know what that is

[If administering a plan] Who is administering the plan?



● My practice ● A company has been contracted

[If administering a plan] What percent of your patients are in your in-office dental plan?



● 0% ● 1-5% ● 6-10% ● 11-25% ● More than 25%

Dentists in private practice

Specialty	Choice Count
General Practice (GP)	779
Oral and maxillofacial surgery (OMS)	18
Endodontics (ENDO)	13
Orthodontics (ORTHO)	15
Pediatric dentistry (PED)	49
Periodontics (PERIO)	25
Prosthodontics (PROS)	8
Dental public health (DPH)	4
Dental anesthesiology (DENTANES)	2

Practice Setting	Choice Count
Dentist in private practice	955
Dentist in public health setting	48