

Table of Contents

	Page		
About This Study	2		
<hr/>			
Results for the questions below are reported in two sections:			
<ul style="list-style-type: none"> • All Respondents Combined includes overall results for all respondents. • Select Breakout of Results includes results by ownership status, DSO affiliation, practice size, geography, sex, age, & race/ethnicity. 			
	<table border="0" style="margin-left: auto; margin-right: auto;"> <thead> <tr> <th style="text-align: center;">All Respondents Combined</th> <th style="text-align: center;">Select Breakouts of Results</th> </tr> </thead> </table>	All Respondents Combined	Select Breakouts of Results
All Respondents Combined	Select Breakouts of Results		
Looking ahead to the next six months, how confident are you in the recovery of: (Your particular dental practice, The dental care sector in general, The U.S. economy)	3 9		
How full was you dental practice's appointment schedule last week?	3 17		
Which of the following factors prevented your dental practice's appointment schedule from reaching 100% last week? (Patient cancellations, Not enough patients making appointments, Trouble filling vacant staff positions, COVID safety protocols, Other)	4 17		
Have you recently or are you currently recruiting any of the following positions in your dental practice? (Dental hygienists, Dental assistants, Dentists, Administrative staff)	5 31		
How challenging has it been to recruit the position(s) below? (Dental hygienists, Dental assistants, Dentists, Administrative staff)	5 31		
[Owner dentists] When did you last give dental hygienists and dental assistants on your staff a wage increase?	6 43		
How much was the wage increase, on average?	6 43		
[Owner dentists] Which of the following benefits do you offer your employees? (Select all that apply)	7 53		
 Number of Responses by Wave/by Group	 58		

About This Study

To better understand the economic and operational conditions in dental practices and public health clinics over time, and to measure the impact of the COVID-19 pandemic and other emerging issues in dentistry, the ADA Health Policy Institute launched a tracking poll in January 2022. For the initial wave over the week of January 17, 2022, we invited nearly 80,000 dentists from across the U.S. to join a panel in which they will complete a survey once a month; over 3,000 have opted to participate. The number of respondents in each wave, along with the number of responses in each reporting category in the current wave, can be found at the end of this report.

Below are the results from the latest wave of this study, distributed the week of June 13, 2022, for dentists working in private dental practices. The report includes breakouts by ownership status, DSO affiliation, practice size, geographic location, sex, age group, and race/ethnicity. Unless noted otherwise, charts reflect the results from the latest wave of data collection. **Please note that we only include graphics representing at least 30 responses.** Because of this, we were not able to include results for dentists in large group practices with 10+ dentists and dentists in the following racial/ethnic categories: Black, Native Hawaiian or Pacific Islander, and American Indian or Alaskan Native. The number of respondents by demographics can be found at the end of this report.

This report was published in June 2022 by the American Dental Association's Health Policy Institute.

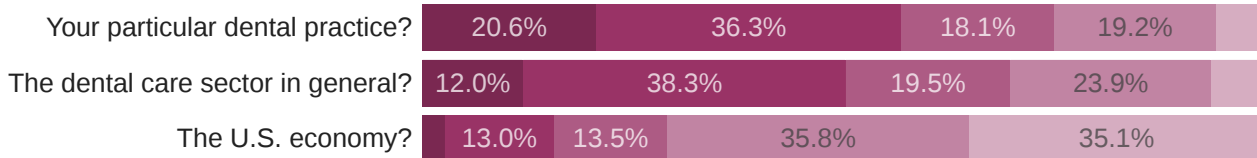
211 E. Chicago Avenue
Chicago, Illinois 60611
312.440.2928
hpi@ada.org

For more information on other publications, products and services, please visit our website, ADA.org/HPI.

All Respondents

Looking ahead to the next six months, how confident are you in the recovery of:

1203 Responses



- Very confident
- Somewhat confident
- Neither confident nor skeptical
- Somewhat skeptical
- Very skeptical

How full was your dental practice's appointment schedule last week?

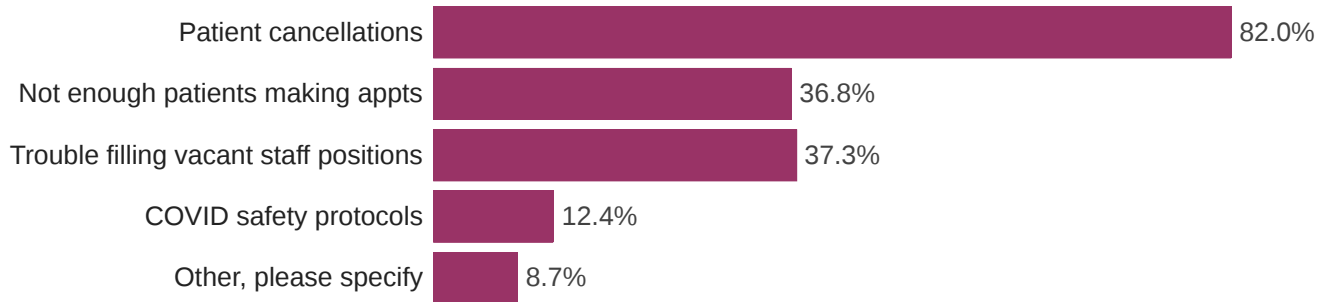
9120 Responses



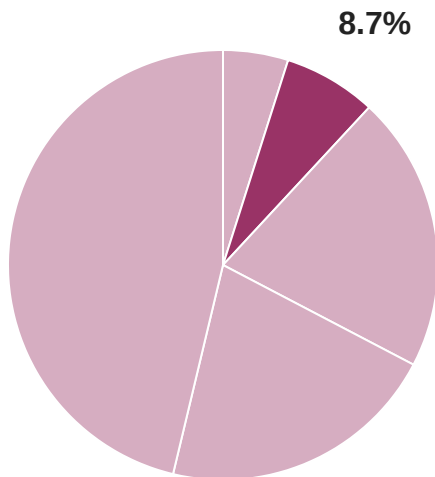
- Mean % of appointment schedule filled

Which of the following factors prevented your dental practice’s appointment schedule from reaching 100% last week? (Select all that apply.)

967 Responses



84 respondents (8.7%) selected "other, please specify." Their responses are categorized below.



Other, please specify:	Percentage of Responses
STAFF OUT WITH COVID/QUARANTINE/OTHER ILLNESS	21.4%
BAD ECONOMIC CONDITIONS	14.3%
STAFF OUT ON VACATION / LEAVE	13.1%
END OF SCHOOL / SEASONAL SLOWDOWN	13.1%
PATIENT NO SHOWS	7.1%
STAFF SHORTAGES	7.1%
INEXPERIENCED / INEFFICIENT STAFF	4.8%
SURGE IN COVID CASES	4.8%
INCLEMENT WEATHER	1.2%
SUPPLY CHAIN	1.2%
MISCELLANEOUS	14.3%

Have you recently or are you currently recruiting any of the following positions in your dental practice?

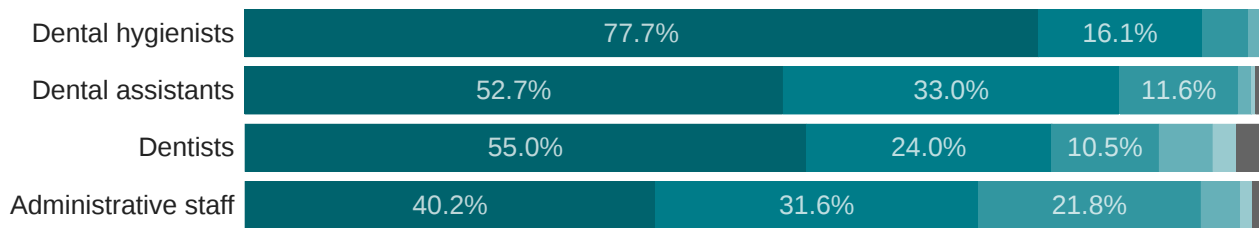
1203 Responses



● Yes ● No ● Not sure

How challenging has it been to recruit the position(s) below?

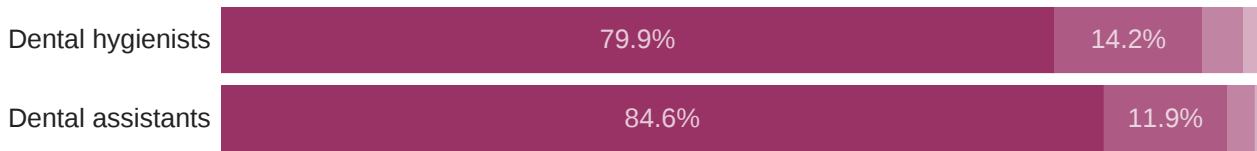
784 Responses



● Extremely challenging ● Very challenging ● Moderately challenging ● Slightly challenging
● Not challenging at all ● Not sure/Not applicable

[Owner dentists] When did you last give dental hygienists and dental assistants on your staff a wage increase?


1086 Responses



● Within the past year ● 1-2 years ago ● 3-4 years ago ● 5 or more years ago ● Never

How much was the wage increase, on average?

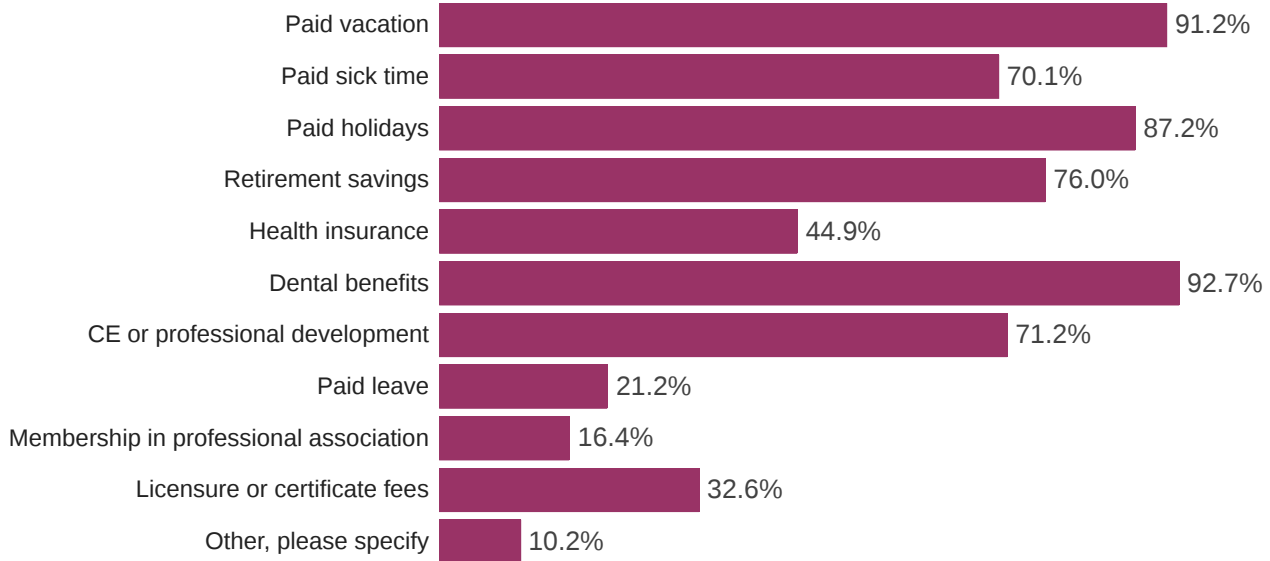
1084 Responses



● 1-3% ● 4-6% ● 7-9% ● 10% or more

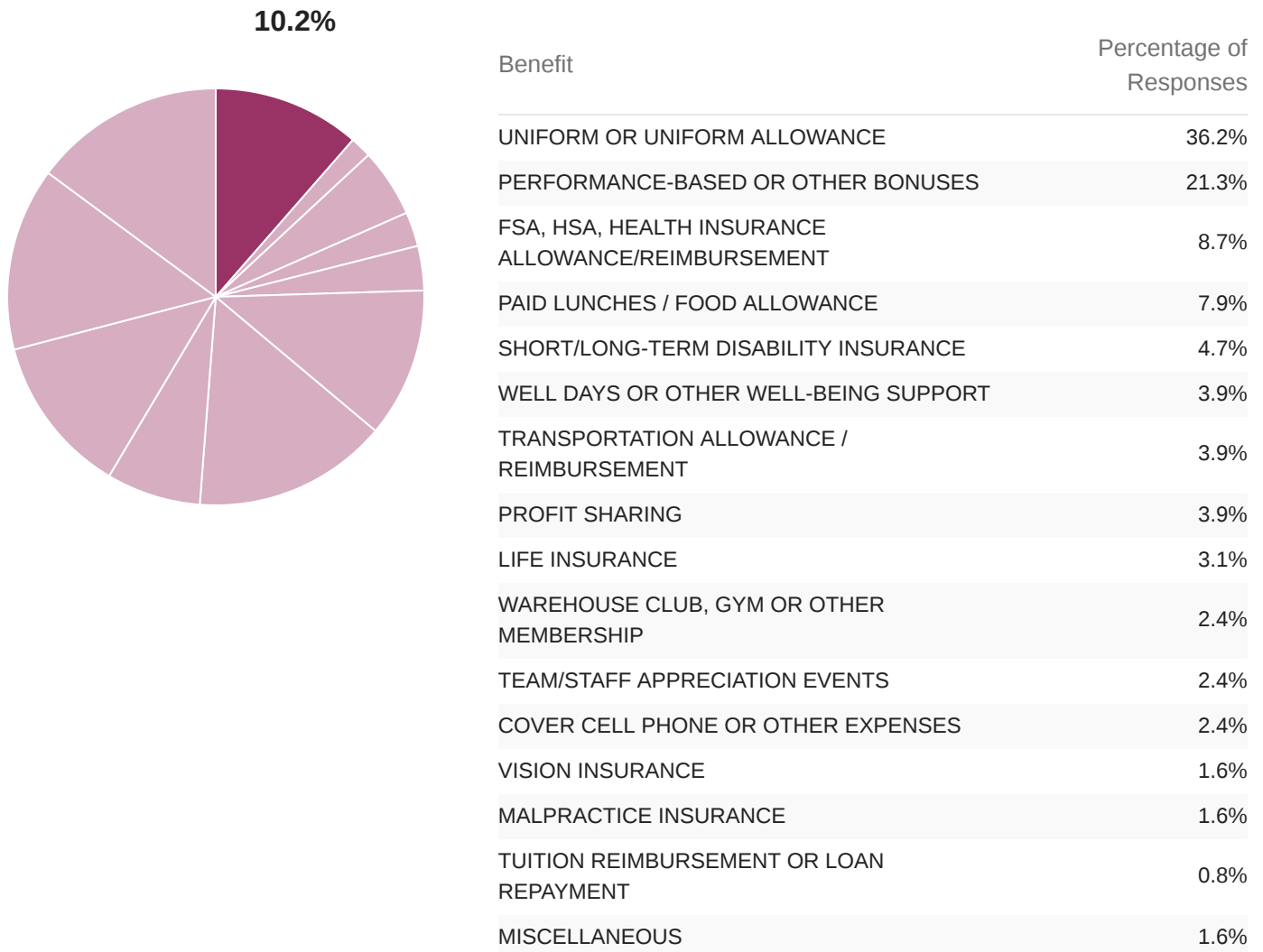
[Owner dentists] Which of the following benefits do you offer to your employees? (Select all that apply.)

1111 Responses



[Owner dentists] Which of the following benefits do you offer to your employees? (Select all that apply.) (continued)

113 respondents (10.2%) selected "other, please specify." Their responses are categorized below.



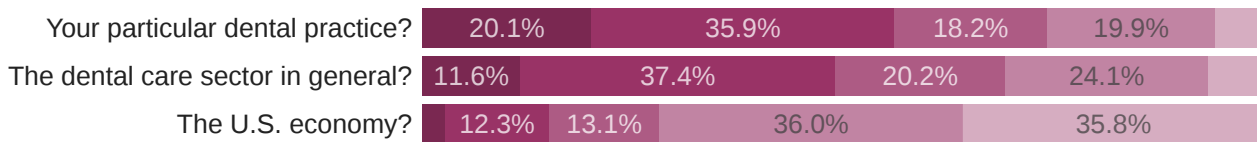
Select Breakouts of Results

Economic Confidence

BY OWNERSHIP STATUS

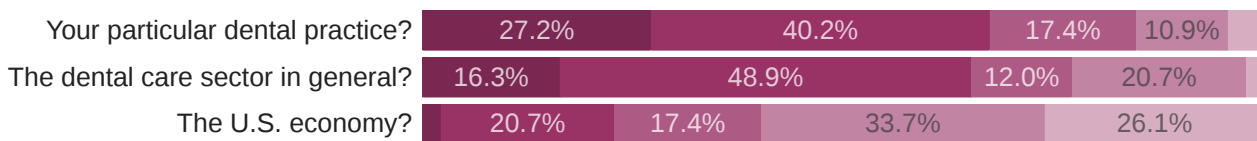
Looking ahead to the next six months, how confident are you in the recovery of:

Owner



- Very confident
- Somewhat confident
- Neither confident nor skeptical
- Somewhat skeptical
- Very skeptical

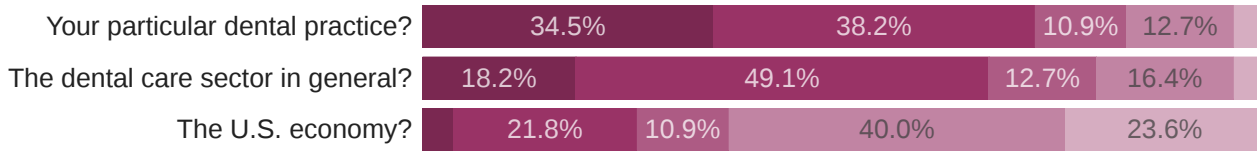
Non-owner



BY DSO AFFILIATION

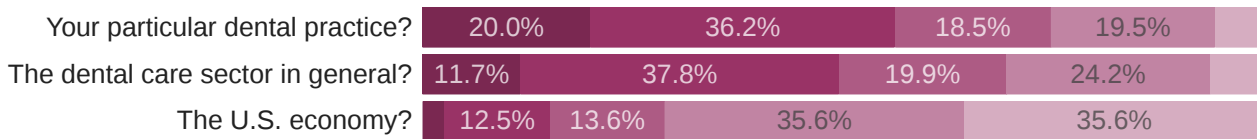
Looking ahead to the next six months, how confident are you in the recovery of:

DSO



- Very confident
- Somewhat confident
- Neither confident nor skeptical
- Somewhat skeptical
- Very skeptical

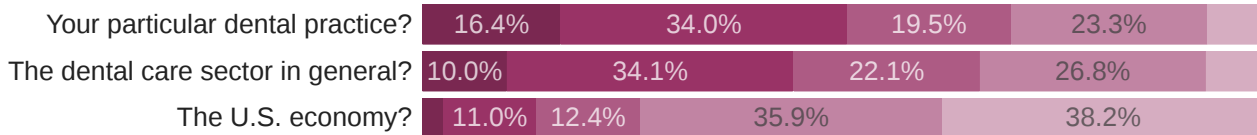
Non-DSO



BY PRACTICE SIZE

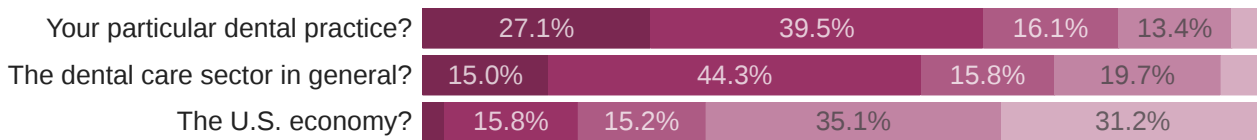
Looking ahead to the next six months, how confident are you in the recovery of:

Solo dentists



- Very confident
- Somewhat confident
- Neither confident nor skeptical
- Somewhat skeptical
- Very skeptical

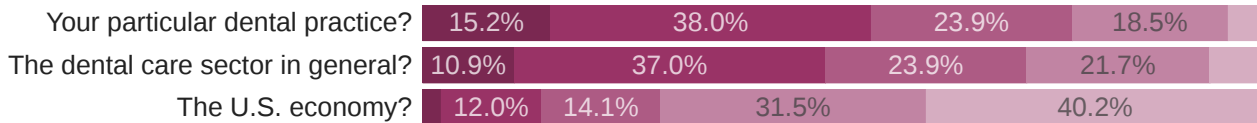
2 to 9 dentists



BY GEOGRAPHY

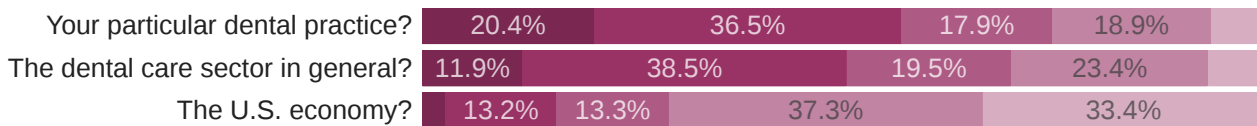
Looking ahead to the next six months, how confident are you in the recovery of:

Top 20 cities

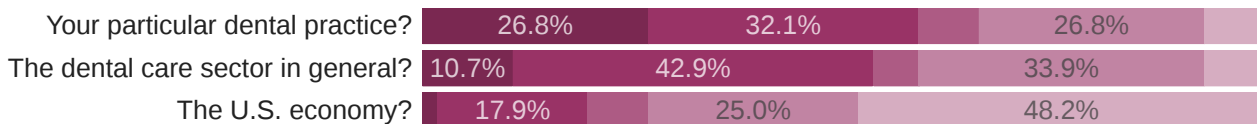


- Very confident
- Somewhat confident
- Neither confident nor skeptical
- Somewhat skeptical
- Very skeptical

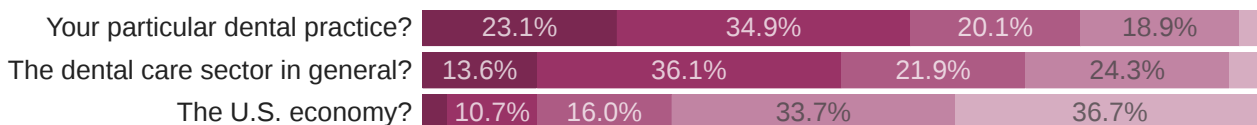
Other urban



Suburban



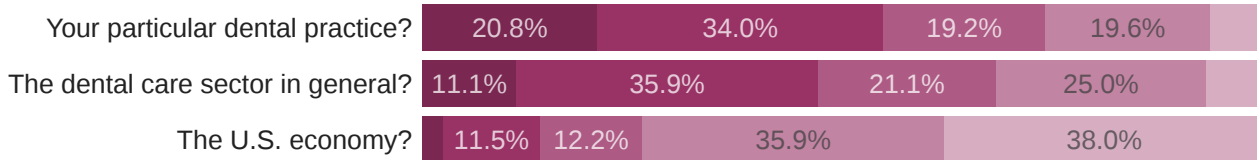
Rural



BY SEX

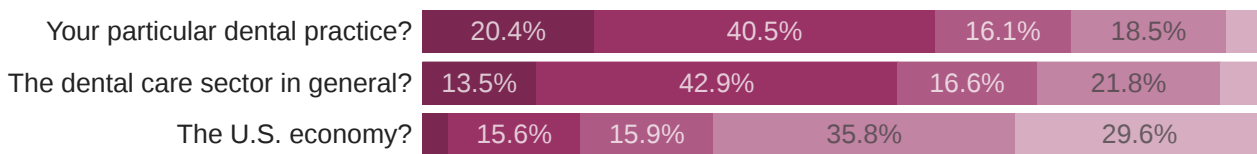
Looking ahead to the next six months, how confident are you in the recovery of:

Male



- Very confident
- Somewhat confident
- Neither confident nor skeptical
- Somewhat skeptical
- Very skeptical

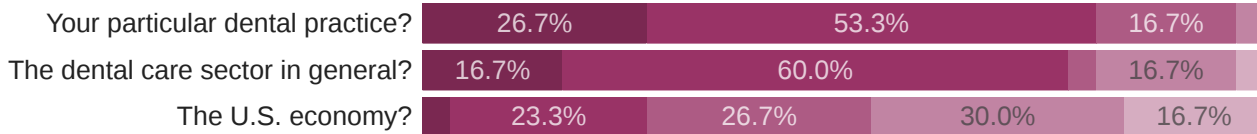
Female



BY AGE GROUP

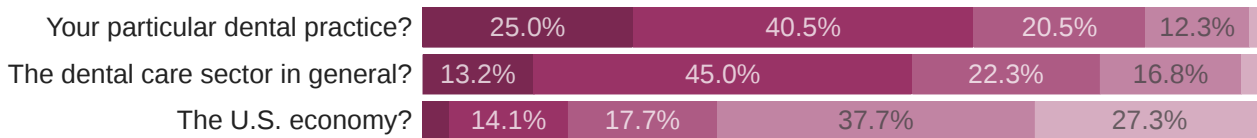
Looking ahead to the next six months, how confident are you in the recovery of:

Under 35

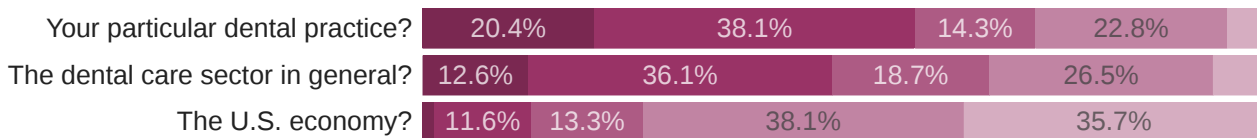


- Very confident
- Somewhat confident
- Neither confident nor skeptical
- Somewhat skeptical
- Very skeptical

35 to 44



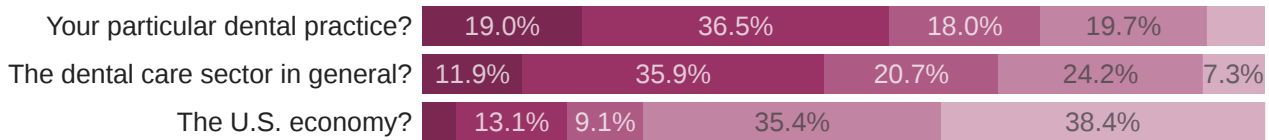
45 to 54



BY AGE GROUP (continued)

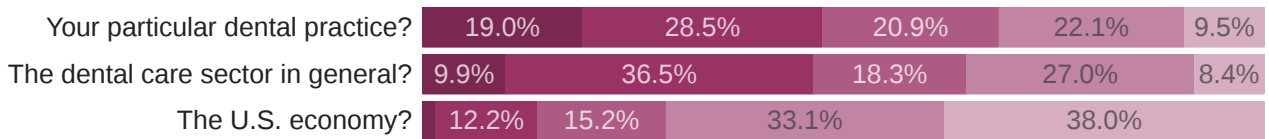
Looking ahead to the next six months, how confident are you in the recovery of:

55 to 64



- Very confident
- Somewhat confident
- Neither confident nor skeptical
- Somewhat skeptical
- Very skeptical

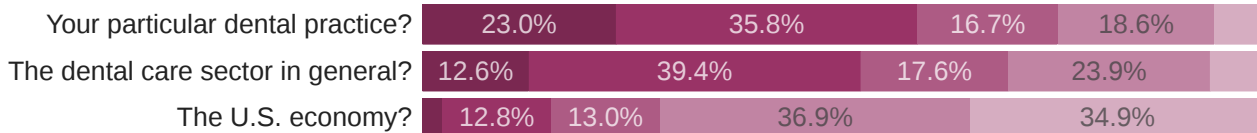
65 or older



BY RACE/ETHNICITY

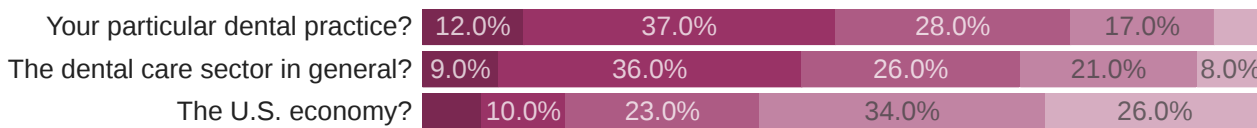
Looking ahead to the next six months, how confident are you in the recovery of:

White

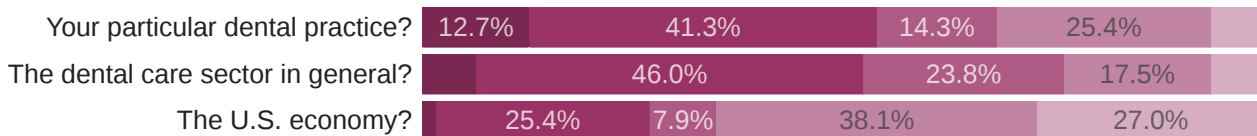


- Very confident
- Somewhat confident
- Neither confident nor skeptical
- Somewhat skeptical
- Very skeptical

Asian



Hispanic



Appointment Schedule

BY OWNERSHIP STATUS

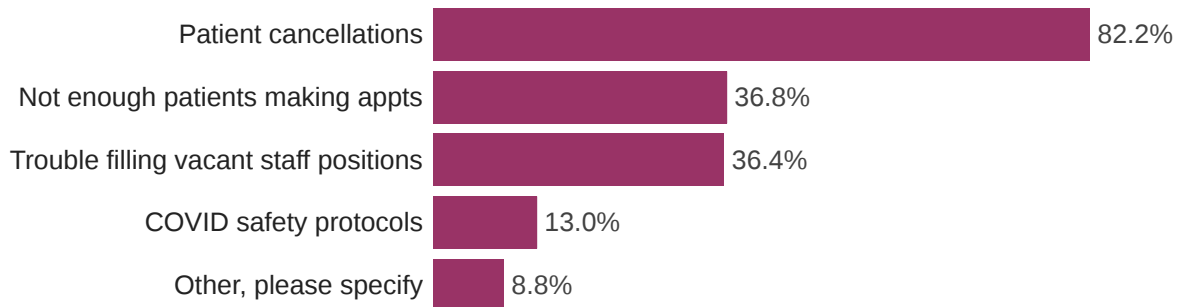
Owner

How full was your dental practice's appointment schedule last week?



● Mean % of schedule filled

Which of the following factors prevented your dental practice's appointment schedule from reaching 100% last week? (Select all that apply.)



BY OWNERSHIP STATUS (continued)

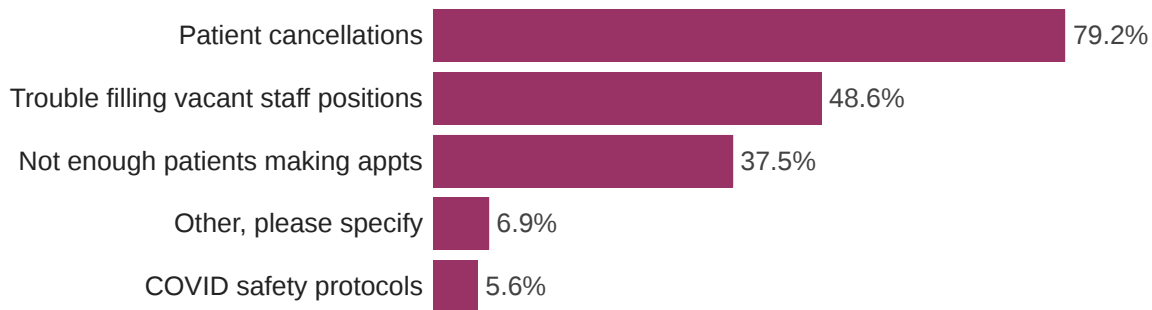
Non-owner

How full was your dental practice's appointment schedule last week?



● Mean % of schedule filled

Which of the following factors prevented your dental practice's appointment schedule from reaching 100% last week? (Select all that apply.)



BY DSO AFFILIATION

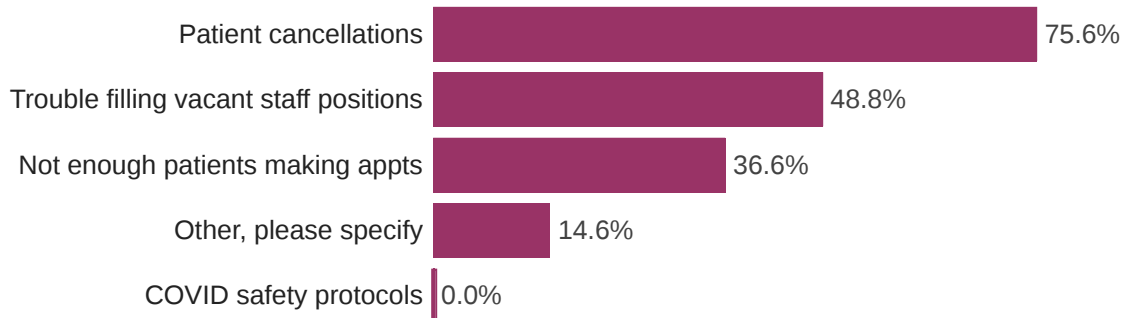
DSO

How full was your dental practice's appointment schedule last week?



● Mean % of schedule filled

Which of the following factors prevented your dental practice's appointment schedule from reaching 100% last week? (Select all that apply.)



BY DSO AFFILIATION (continued)

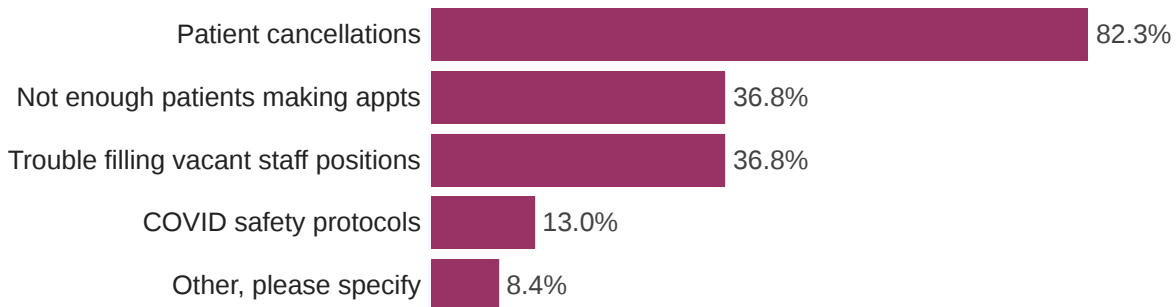
Non-DSO

How full was your dental practice's appointment schedule last week?



● Mean % of schedule filled

Which of the following factors prevented your dental practice's appointment schedule from reaching 100% last week? (Select all that apply.)



BY PRACTICE SIZE

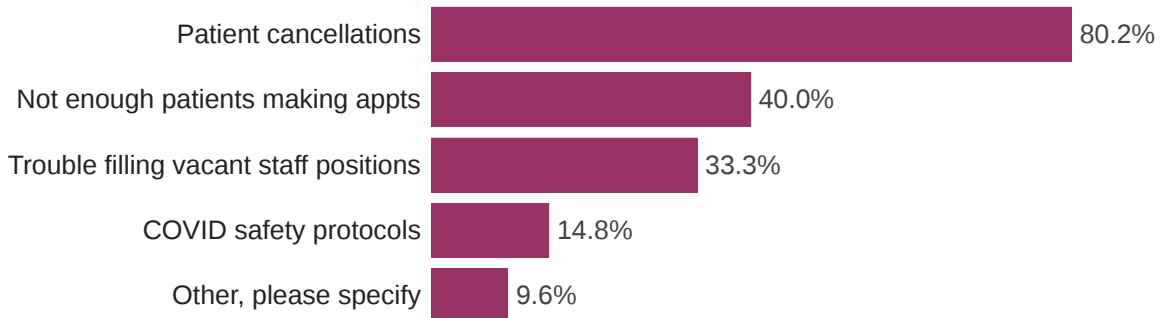
Solo dentists

How full was your dental practice's appointment schedule last week?



● Mean % of schedule filled

Which of the following factors prevented your dental practice's appointment schedule from reaching 100% last week? (Select all that apply.)



BY PRACTICE SIZE (continued)

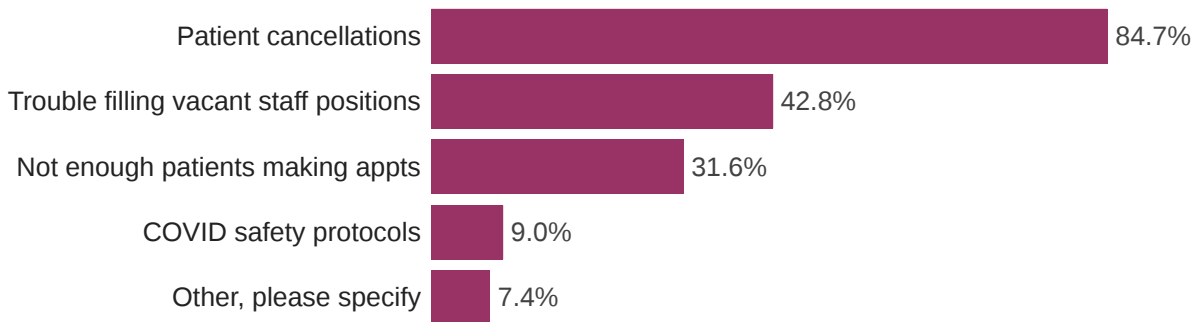
2 to 9 dentists

How full was your dental practice's appointment schedule last week?



● Mean % of schedule filled

Which of the following factors prevented your dental practice's appointment schedule from reaching 100% last week? (Select all that apply.)



BY GEOGRAPHY

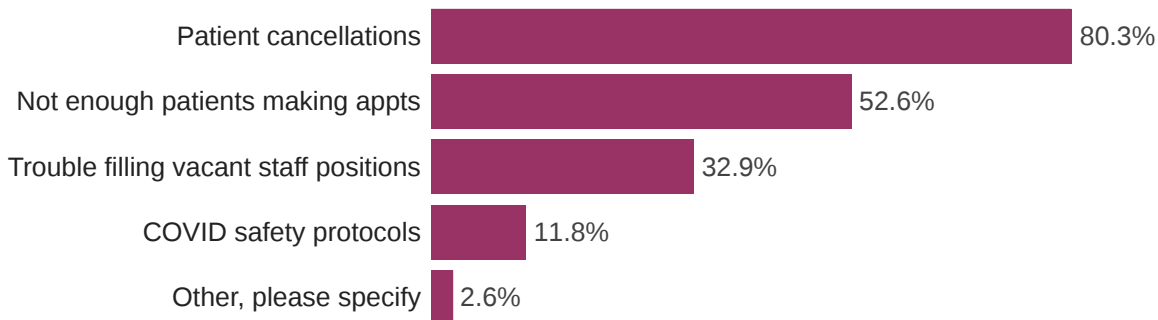
Top 20 cities

How full was your dental practice's appointment schedule last week?



● Mean % of schedule filled

Which of the following factors prevented your dental practice's appointment schedule from reaching 100% last week? (Select all that apply.)



BY GEOGRAPHY (continued)

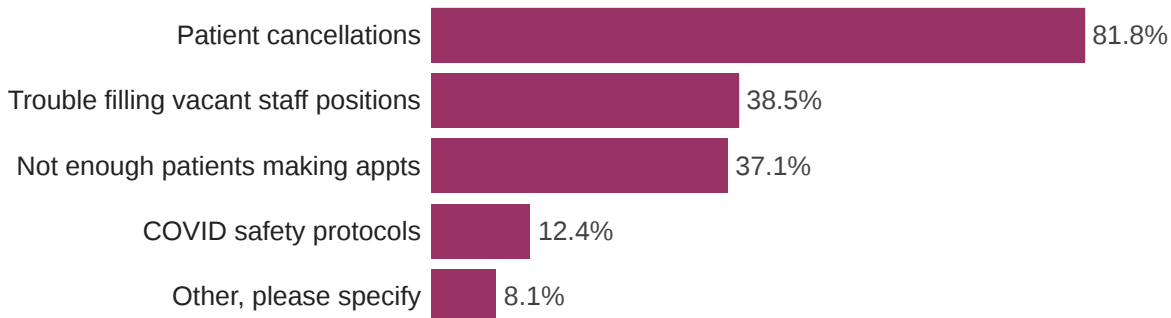
Other Urban

How full was your dental practice's appointment schedule last week?



● Mean % of schedule filled

Which of the following factors prevented your dental practice's appointment schedule from reaching 100% last week? (Select all that apply.)



BY GEOGRAPHY (continued)

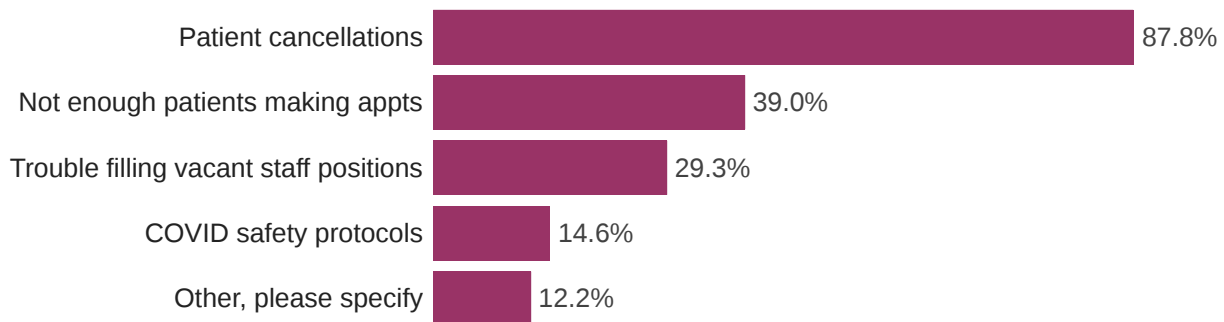
Suburban

How full was your dental practice's appointment schedule last week?



● Mean % of schedule filled

Which of the following factors prevented your dental practice's appointment schedule from reaching 100% last week? (Select all that apply.)



BY GEOGRAPHY (continued)

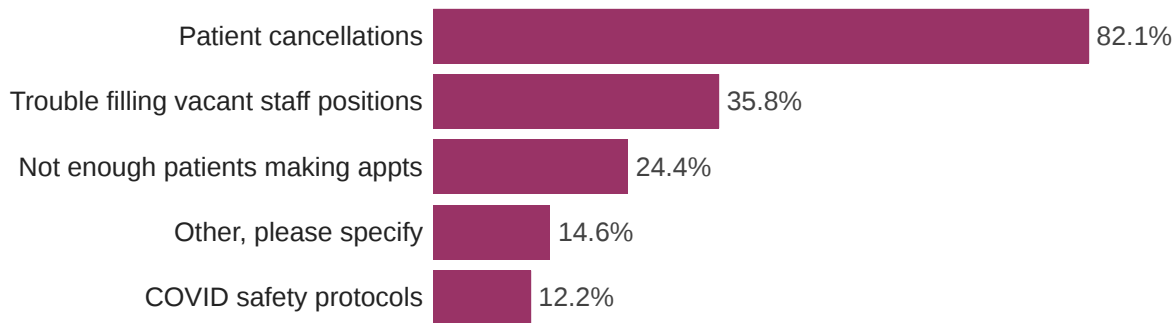
Rural

How full was your dental practice's appointment schedule last week?



● Mean % of schedule filled

Which of the following factors prevented your dental practice's appointment schedule from reaching 100% last week? (Select all that apply.)



BY SEX

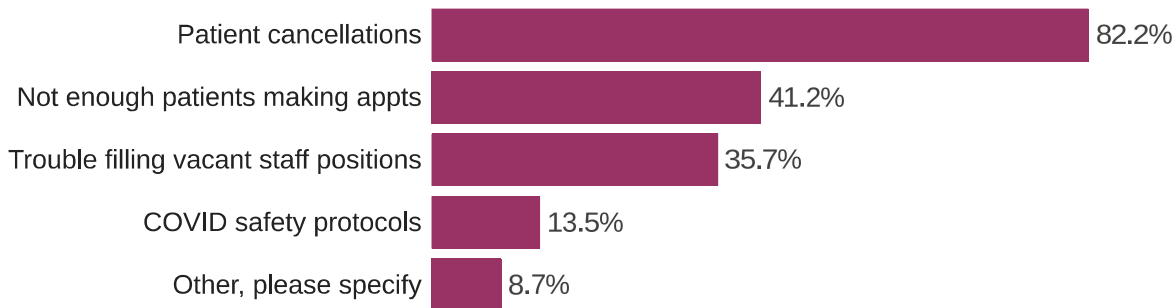
Male

How full was your dental practice's appointment schedule last week?



● Mean % of schedule filled

Which of the following factors prevented your dental practice's appointment schedule from reaching 100% last week? (Select all that apply.)



BY SEX (continued)

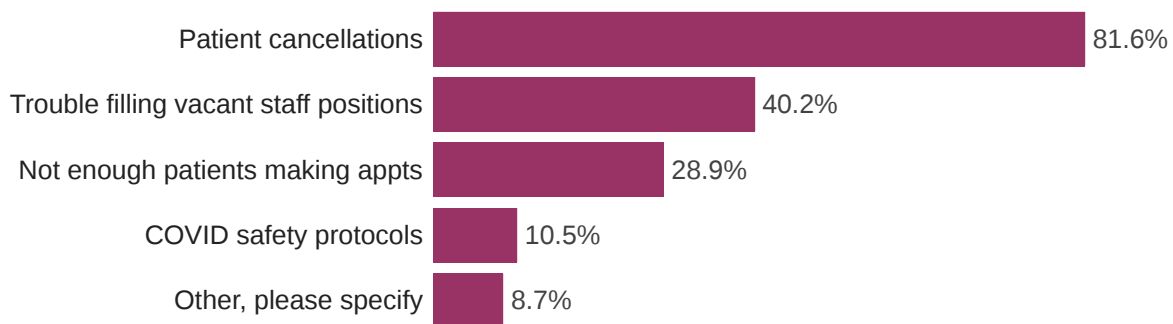
Female

How full was your dental practice's appointment schedule last week?



● Mean % of schedule filled

Which of the following factors prevented your dental practice's appointment schedule from reaching 100% last week? (Select all that apply.)



BY AGE

How full was your dental practice's appointment schedule last week?

1189 Responses



● Mean % of schedule filled

Which of the following factors prevented your dental practice's appointment schedule from reaching 100% last week? (Select all that apply.)

Field	Patient cancellations	Not enough patients trying to make appointments	Trouble filling vacant staff positions	COVID safety protocols are limiting the capacity	Other, please specify
<35	82.6%	34.8%	60.9%	4.3%	0.0%
35-44	83.7%	27.1%	39.2%	4.2%	7.2%
45-54	81.0%	27.7%	44.2%	9.5%	10.4%
55-64	84.8%	37.3%	35.8%	15.5%	6.7%
65+	77.4%	53.5%	28.6%	18.0%	12.0%

BY RACE/ETHNICITY

How full was your dental practice's appointment schedule last week?

1189 Responses



● Mean % of schedule filled

Which of the following factors prevented your dental practice's appointment schedule from reaching 100% last week? (Select all that apply.)

Field	Patient cancellations	Not enough patients trying to make appointments	Trouble filling vacant staff positions	COVID safety protocols are limiting the capacity	Other, please specify
White	82.6%	35.1%	35.2%	10.5%	8.6%
Asian	80.0%	38.8%	49.4%	21.2%	7.1%
Hispanic	87.0%	45.7%	37.0%	21.7%	8.7%

Staff Recruitment

BY OWNERSHIP STATUS

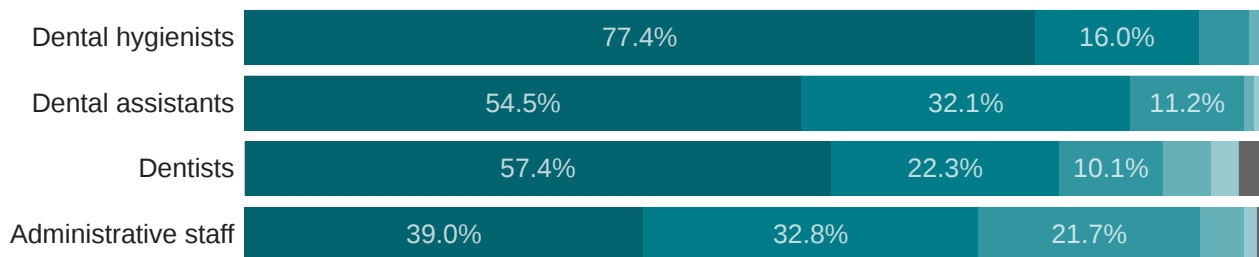
Owner dentists

Have you recently or are you currently recruiting any of the following positions in your dental practice?



● Yes ● No ● Not sure

How challenging has it been to recruit the position(s) below?

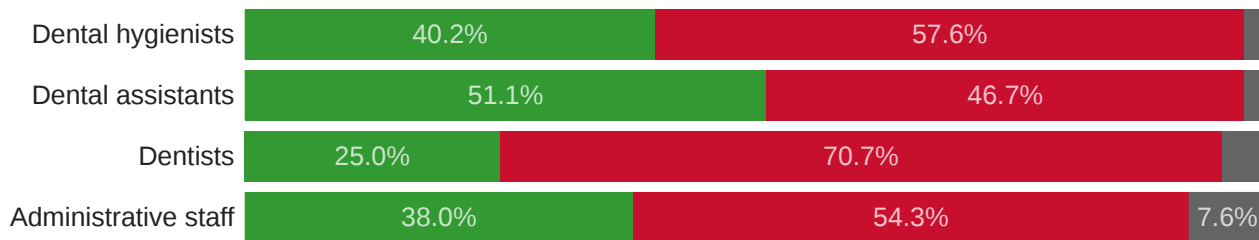


● Extremely challenging ● Very challenging ● Moderately challenging ● Slightly challenging
● Not challenging at all ● Not sure/Not applicable

BY OWNERSHIP STATUS (continued)

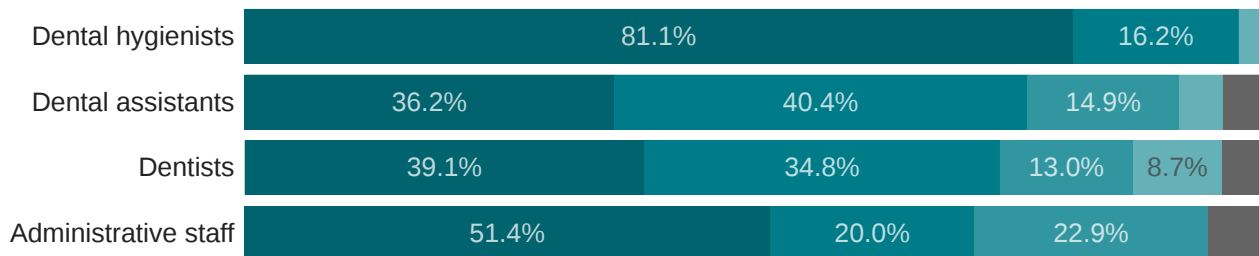
Non-owner dentists

Have you recently or are you currently recruiting any of the following positions in your dental practice?



● Yes ● No ● Not sure

How challenging has it been to recruit the position(s) below?

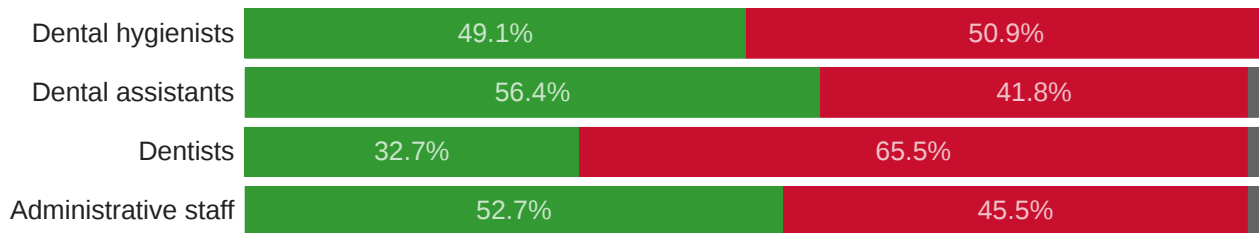


● Extremely challenging ● Very challenging ● Moderately challenging ● Slightly challenging
● Not challenging at all ● Not sure/Not applicable

BY DSO AFFILIATION

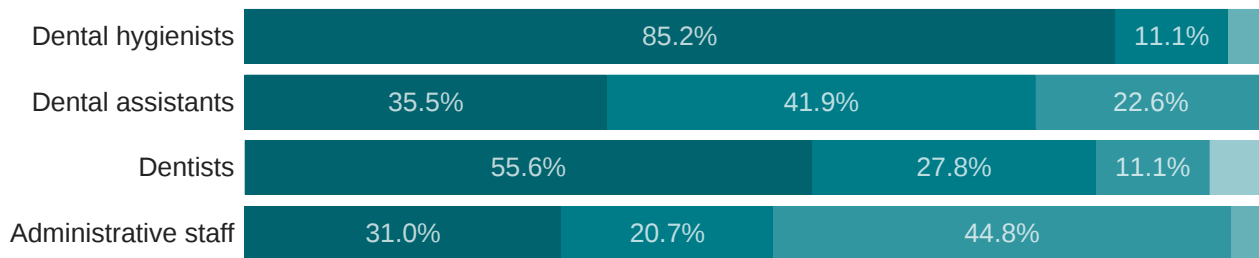
DSO

Have you recently or are you currently recruiting any of the following positions in your dental practice?



● Yes ● No ● Not sure

How challenging has it been to recruit the position(s) below?

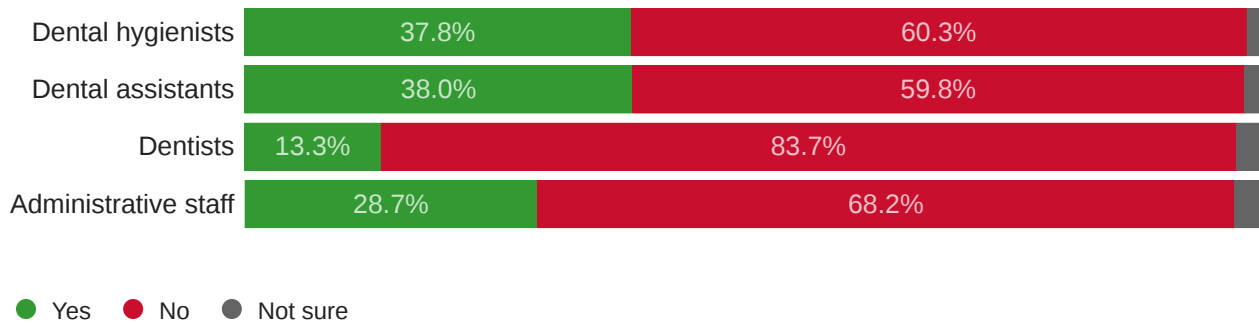


● Extremely challenging ● Very challenging ● Moderately challenging ● Slightly challenging
● Not challenging at all ● Not sure/Not applicable

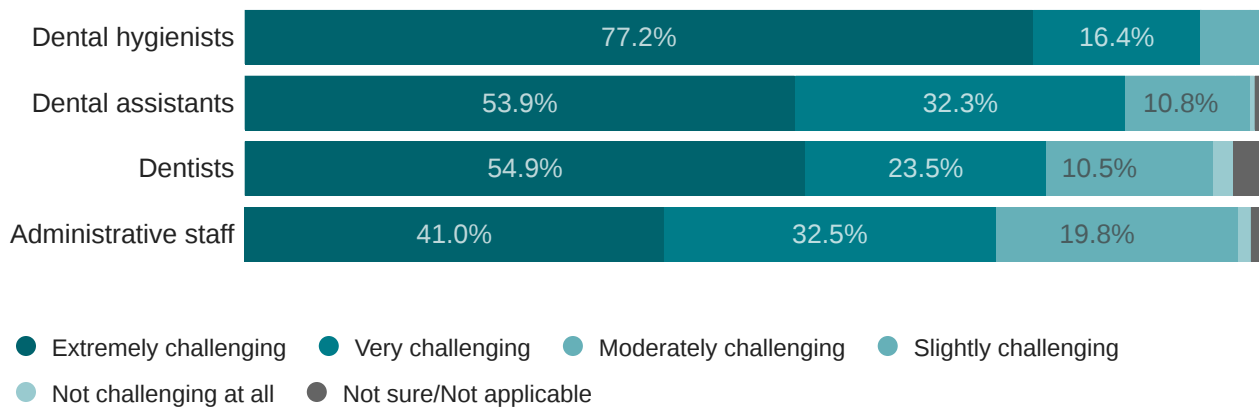
BY DSO AFFILIATION (continued)

Non-DSO

Have you recently or are you currently recruiting any of the following positions in your dental practice?



How challenging has it been to recruit the position(s) below?



BY PRACTICE SIZE

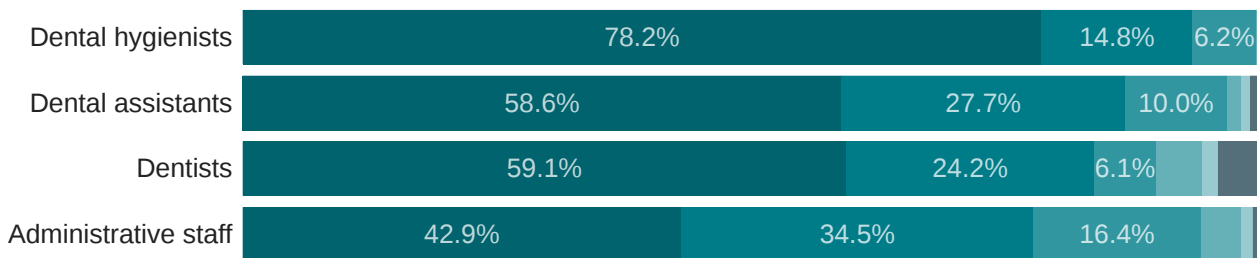
Solo dentists

Have you recently or are you currently recruiting any of the following positions in your dental practice?



● Yes ● No ● Not sure

How challenging has it been to recruit the position(s) below?

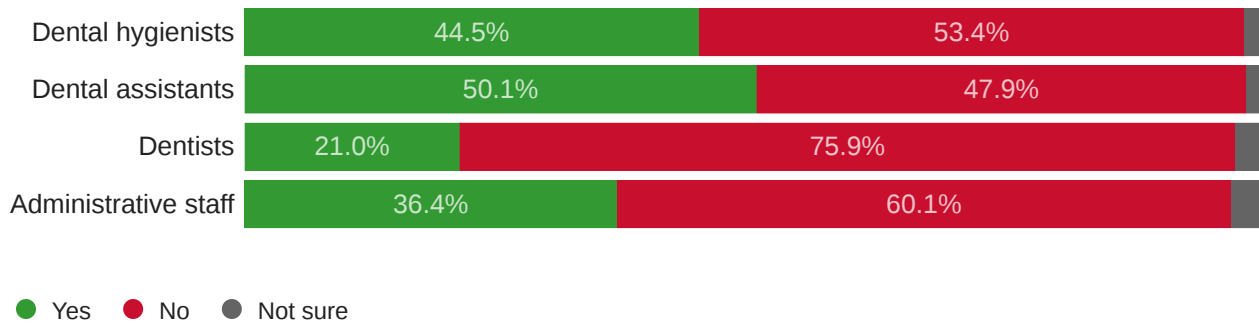


● Extremely challenging ● Very challenging ● Moderately challenging ● Slightly challenging
● Not challenging at all ● Not sure/Not applicable

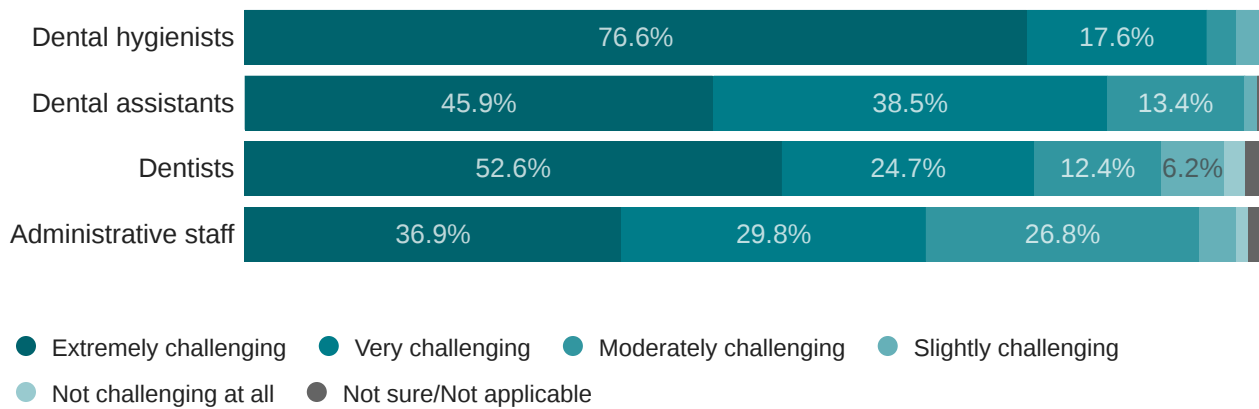
BY PRACTICE SIZE (continued)

2 to 9 dentists

Have you recently or are you currently recruiting any of the following positions in your dental practice?



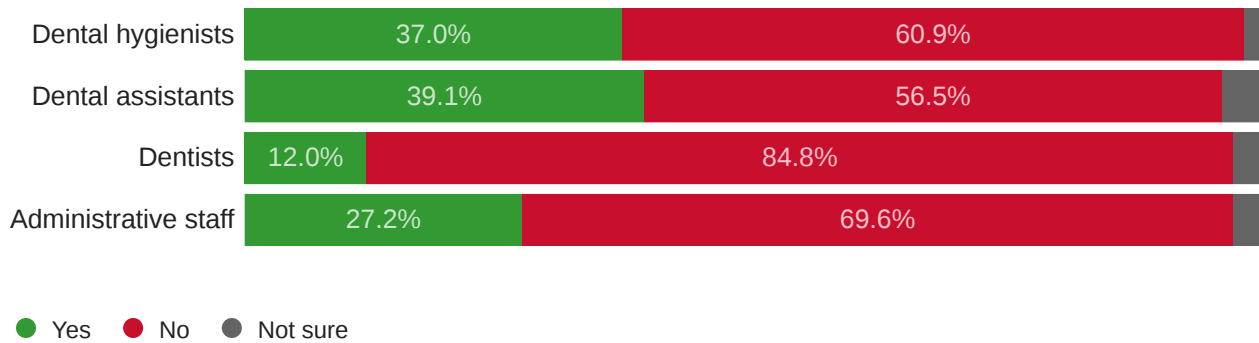
How challenging has it been to recruit the position(s) below?



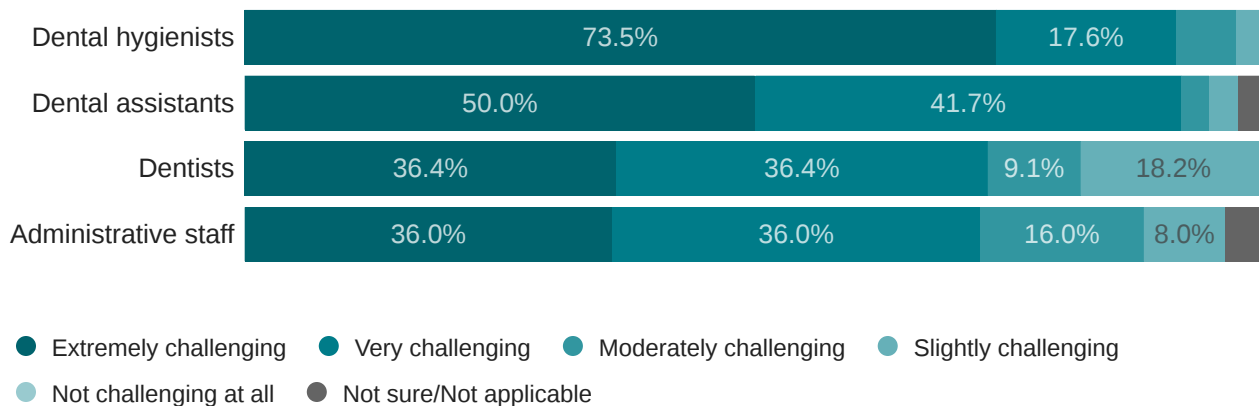
BY GEOGRAPHY

Top 20 Cities

Have you recently or are you currently recruiting any of the following positions in your dental practice?



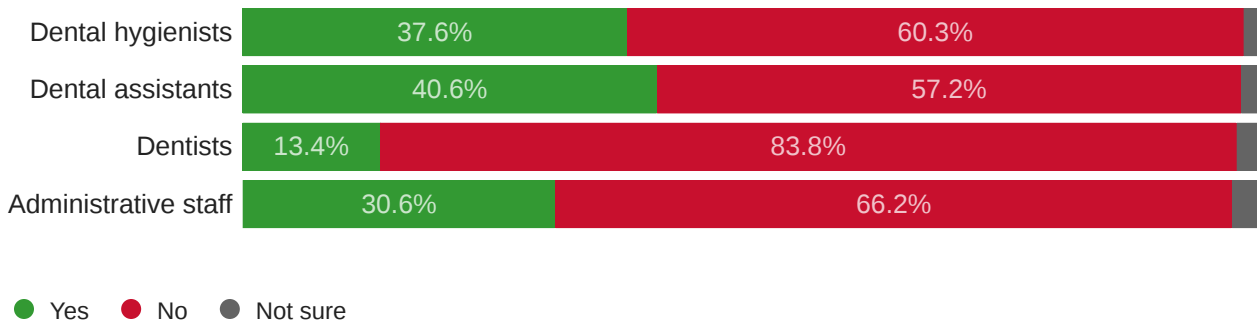
How challenging has it been to recruit the position(s) below?



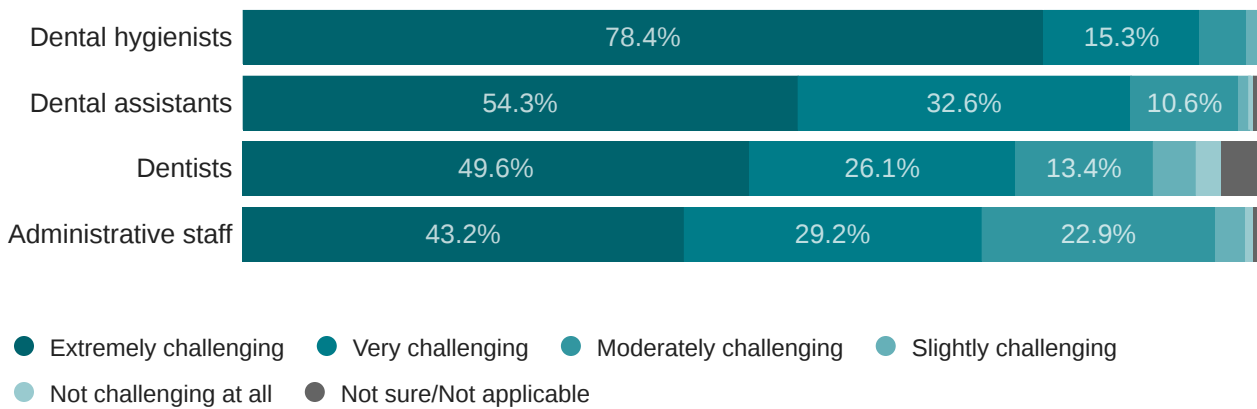
BY GEOGRAPHY (continued)

Other Urban

Have you recently or are you currently recruiting any of the following positions in your dental practice?



How challenging has it been to recruit the position(s) below?



BY GEOGRAPHY (continued)

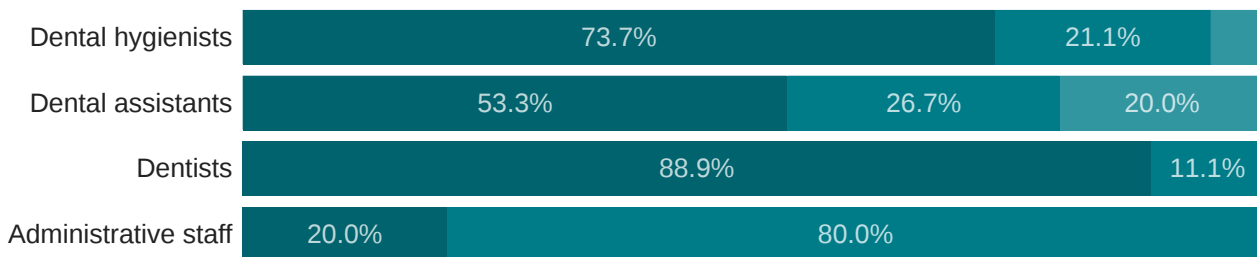
Suburban

Have you recently or are you currently recruiting any of the following positions in your dental practice?



● Yes ● No ● Not sure

How challenging has it been to recruit the position(s) below?

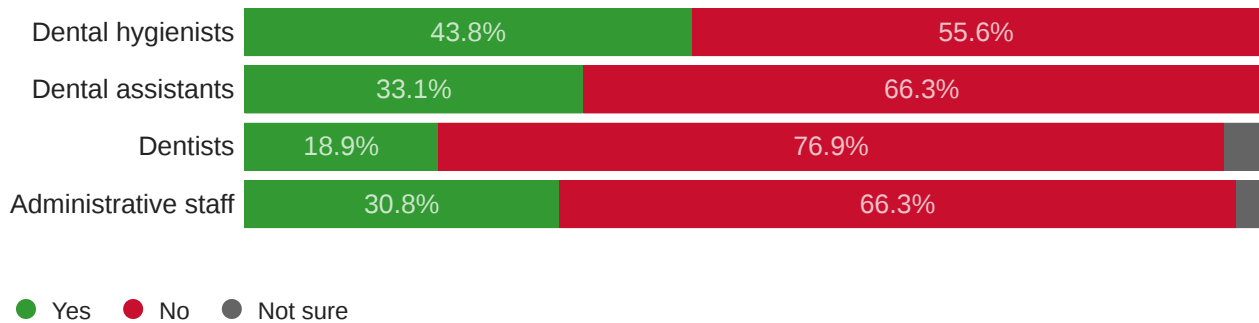


● Extremely challenging ● Very challenging ● Moderately challenging ● Slightly challenging
● Not challenging at all ● Not sure/Not applicable

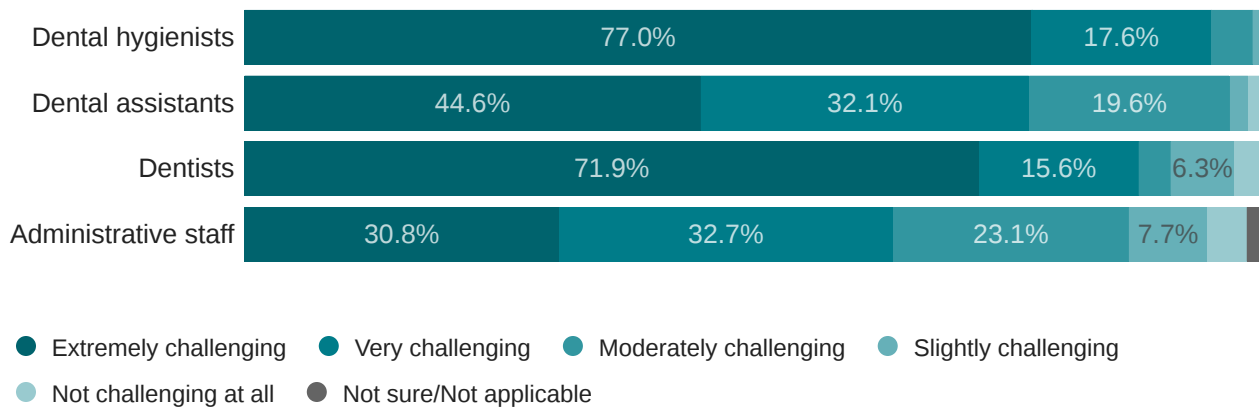
BY GEOGRAPHY (continued)

Rural

Have you recently or are you currently recruiting any of the following positions in your dental practice?



How challenging has it been to recruit the position(s) below?



BY SEX

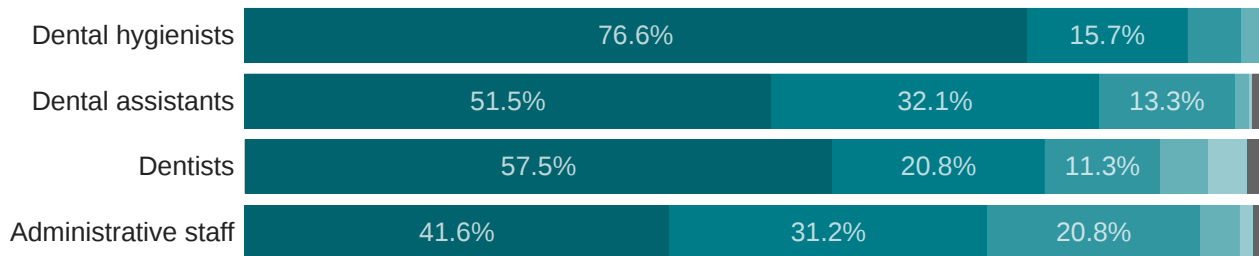
Male

Have you recently or are you currently recruiting any of the following positions in your dental practice?



● Yes ● No ● Not sure

How challenging has it been to recruit the position(s) below?



● Extremely challenging ● Very challenging ● Moderately challenging ● Slightly challenging
● Not challenging at all ● Not sure/Not applicable

BY SEX (continued)

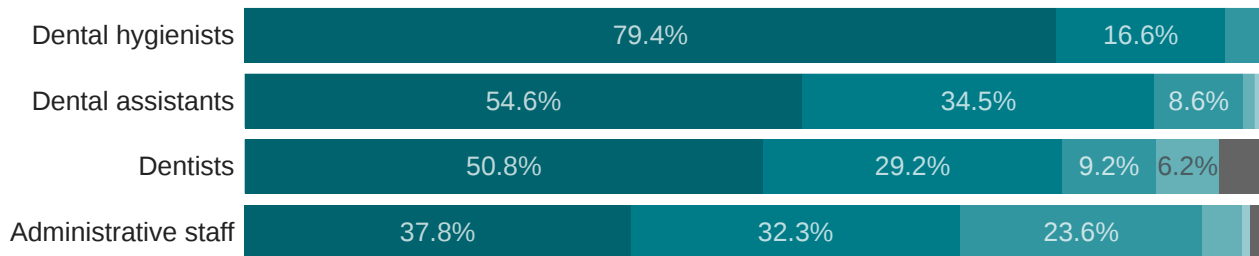
Female

Have you recently or are you currently recruiting any of the following positions in your dental practice?



● Yes ● No ● Not sure

How challenging has it been to recruit the position(s) below?



● Extremely challenging ● Very challenging ● Moderately challenging ● Slightly challenging
● Not challenging at all ● Not sure/Not applicable

Questions of the Week


Dental Hygienist and Dental Assistant Wages

BY DSO AFFILIATION

DSO

[Owner dentists] When did you last give dental hygienists and dental assistants on your staff a wage increase?

30 Responses



● Within the past year
 ● 1-2 years ago
 ● 3-4 years ago
 ● 5 or more years ago
 ● Never

How much was the wage increase, on average?

30 Responses



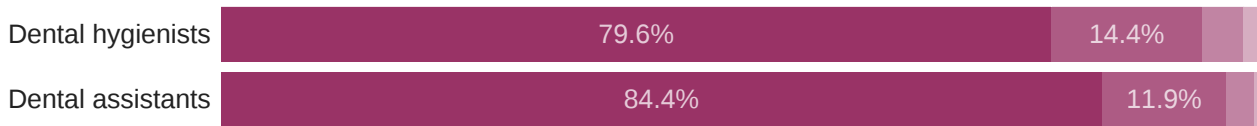
● 1-3%
 ● 4-6%
 ● 7-9%
 ● 10% or more

BY DSO AFFILIATION (continued)

Non-DSO

[Owner dentists] When did you last give dental hygienists and dental assistants on your staff a wage increase?


1056 Responses



● Within the past year ● 1-2 years ago ● 3-4 years ago ● 5 or more years ago ● Never

How much was the wage increase, on average?

1054 Responses



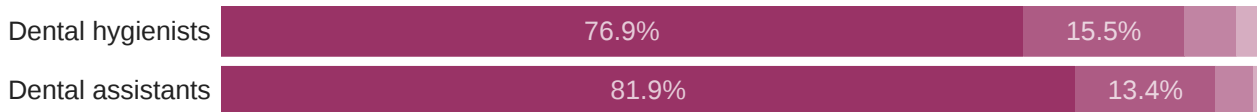
● 1-3% ● 4-6% ● 7-9% ● 10% or more

BY PRACTICE SIZE

Solo dentists

[Owner dentists] When did you last give dental hygienists and dental assistants on your staff a wage increase?

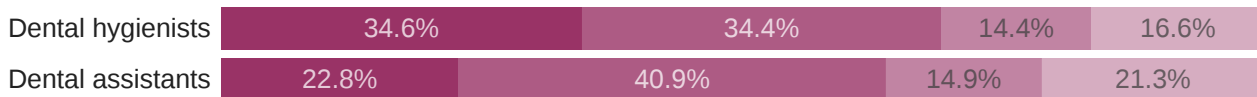
692 Responses



● Within the past year ● 1-2 years ago ● 3-4 years ago ● 5 or more years ago ● Never

How much was the wage increase, on average?

690 Responses




● 1-3% ● 4-6% ● 7-9% ● 10% or more

BY PRACTICE SIZE (continued)

2 to 9 dentists

[Owner dentists] When did you last give dental hygienists and dental assistants on your staff a wage increase?


379 Responses



● Within the past year ● 1-2 years ago ● 3-4 years ago ● 5 or more years ago ● Never

How much was the wage increase, on average?

379 Responses




● 1-3% ● 4-6% ● 7-9% ● 10% or more

BY GEOGRAPHY

Top 20 cities

[Owner dentists] When did you last give dental hygienists and dental assistants on your staff a wage increase?

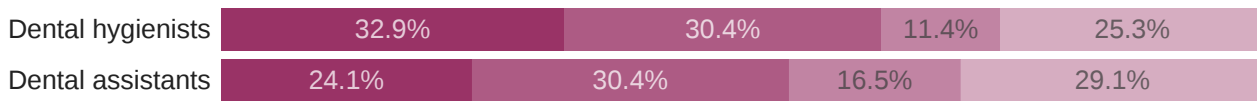
80 Responses



● Within the past year ● 1-2 years ago ● 3-4 years ago ● 5 or more years ago ● Never

How much was the wage increase, on average?

79 Responses



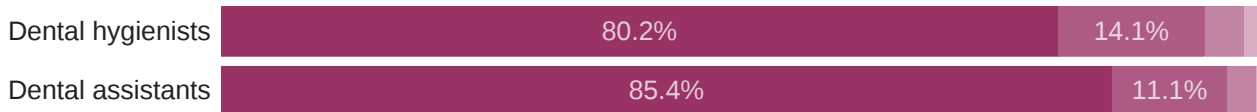
● 1-3% ● 4-6% ● 7-9% ● 10% or more

BY GEOGRAPHY (continued)

Other urban

[Owner dentists] When did you last give dental hygienists and dental assistants on your staff a wage increase?


801 Responses



● Within the past year ● 1-2 years ago ● 3-4 years ago ● 5 or more years ago ● Never

How much was the wage increase, on average?

800 Responses



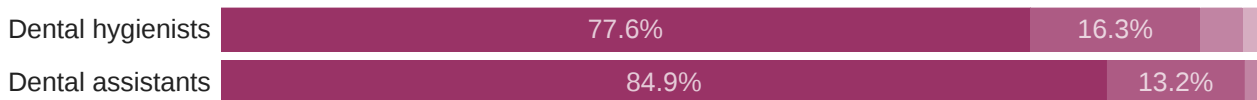
● 1-3% ● 4-6% ● 7-9% ● 10% or more

BY GEOGRAPHY (continued)

Suburban

[Owner dentists] When did you last give dental hygienists and dental assistants on your staff a wage increase?

53 Responses



● Within the past year ● 1-2 years ago ● 3-4 years ago ● 5 or more years ago ● Never

How much was the wage increase, on average?

53 Responses



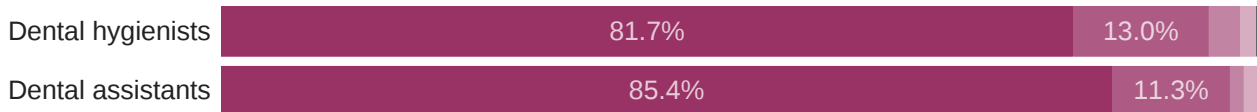
● 1-3% ● 4-6% ● 7-9% ● 10% or more

BY GEOGRAPHY (continued)

Rural

[Owner dentists] When did you last give dental hygienists and dental assistants on your staff a wage increase?

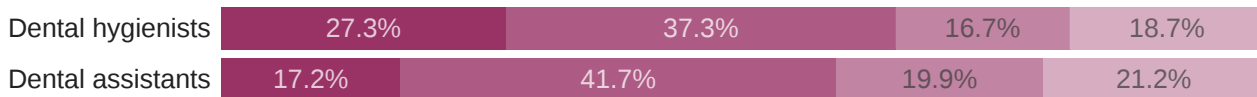
151 Responses



● Within the past year ● 1-2 years ago ● 3-4 years ago ● 5 or more years ago ● Never

How much was the wage increase, on average?

151 Responses



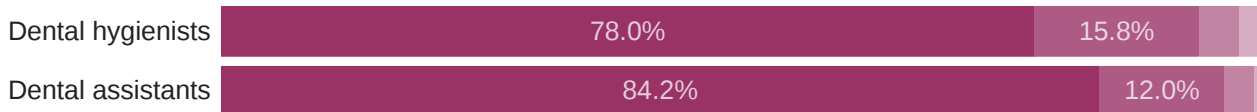
● 1-3% ● 4-6% ● 7-9% ● 10% or more

BY SEX

Male

[Owner dentists] When did you last give dental hygienists and dental assistants on your staff a wage increase?


719 Responses



● Within the past year ● 1-2 years ago ● 3-4 years ago ● 5 or more years ago ● Never

How much was the wage increase, on average?

718 Responses



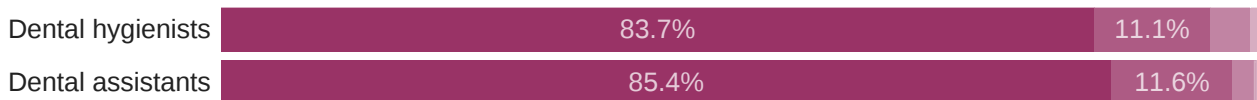
● 1-3% ● 4-6% ● 7-9% ● 10% or more

BY SEX (continued)

Female

[Owner dentists] When did you last give dental hygienists and dental assistants on your staff a wage increase?

367 Responses



● Within the past year ● 1-2 years ago ● 3-4 years ago ● 5 or more years ago ● Never

How much was the wage increase, on average?

366 Responses



● 1-3% ● 4-6% ● 7-9% ● 10% or more

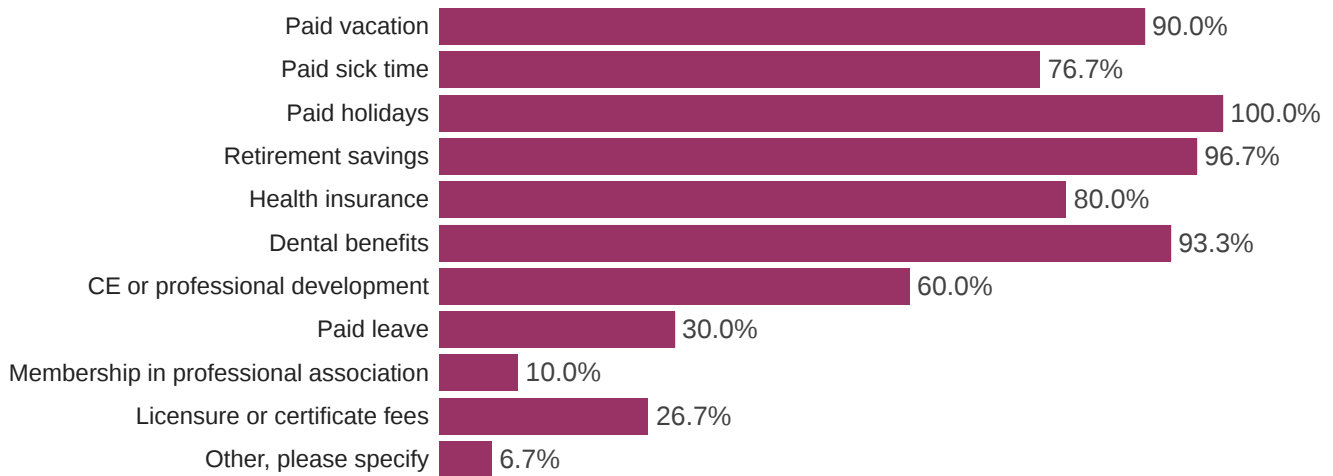
Current Employee Benefits

[Owner dentists] Which of the following benefits do you offer to your employees? (Select all that apply.)

BY DSO AFFILIATION

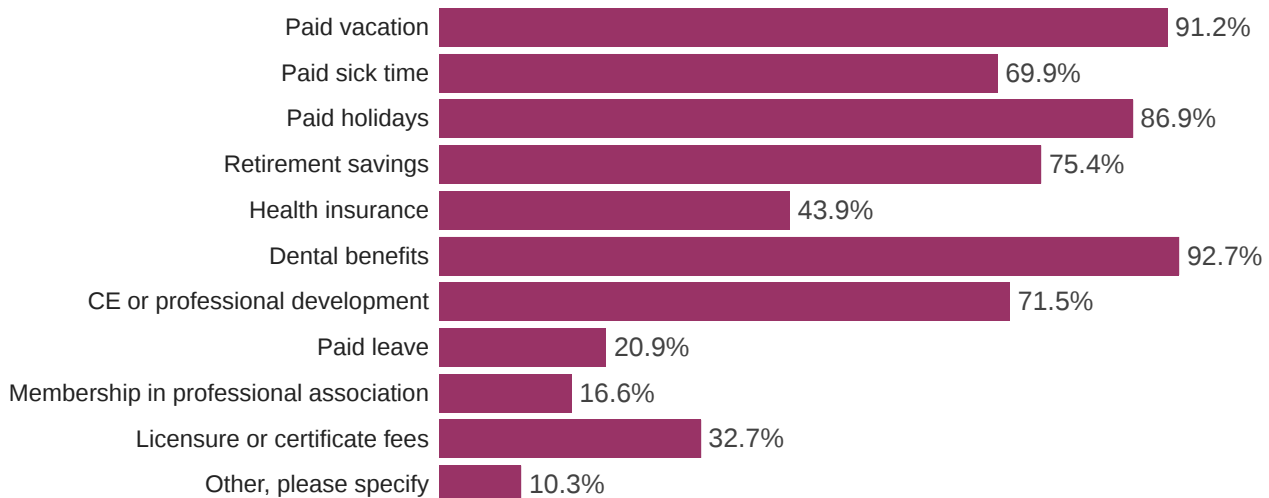
DSO

30 Responses



Non-DSO

1081 Responses

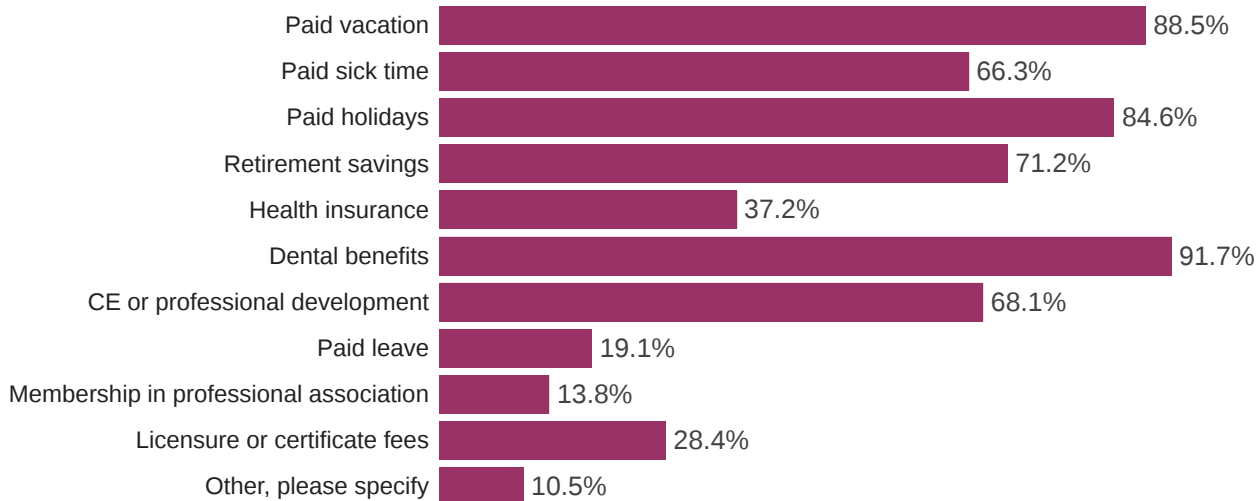


[Owner dentists] Which of the following benefits do you offer to your employees? (Select all that apply.) (continued)

BY PRACTICE SIZE

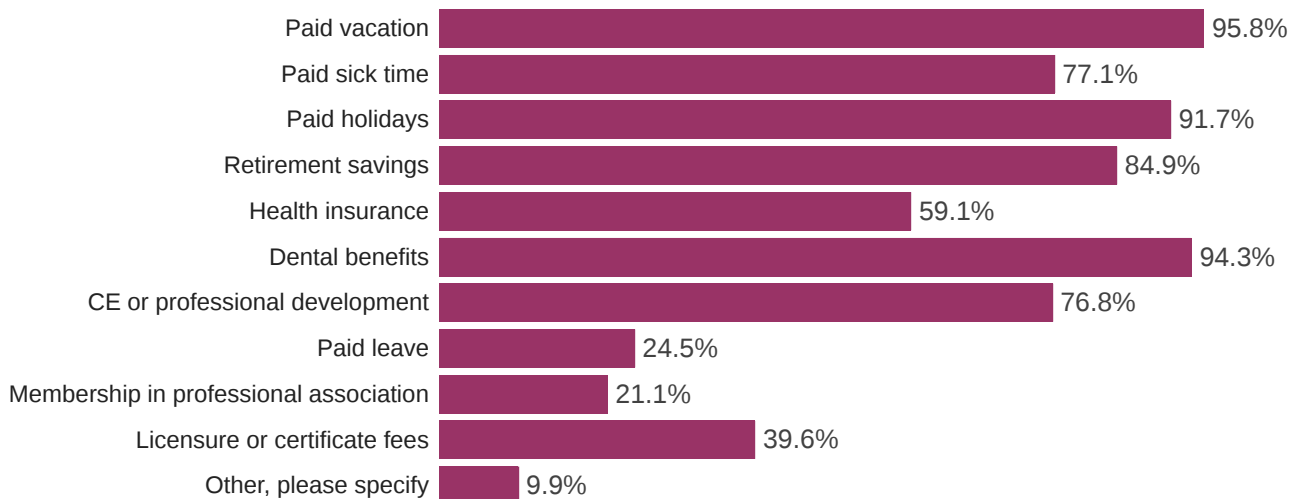
Solo dentists

712 Responses



2 to 9 dentists

384 Responses

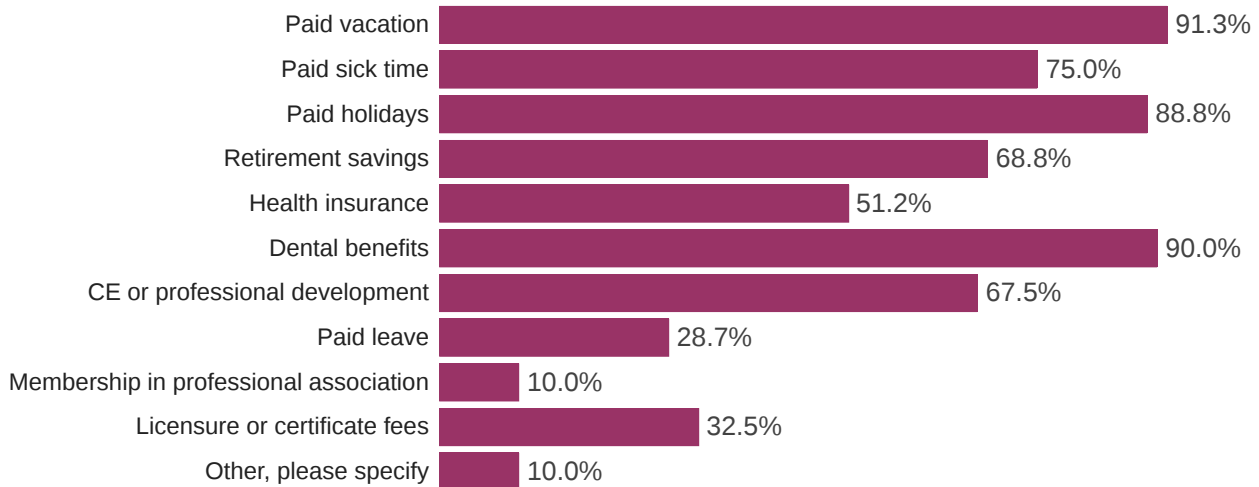


[Owner dentists] [Owner dentists] Which of the following benefits do you offer to your employees? (Select all that apply.) (continued)

BY GEOGRAPHY

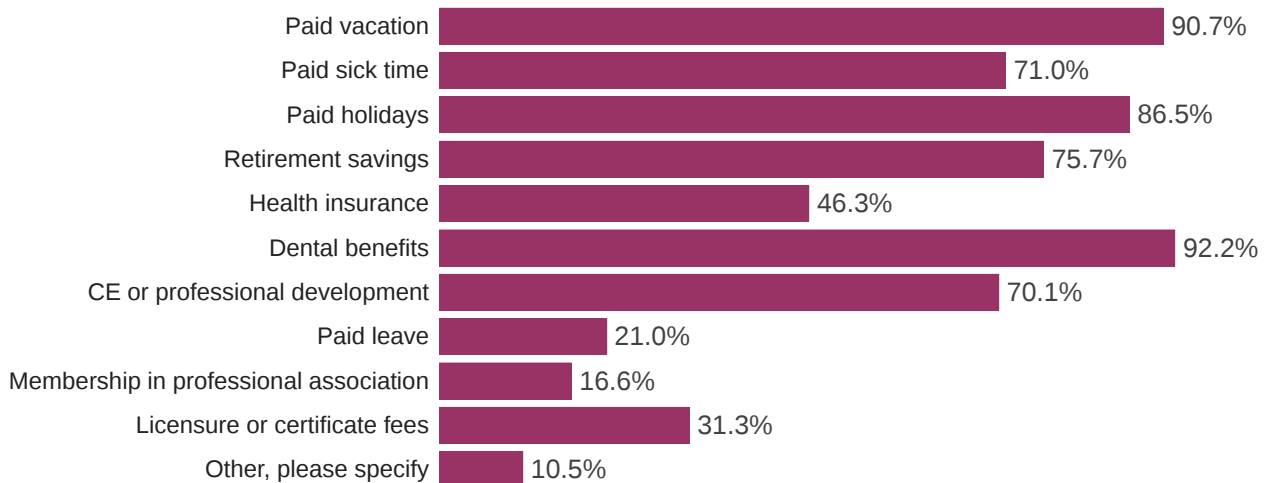
Top 20 cities

80 Responses



Other urban

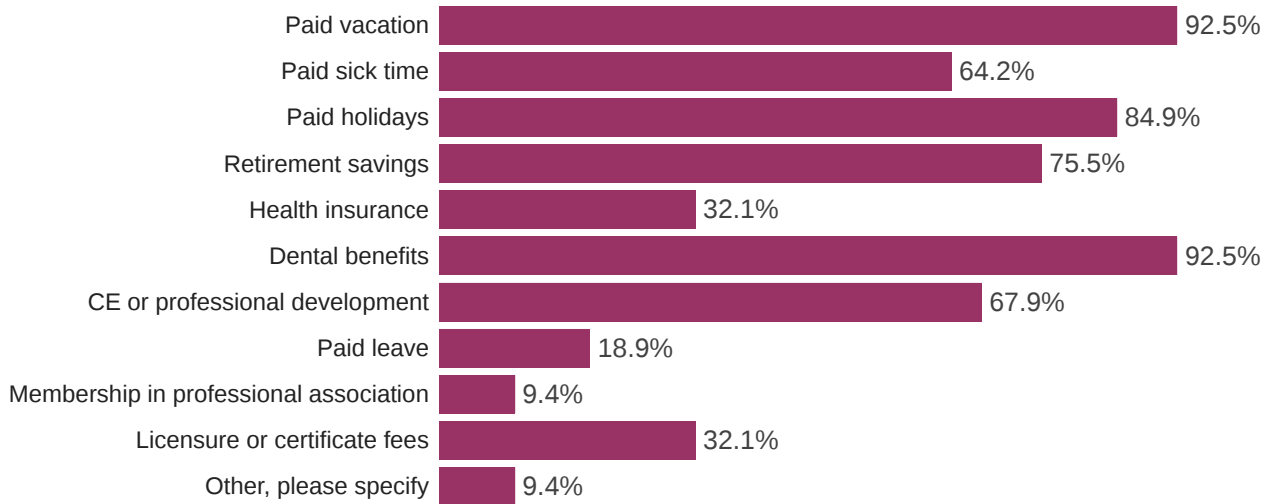
820 Responses



[Owner dentists] Which of the following benefits do you offer to your employees? (Select all that apply.) (continued)

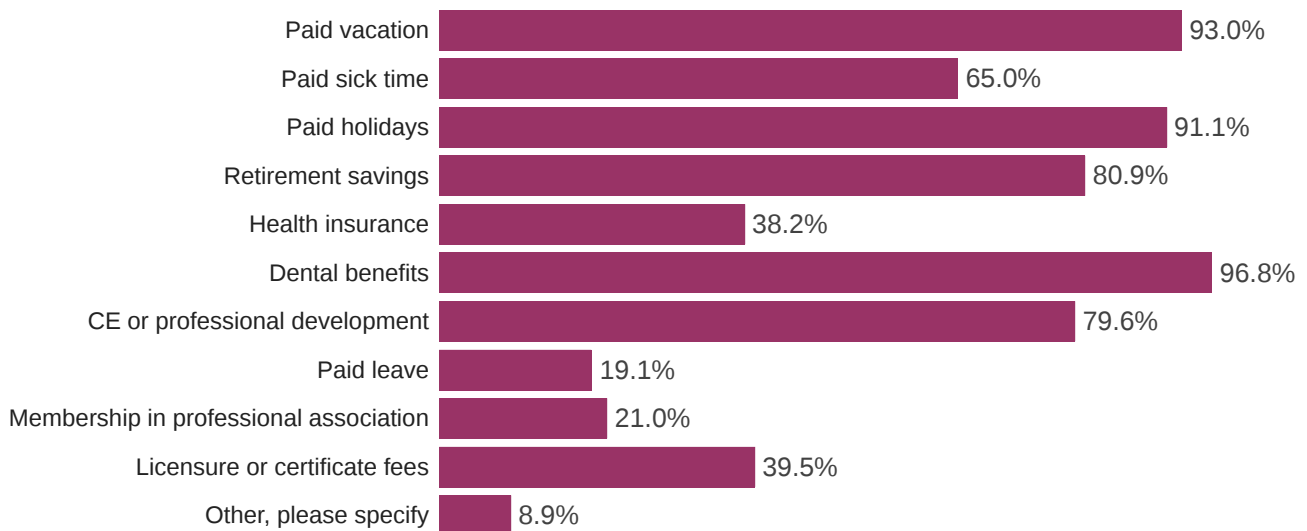
Suburban

53 Responses



Rural

157 Responses

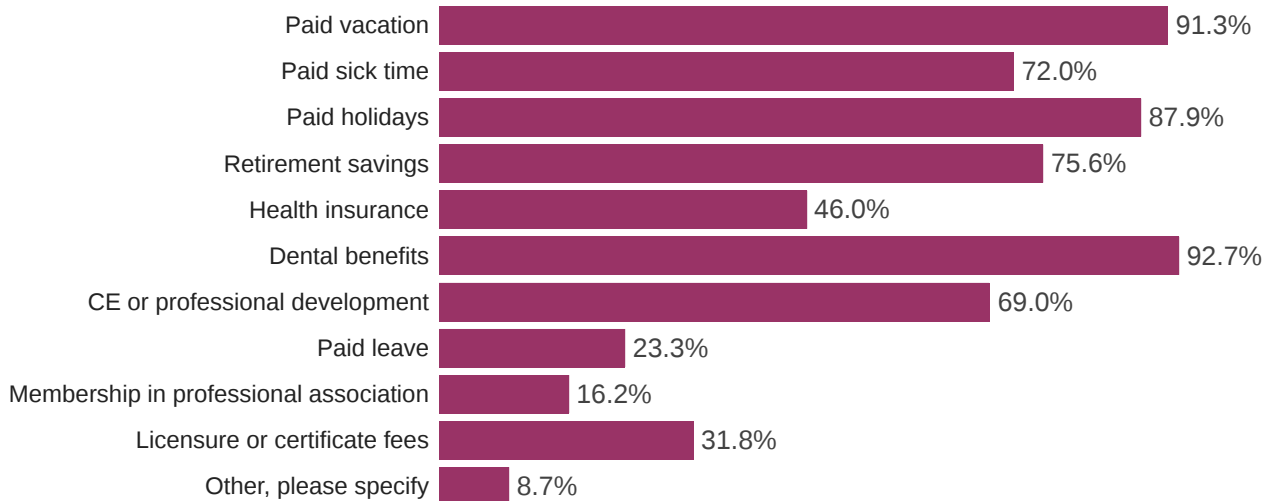


[Owner dentists] Which of the following benefits do you offer to your employees? (Select all that apply.) (continued)

BY SEX

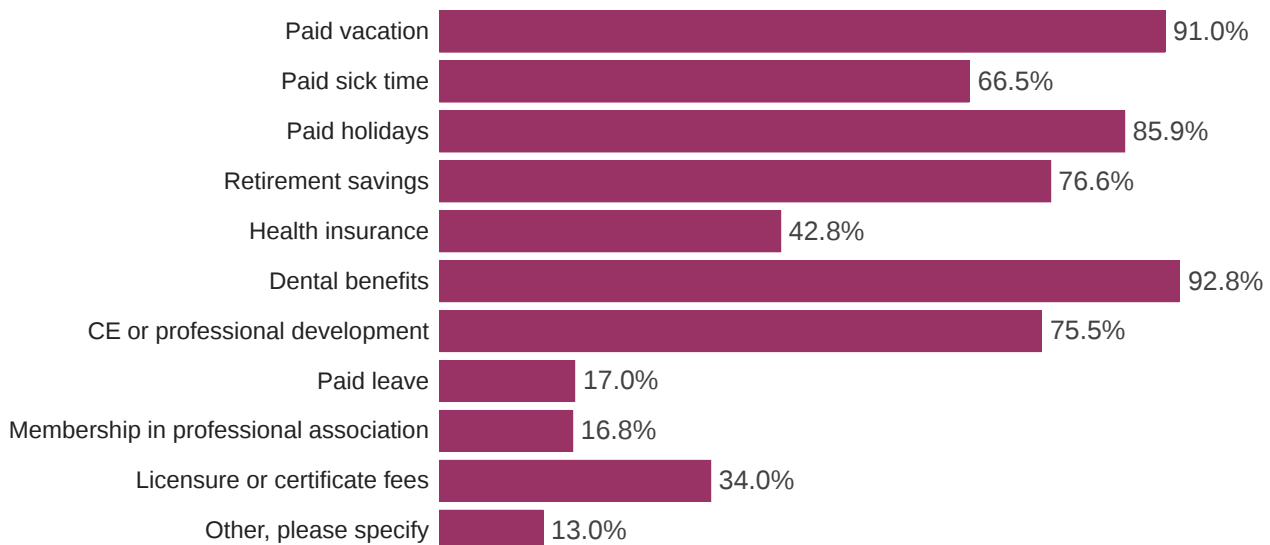
Male

735 Responses



Female

376 Responses



Number of Responses by Wave

Field	Responses
2022JAN	1,883
2022FEB	1,386
2022MAR	1,916
2022APR	1,423
2022MAY	1,389
2022JUN	1,203

Number of Responses by Group - Week of June 13

Ownership status	Choice Count
Owner dentist (i.e., sole owner, partner, or shareholder)	1,111
Employee dentist (nonowner)	45
Associate dentist (nonowner)	30
Independent contractor	16
Other, please specify	1

DSO Affiliation	Choice Count
DSO	55
Non-DSO	1,148

Practice Size	Choice Count
Solo dentists	719
2 to 9 dentists	461
Large group (10+ dentists)	22

Number of Responses by Group - Week of June 13 (continued)

Geography	Choice Count
Top 20 Cities	92
Other Urban	885
Suburban	56
Rural	169

Sex	Choice Count
Male	781
Female	422

Age	Choice Count
<35	30
35-44	220
45-54	294
55-64	396
65+	263

Race/Ethnicity	Choice Count
White or Caucasian	911
Asian	100
Latino or Hispanic	63
Black or African-American	16
Native Hawaiian or Pacific Islander	3
American Indian / Alaska Native	3
Other	25
Unknown	82