

## Table of Contents

	Page																																			
<b>About This Study</b>	2																																			
Results for the questions below are reported in two sections:																																				
<ul style="list-style-type: none"> <li><b>All Respondents Combined</b> includes overall results for all respondents.</li> <li><b>Select Breakout of Results</b> includes results by ownership status, DSO affiliation, practice size, geography, sex, years experience, age, &amp; race/ethnicity.</li> </ul>																																				
	<table border="1"> <thead> <tr> <th></th> <th style="text-align: right;">All Respondents Combined</th> <th style="text-align: right;">Select Breakouts of Results</th> </tr> </thead> <tbody> <tr> <td>Looking ahead to the next six months, how confident are you in the recovery of: (Your particular dental practice, The dental care sector in general, The U.S. economy)</td> <td style="text-align: right;">3</td> <td style="text-align: right;">9</td> </tr> <tr> <td>How full was your dental practice's appointment schedule last week?</td> <td style="text-align: right;">3</td> <td style="text-align: right;">17</td> </tr> <tr> <td>Which of the following factors prevented your dental practice's appointment schedule from reaching 100% last week? (Patient cancellations, Not enough patients making appointments, Trouble filling vacant staff positions, COVID safety protocols, Other)</td> <td style="text-align: right;">4</td> <td style="text-align: right;">17</td> </tr> <tr> <td>[Owners only] Currently, how many business days does the average <i>patient of record</i> have to wait for an appointment (excluding emergencies)?</td> <td style="text-align: right;">5</td> <td style="text-align: right;">33</td> </tr> <tr> <td>[Owners only] Currently, how many business days does the average <i>new patient</i> have to wait for an initial appointment (excluding emergencies)?</td> <td style="text-align: right;">5</td> <td style="text-align: right;">33</td> </tr> <tr> <td>Have you recently or are you currently recruiting any of the following positions in your dental practice? (Dental hygienists, Dental assistants, Dentists, Administrative staff)</td> <td style="text-align: right;">6</td> <td style="text-align: right;">40</td> </tr> <tr> <td>How challenging has it been to recruit the position(s) below? (Dental hygienists, Dental assistants, Dentists, Administrative staff)</td> <td style="text-align: right;">6</td> <td style="text-align: right;">40</td> </tr> <tr> <td>[Owner dentists] How many of each of the following positions in your practice are <i>currently filled</i>?</td> <td style="text-align: right;">7</td> <td style="text-align: right;">58</td> </tr> <tr> <td>[Owner dentists] How many <i>open positions</i> does your practice have right now in each of the following?</td> <td style="text-align: right;">7</td> <td style="text-align: right;">58</td> </tr> <tr> <td>[Owners dentists] In the next six months, how likely are you to do each of the following for your practice?</td> <td style="text-align: right;">8</td> <td style="text-align: right;">64</td> </tr> <tr> <td><b>Number of Responses by Wave/by Group</b></td> <td style="text-align: right;">71</td> </tr> </tbody> </table>		All Respondents Combined	Select Breakouts of Results	Looking ahead to the next six months, how confident are you in the recovery of: (Your particular dental practice, The dental care sector in general, The U.S. economy)	3	9	How full was your dental practice's appointment schedule last week?	3	17	Which of the following factors prevented your dental practice's appointment schedule from reaching 100% last week? (Patient cancellations, Not enough patients making appointments, Trouble filling vacant staff positions, COVID safety protocols, Other)	4	17	[Owners only] Currently, how many business days does the average <i>patient of record</i> have to wait for an appointment (excluding emergencies)?	5	33	[Owners only] Currently, how many business days does the average <i>new patient</i> have to wait for an initial appointment (excluding emergencies)?	5	33	Have you recently or are you currently recruiting any of the following positions in your dental practice? (Dental hygienists, Dental assistants, Dentists, Administrative staff)	6	40	How challenging has it been to recruit the position(s) below? (Dental hygienists, Dental assistants, Dentists, Administrative staff)	6	40	[Owner dentists] How many of each of the following positions in your practice are <i>currently filled</i> ?	7	58	[Owner dentists] How many <i>open positions</i> does your practice have right now in each of the following?	7	58	[Owners dentists] In the next six months, how likely are you to do each of the following for your practice?	8	64	<b>Number of Responses by Wave/by Group</b>	71
	All Respondents Combined	Select Breakouts of Results																																		
Looking ahead to the next six months, how confident are you in the recovery of: (Your particular dental practice, The dental care sector in general, The U.S. economy)	3	9																																		
How full was your dental practice's appointment schedule last week?	3	17																																		
Which of the following factors prevented your dental practice's appointment schedule from reaching 100% last week? (Patient cancellations, Not enough patients making appointments, Trouble filling vacant staff positions, COVID safety protocols, Other)	4	17																																		
[Owners only] Currently, how many business days does the average <i>patient of record</i> have to wait for an appointment (excluding emergencies)?	5	33																																		
[Owners only] Currently, how many business days does the average <i>new patient</i> have to wait for an initial appointment (excluding emergencies)?	5	33																																		
Have you recently or are you currently recruiting any of the following positions in your dental practice? (Dental hygienists, Dental assistants, Dentists, Administrative staff)	6	40																																		
How challenging has it been to recruit the position(s) below? (Dental hygienists, Dental assistants, Dentists, Administrative staff)	6	40																																		
[Owner dentists] How many of each of the following positions in your practice are <i>currently filled</i> ?	7	58																																		
[Owner dentists] How many <i>open positions</i> does your practice have right now in each of the following?	7	58																																		
[Owners dentists] In the next six months, how likely are you to do each of the following for your practice?	8	64																																		
<b>Number of Responses by Wave/by Group</b>	71																																			

## About This Study

To better understand the economic and operational conditions in dental practices and public health clinics over time, and to measure the impact of the COVID-19 pandemic and other emerging issues in dentistry, the ADA Health Policy Institute launched a tracking poll in January 2022. For the initial wave over the week of January 17, 2022, we invited nearly 80,000 dentists from across the U.S. to join a panel in which they will complete a survey once a month; over 3,000 have opted to participate. The number of respondents in each wave, along with the number of responses in each reporting category in the current wave, can be found at the end of this report.

Below are the results from the latest wave of this study, the week of May 15, 2023 for dentists working in private dental practices. The report includes breakouts by ownership status, DSO affiliation, practice size, geographic location, sex, age group, and race/ethnicity. Unless noted otherwise, charts reflect the results from the latest wave of data collection. **Please note that we only include graphics representing at least 30 responses.** Because of this, we were not able to include results for respondents in the following categories: under age 35, large group (10+ dentists) and Black. The number of respondents by demographics can be found at the end of this report.

This report was published in May 2023 by the American Dental Association's Health Policy Institute.

211 E. Chicago Avenue  
Chicago, Illinois 60611

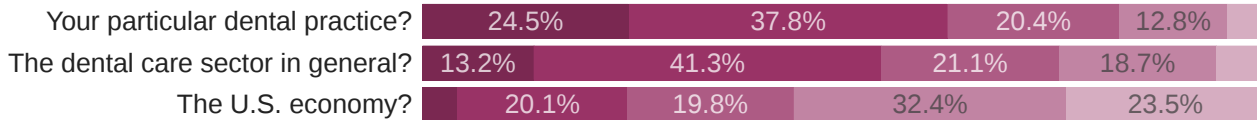
[hpi@ada.org](mailto:hpi@ada.org)

For more information on other publications, products and services, please visit our website, [ADA.org/HPI](https://ADA.org/HPI).

**All Respondents**

**Looking ahead to the next six months, how confident are you in the recovery of:**

1000 Responses



- Very confident
- Somewhat confident
- Neither confident nor skeptical
- Somewhat skeptical
- Very skeptical

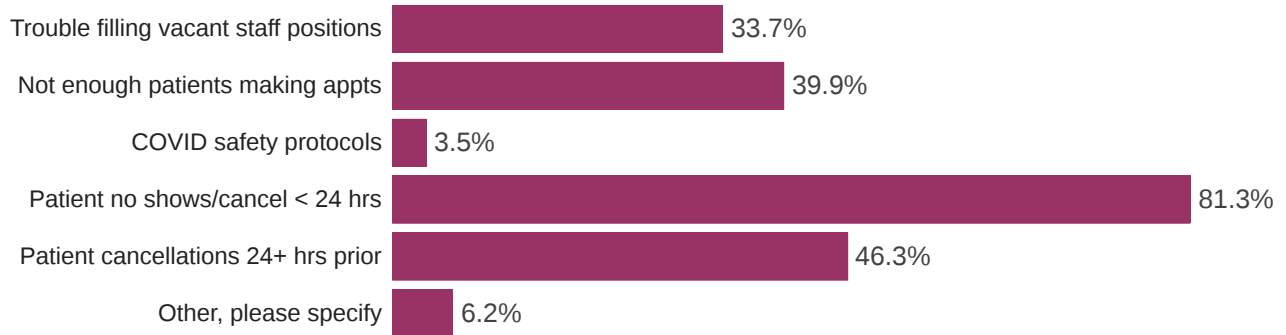
**How full was your dental practice's appointment schedule last week?**



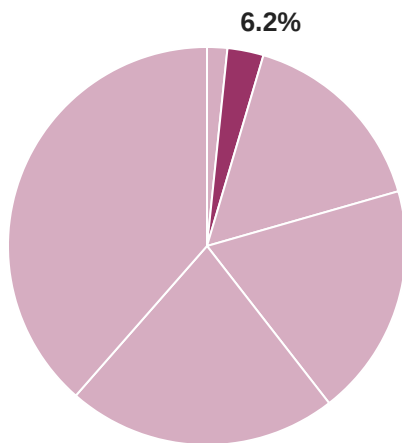
- Mean % of appointment schedule filled

**Which of the following factors prevented your dental practice’s appointment schedule from reaching 100% last week? (Select all that apply.)**

807 Responses



50 respondents (6.2%) selected "other, please specify." Their responses are categorized below.

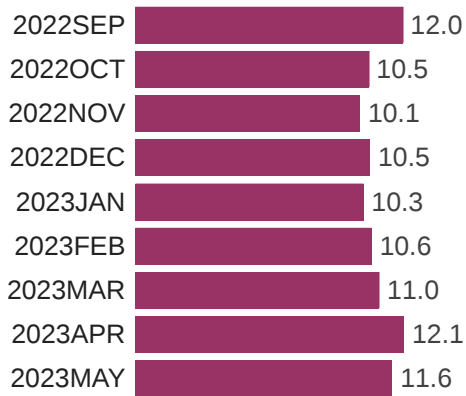


Other, please specify:

	Percentage of Responses
STAFF OUT WITH COVID/QUARANTINE/OTHER ILLNESS	20.0%
END OF SCHOOL / SEASONAL SLOWDOWN	16.0%
STAFF OUT ON VACATION / LEAVE	14.0%
DROPPED DENTAL PLAN / LOW REIMBURSEMENT / INSURANCE ISSUES	10.0%
HAPPY WITH CURRENT VOLUME	8.0%
BAD ECONOMIC CONDITIONS	8.0%
INEXPERIENCED / INEFFICIENT STAFF	6.0%
PATIENTS POSTPONING TREATMENT DUE TO COST	4.0%
PROFESSIONAL DEVELOPMENT / ATTENDING DENTAL MEETINGS	2.0%
PATIENT FEAR/HESITANCY TO VISIT DENTIST	2.0%
MISCELLANEOUS	10.0%

**Currently, how many business days does the average *patient of record* have to wait for an appointment (excluding emergencies)?**

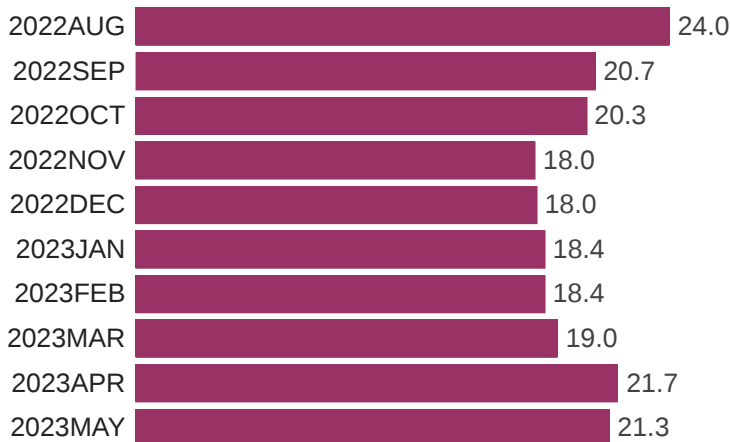
9132 Responses



● Mean number of days

**Currently, how many business days does the average *new patient* have to wait for an initial appointment (excluding emergencies)?**

10260 Responses



● Mean number of days

**Have you recently or are you currently recruiting any of the following positions in your dental practice?**

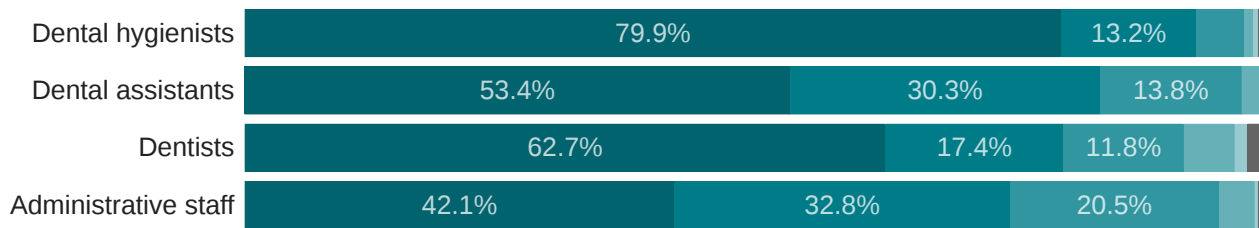
1000 Responses



● Yes ● No ● Not sure

**How challenging has it been to recruit the position(s) below?**

662 Responses



● Extremely challenging ● Very challenging ● Moderately challenging ● Slightly challenging  
● Not challenging at all ● Not sure/Not applicable

**[Owner dentists] How many of each of the following positions in your practice are currently filled?**

**May 2022**

Filled positions (FTE)	Mean	Responses
Dental hygienists	1.8	1268
Dental assistants	2.6	1279

**May 2023**

Filled positions (FTE)	Mean	Responses
Dental hygienists	1.8	904
Dental assistants	2.6	908

**[Owner dentists] How many open positions does your practice have right now in each of the following?**

**May 2022**

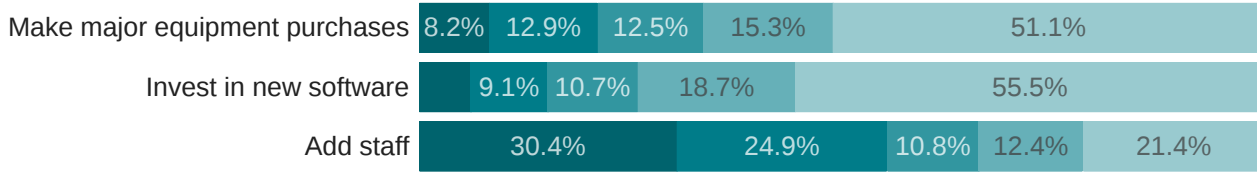
Open positions (FTE)	Mean	Responses
Dental hygienists	0.5	1279
Dental assistants	0.6	1283

**May 2023**

Open positions (FTE)	Mean	Responses
Dental hygienists	0.4	906
Dental assistants	0.4	907

**In the next six months, how likely are you to do each of the following for your practice?**

910 Responses



● Very likely ● Somewhat likely ● Neither likely nor unlikely ● Somewhat unlikely ● Very unlikely

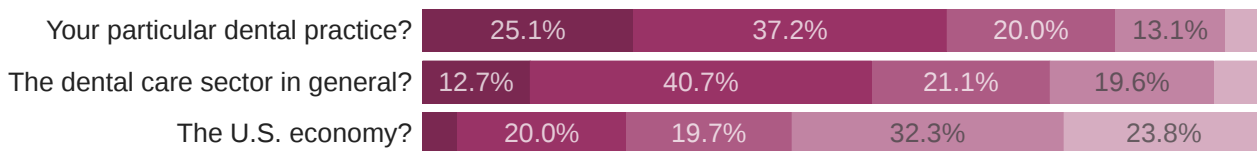


**Economic Confidence**

**BY OWNERSHIP STATUS**

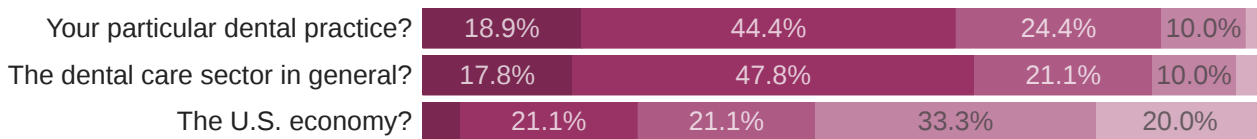
Looking ahead to the next six months, how confident are you in the recovery of:

**Owner**



- Very confident
- Somewhat confident
- Neither confident nor skeptical
- Somewhat skeptical
- Very skeptical

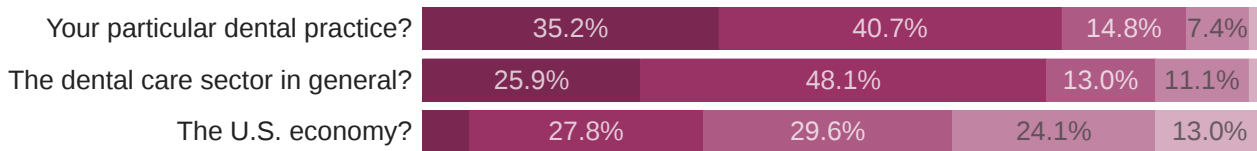
**Non-owner**



**BY DSO AFFILIATION**

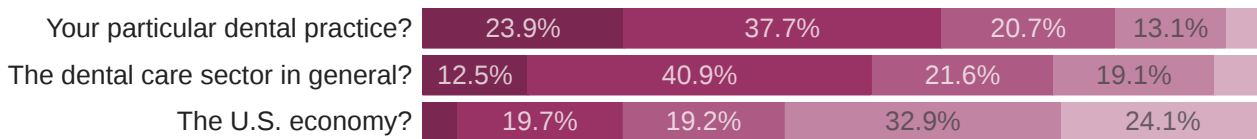
Looking ahead to the next six months, how confident are you in the recovery of:

**DSO**



- Very confident
- Somewhat confident
- Neither confident nor skeptical
- Somewhat skeptical
- Very skeptical

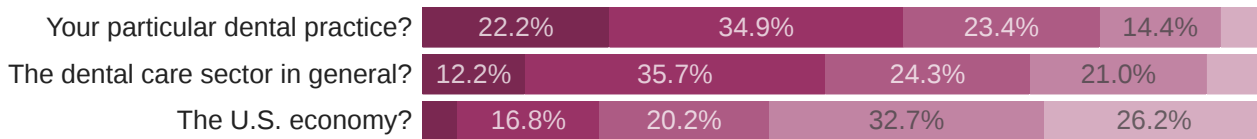
**Non-DSO**



**BY PRACTICE SIZE**

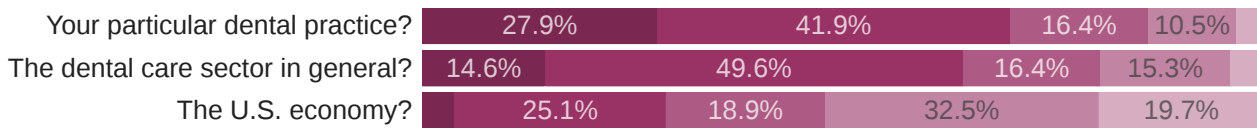
Looking ahead to the next six months, how confident are you in the recovery of:

**Solo dentists**



- Very confident
- Somewhat confident
- Neither confident nor skeptical
- Somewhat skeptical
- Very skeptical

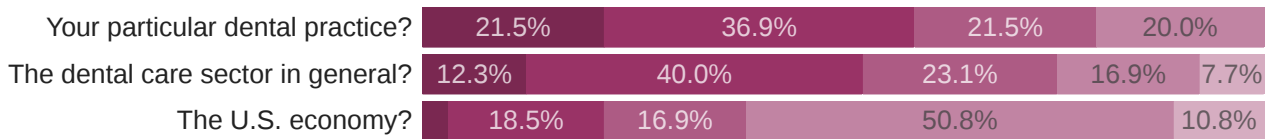
**2 to 9 dentists**



**BY GEOGRAPHY**

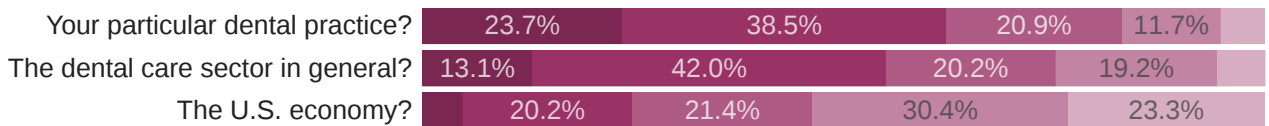
Looking ahead to the next six months, how confident are you in the recovery of:

**Top 20 cities**

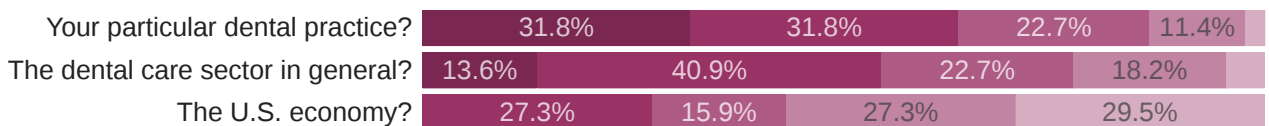


- Very confident
- Somewhat confident
- Neither confident nor skeptical
- Somewhat skeptical
- Very skeptical

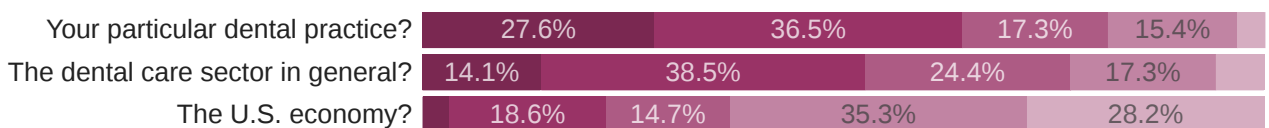
**Other urban**



**Suburban**



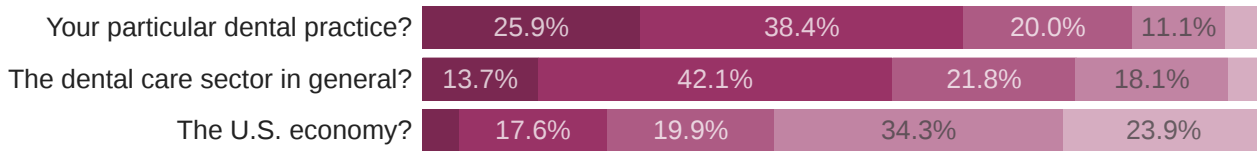
**Rural**



**BY SEX**

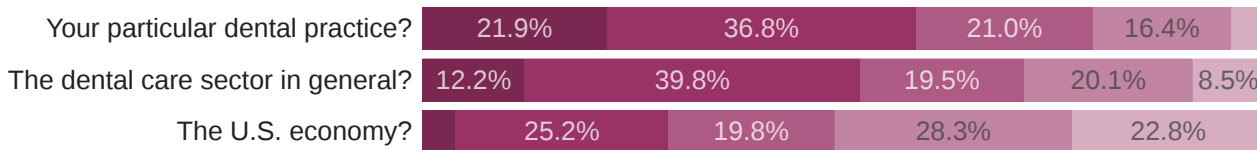
Looking ahead to the next six months, how confident are you in the recovery of:

**Male**



- Very confident
- Somewhat confident
- Neither confident nor skeptical
- Somewhat skeptical
- Very skeptical

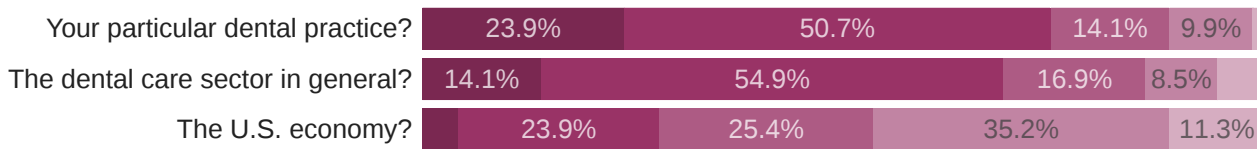
**Female**



**BY YEARS EXPERIENCE**

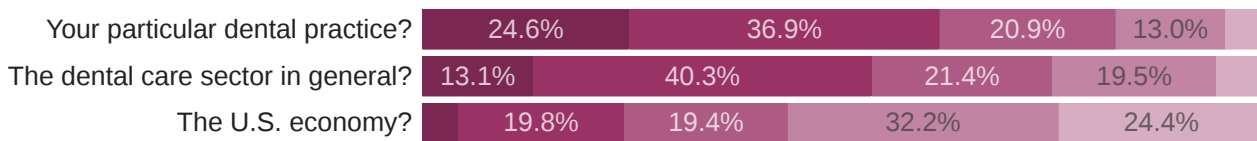
Looking ahead to the next six months, how confident are you in the recovery of:

**New dentists (graduated 2013 - 2022)**



- Very confident
- Somewhat confident
- Neither confident nor skeptical
- Somewhat skeptical
- Very skeptical

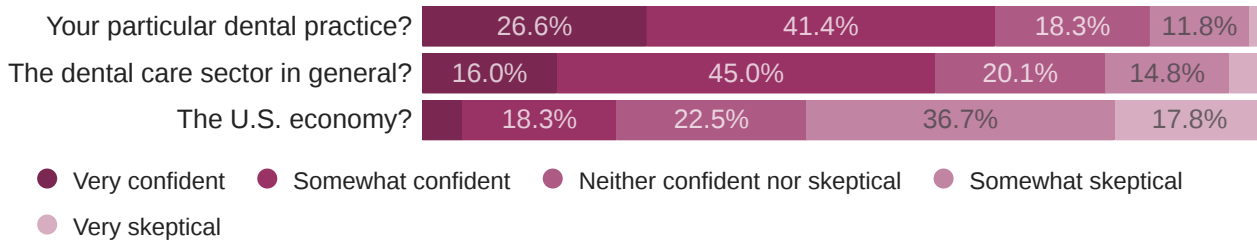
**Established dentists (graduated before 2013)**



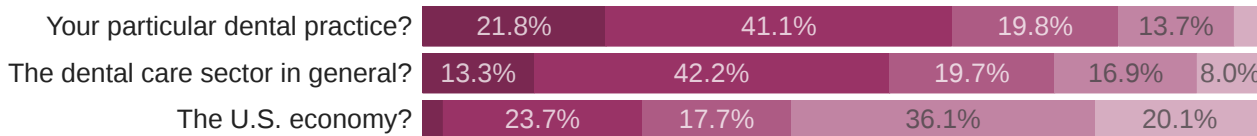
**BY AGE GROUP**

Looking ahead to the next six months, how confident are you in the recovery of:

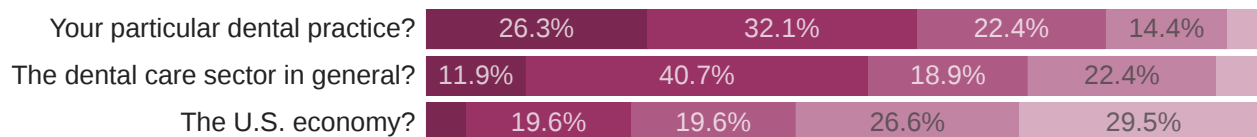
**35 to 44**



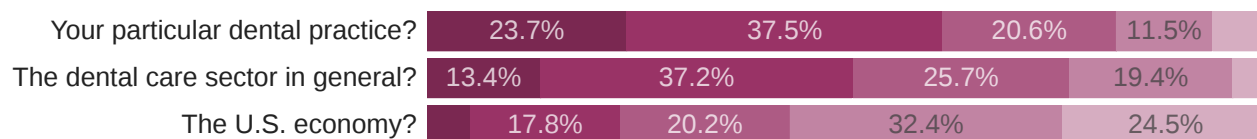
**45 to 54**



**55 to 64**



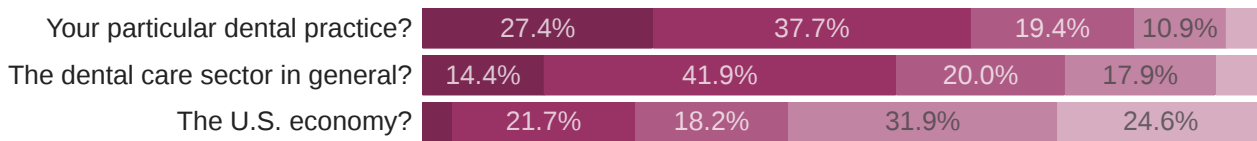
**65 or older**



**BY RACE/ETHNICITY**

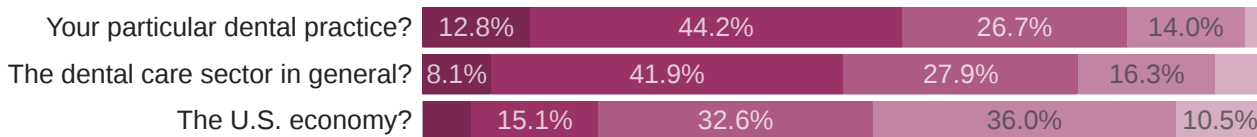
Looking ahead to the next six months, how confident are you in the recovery of:

**White**

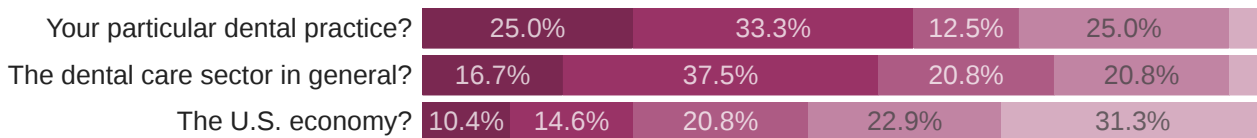


- Very confident
- Somewhat confident
- Neither confident nor skeptical
- Somewhat skeptical
- Very skeptical

**Asian**



**Hispanic**





## Appointment Schedule

### BY OWNERSHIP STATUS

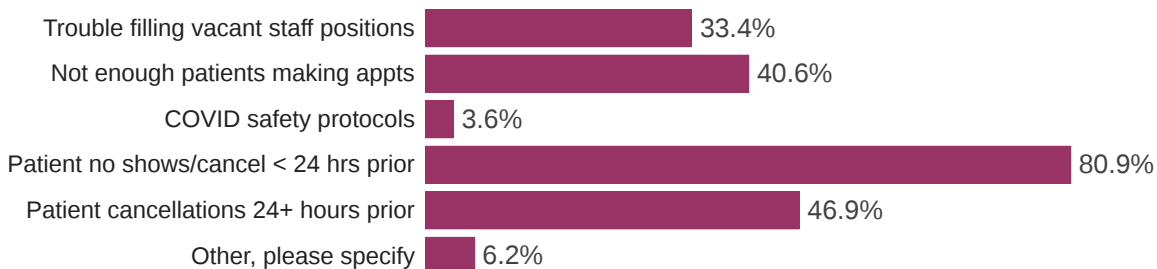
#### Owner

How full was your dental practice's appointment schedule last week?



● Mean % of schedule filled

Which of the following factors prevented your dental practice's appointment schedule from reaching 100% last week? (Select all that apply.)



**BY OWNERSHIP STATUS (continued)**

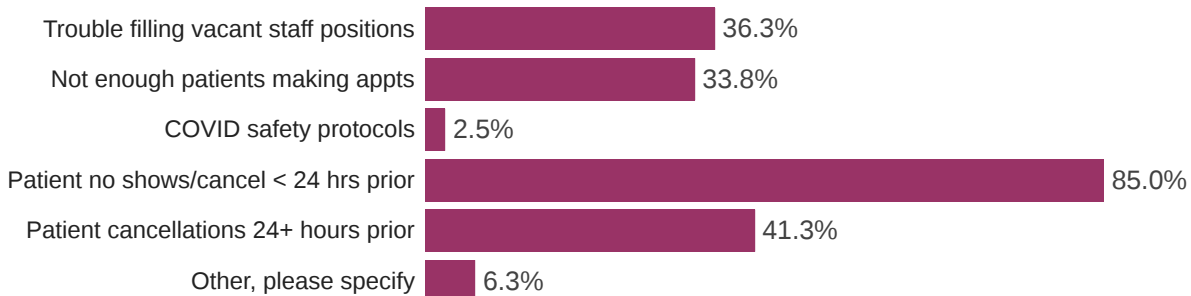
**Non-owner**

**How full was your dental practice's appointment schedule last week?**



● Mean % of schedule filled

**Which of the following factors prevented your dental practice's appointment schedule from reaching 100% last week? (Select all that apply.)**



**BY DSO AFFILIATION**

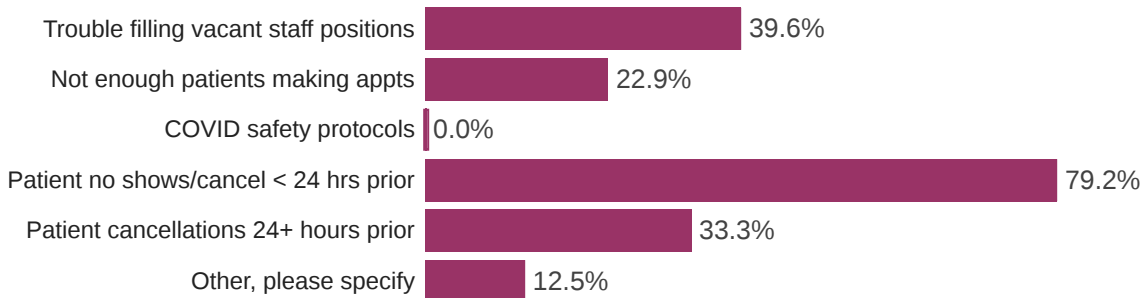
**DSO**

**How full was your dental practice's appointment schedule last week?**



● Mean % of schedule filled

**Which of the following factors prevented your dental practice's appointment schedule from reaching 100% last week? (Select all that apply.)**



**BY DSO AFFILIATION (continued)**

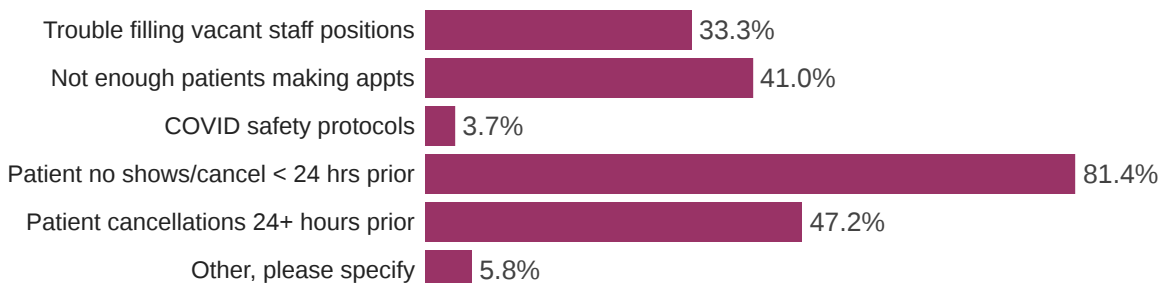
**Non-DSO**

**How full was your dental practice's appointment schedule last week?**



● Mean % of schedule filled

**Which of the following factors prevented your dental practice's appointment schedule from reaching 100% last week? (Select all that apply.)**



**BY PRACTICE SIZE**

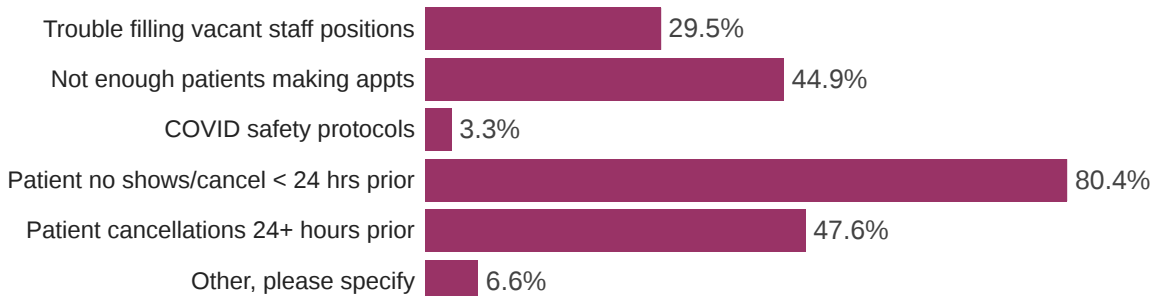
**Solo dentists**

**How full was your dental practice's appointment schedule last week?**



● Mean % of schedule filled

**Which of the following factors prevented your dental practice's appointment schedule from reaching 100% last week? (Select all that apply.)**



**BY PRACTICE SIZE (continued)**

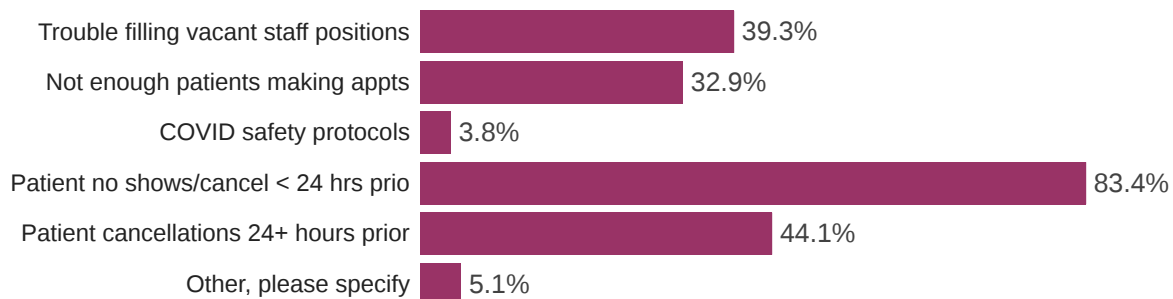
**2 to 9 dentists**

**How full was your dental practice's appointment schedule last week?**



● Mean % of schedule filled

**Which of the following factors prevented your dental practice's appointment schedule from reaching 100% last week? (Select all that apply.)**



**BY GEOGRAPHY**

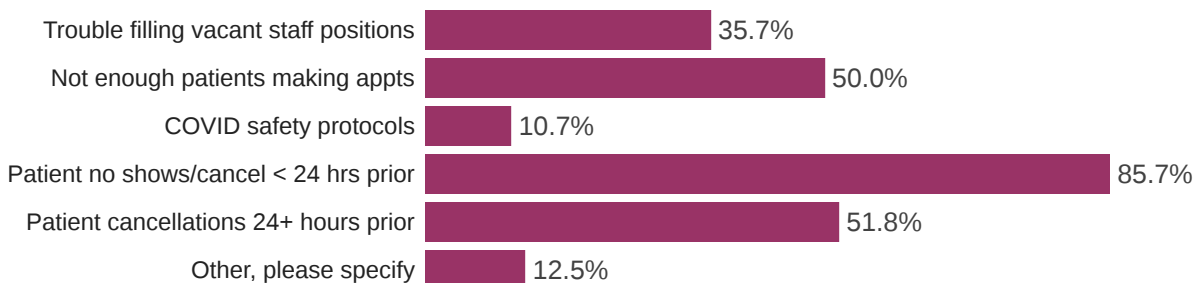
**Top 20 cities**

**How full was your dental practice's appointment schedule last week?**



● Mean % of schedule filled

**Which of the following factors prevented your dental practice's appointment schedule from reaching 100% last week? (Select all that apply.)**



**BY GEOGRAPHY (continued)**

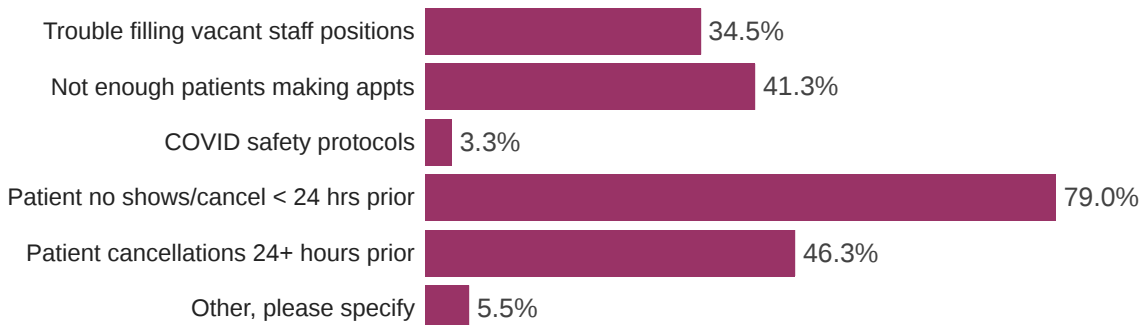
**Other Urban**

**How full was your dental practice's appointment schedule last week?**



● Mean % of schedule filled

**Which of the following factors prevented your dental practice's appointment schedule from reaching 100% last week? (Select all that apply.)**





**BY GEOGRAPHY (continued)**

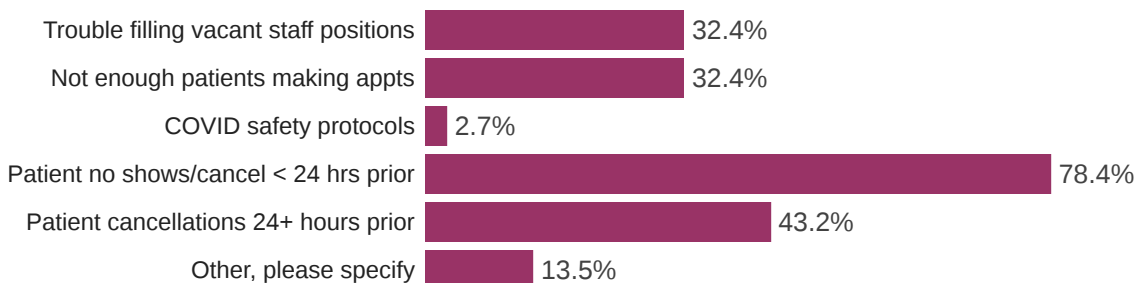
**Suburban**

**How full was your dental practice's appointment schedule last week?**



● Mean % of schedule filled

**Which of the following factors prevented your dental practice's appointment schedule from reaching 100% last week? (Select all that apply.)**



**BY GEOGRAPHY (continued)**

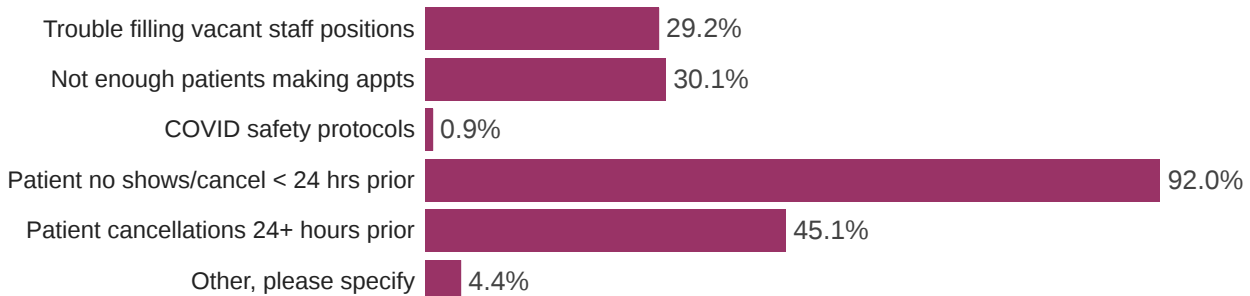
**Rural**

**How full was your dental practice's appointment schedule last week?**



● Mean % of schedule filled

**Which of the following factors prevented your dental practice's appointment schedule from reaching 100% last week? (Select all that apply.)**



**BY SEX**

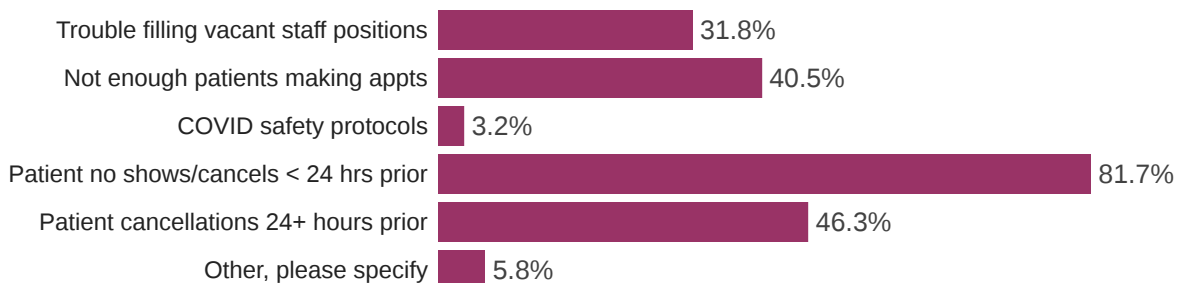
**Male**

**How full was your dental practice's appointment schedule last week?**



● Mean % of schedule filled

**Which of the following factors prevented your dental practice's appointment schedule from reaching 100% last week? (Select all that apply.)**



**BY SEX (continued)**

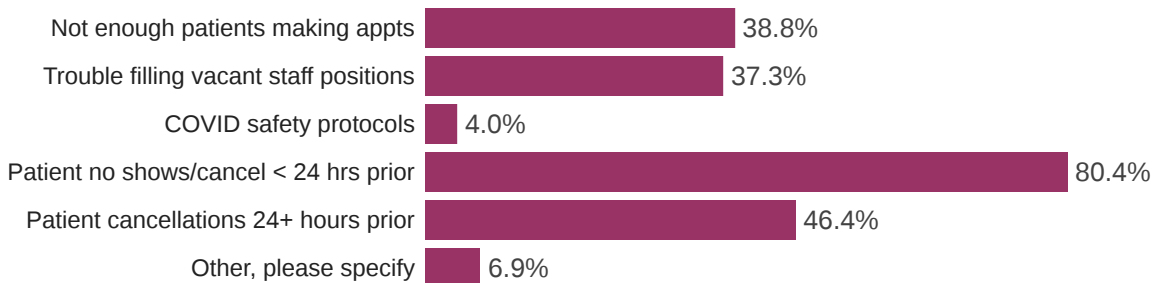
**Female**

**How full was your dental practice's appointment schedule last week?**



● Mean % of schedule filled

**Which of the following factors prevented your dental practice's appointment schedule from reaching 100% last week? (Select all that apply.)**



**BY YEARS EXPERIENCE**

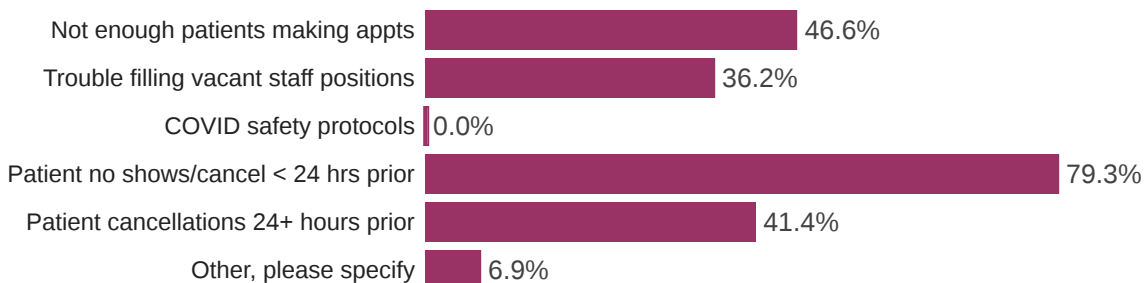
**New dentists (graduated 2013 - 2022)**

**How full was your dental practice's appointment schedule last week?**



● Mean % of schedule filled

**Which of the following factors prevented your dental practice's appointment schedule from reaching 100% last week? (Select all that apply.)**



**BY YEARS EXPERIENCE (continued)**

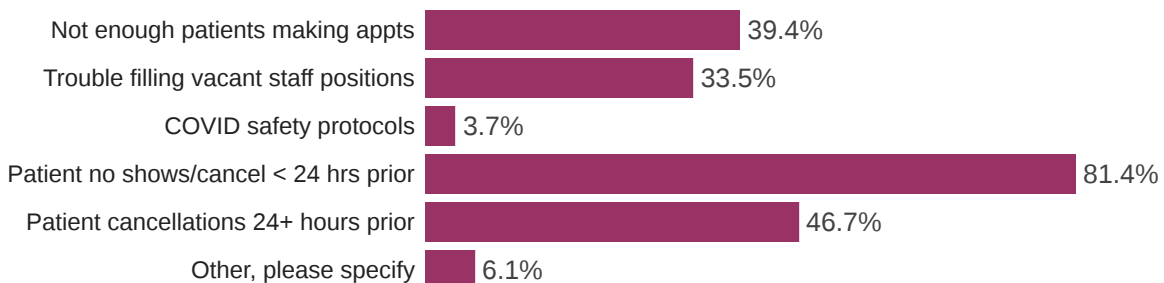
**Established dentists (graduated before 2013)**

**How full was your dental practice's appointment schedule last week?**



● Mean % of schedule filled

**Which of the following factors prevented your dental practice's appointment schedule from reaching 100% last week? (Select all that apply.)**



**BY AGE**

**How full was your dental practice's appointment schedule last week?**



● Mean % of schedule filled

**Which of the following factors prevented your dental practice's appointment schedule from reaching 100% last week? (Select all that apply.)**

Field	Trouble filling vacant staff positions	Not enough patients trying to make appointments	COVID safety protocols are limiting the capacity	Patient no shows/cancellations < 24 hrs	Patient cancellations 24+ hours prior	Other, please specify
35-44	38.3%	40.6%	1.6%	85.2%	49.2%	5.5%
45-54	32.8%	36.9%	2.5%	84.8%	50.5%	7.1%
55-64	31.2%	37.3%	3.8%	81.7%	41.1%	3.8%
65+	36.0%	44.8%	5.4%	73.9%	47.3%	8.9%

**BY RACE/ETHNICITY**

**How full was your dental practice's appointment schedule last week?**



**Which of the following factors prevented your dental practice's appointment schedule from reaching 100% last week? (Select all that apply.)**

Field	Trouble filling vacant staff positions	Not enough patients trying to make appointments	COVID safety protocols are limiting the capacity	Patient no shows/cancellations < 24 hrs	Patient cancellations 24+ hours prior	Other, please specify
White	33.3%	37.8%	2.4%	82.0%	44.8%	5.8%
Asian	36.1%	47.2%	9.7%	72.2%	52.8%	5.6%
Hispanic	25.7%	54.3%	8.6%	91.4%	57.1%	2.9%



### Patient Wait Times

#### BY DSO AFFILIATION

[Owners only] Currently, how many business days does the average *patient of record* have to wait for an appointment (excluding emergencies)?



● Mean number of days

[Owners only] Currently, how many business days does the average *new patient* have to wait for an initial appointment (excluding emergencies)?



● Mean number of days

BY PRACTICE SIZE

[Owners only] Currently, how many business days does the average *patient of record* have to wait for an appointment (excluding emergencies)?



● Mean number of days

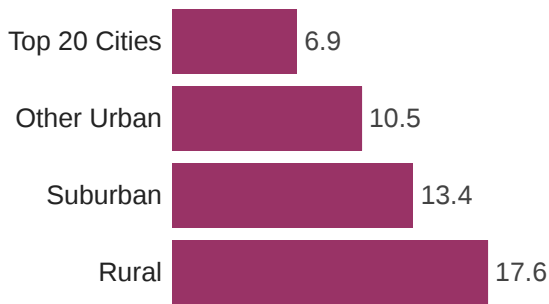
[Owners only] Currently, how many business days does the average *new patient* have to wait for an initial appointment (excluding emergencies)?



● Mean number of days

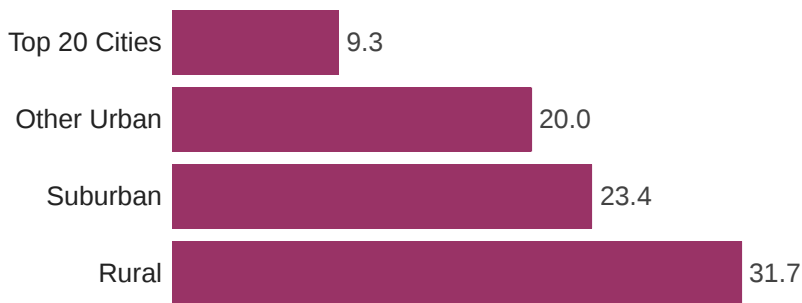
BY GEOGRAPHY

[Owners only] Currently, how many business days does the average *patient of record* have to wait for an appointment (excluding emergencies)?



● Mean number of days

[Owners only] Currently, how many business days does the average *new patient* have to wait for an initial appointment (excluding emergencies)?



● Mean number of days

BY SEX

[Owners only] Currently, how many business days does the average *patient of record* have to wait for an appointment (excluding emergencies)?



● Mean number of days

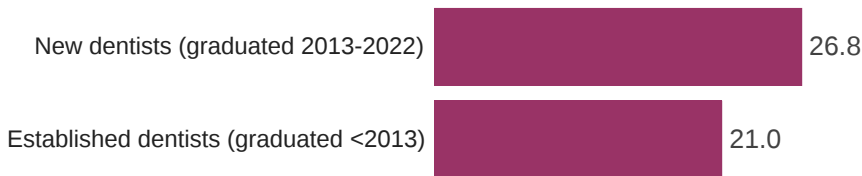
[Owners only] Currently, how many business days does the average *new patient* have to wait for an initial appointment (excluding emergencies)?



● Mean number of days

**BY YEARS EXPERIENCE**

**[Owners only] Currently, how many business days does the average *new patient* have to wait for an initial appointment (excluding emergencies)?**



● Mean number of days

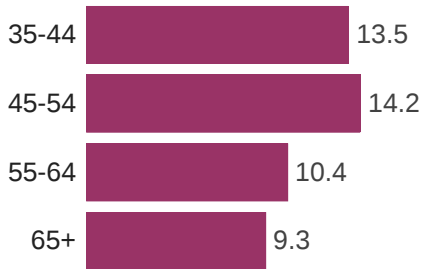
**[Owners only] Currently, how many business days does the average *patient of record* have to wait for an appointment (excluding emergencies)?**



● Mean number of days

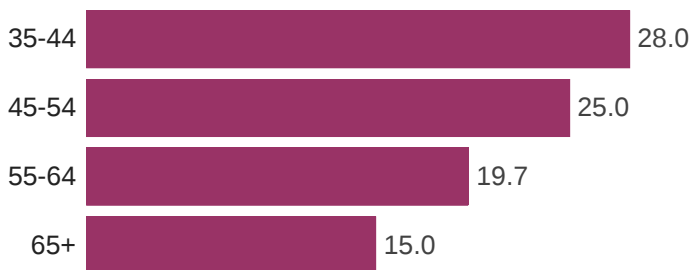
BY AGE GROUP

[Owners only] Currently, how many business days does the average *patient of record* have to wait for an appointment (excluding emergencies)?



● Mean number of days

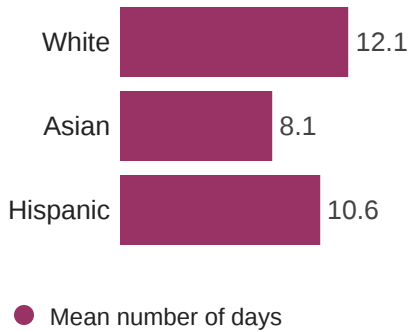
[Owners only] Currently, how many business days does the average *new patient* have to wait for an initial appointment (excluding emergencies)?



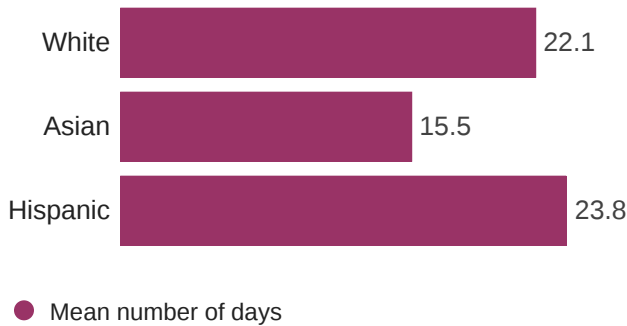
● Mean number of days

BY RACE / ETHNICITY

[Owners only] Currently, how many business days does the average *patient of record* have to wait for an appointment (excluding emergencies)?



[Owners only] Currently, how many business days does the average *new patient* have to wait for an initial appointment (excluding emergencies)?



## Staff Recruitment

### BY OWNERSHIP STATUS

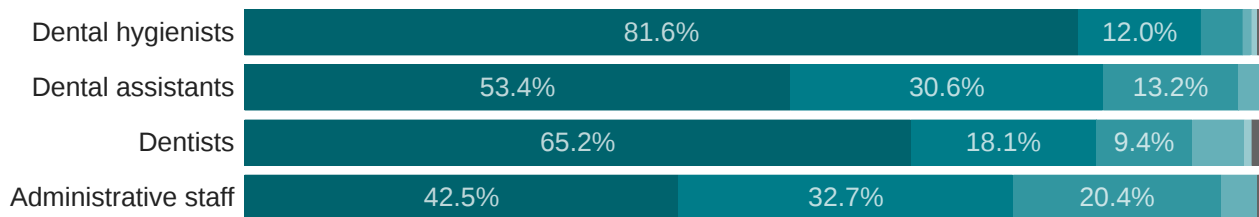
#### Owner dentists

Have you recently or are you currently recruiting any of the following positions in your dental practice?



● Yes ● No ● Not sure

### How challenging has it been to recruit the position(s) below?



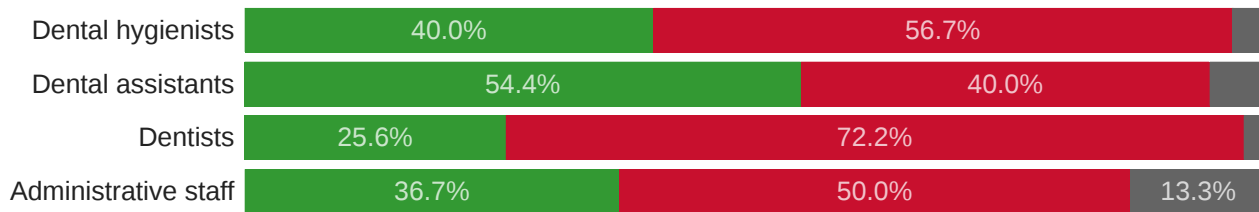
● Extremely challenging ● Very challenging ● Moderately challenging ● Slightly challenging  
● Not challenging at all ● Not sure/Not applicable



**BY OWNERSHIP STATUS (continued)**

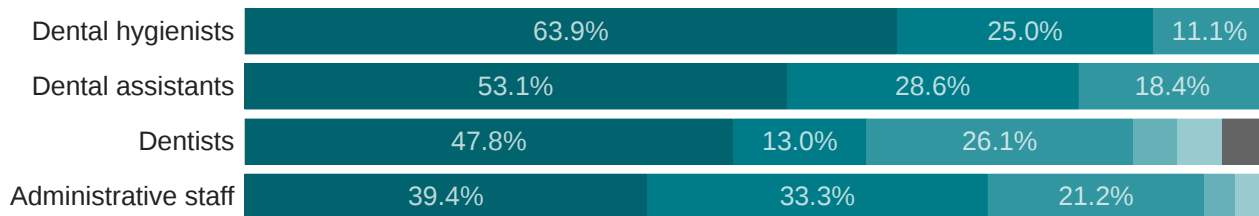
**Non-owner dentists**

**Have you recently or are you currently recruiting any of the following positions in your dental practice?**



● Yes ● No ● Not sure

**How challenging has it been to recruit the position(s) below?**

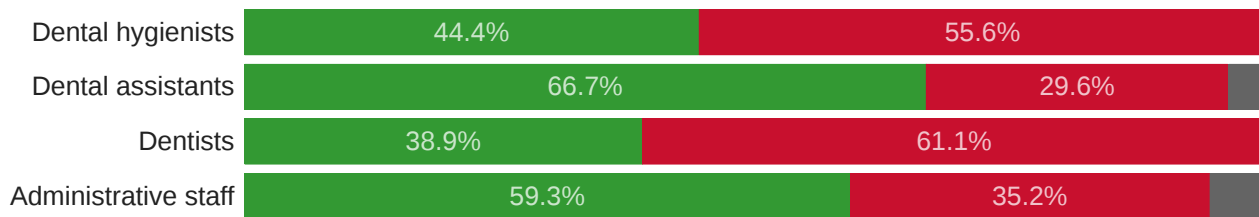


● Extremely challenging ● Very challenging ● Moderately challenging ● Slightly challenging  
● Not challenging at all ● Not sure/Not applicable

**BY DSO AFFILIATION**

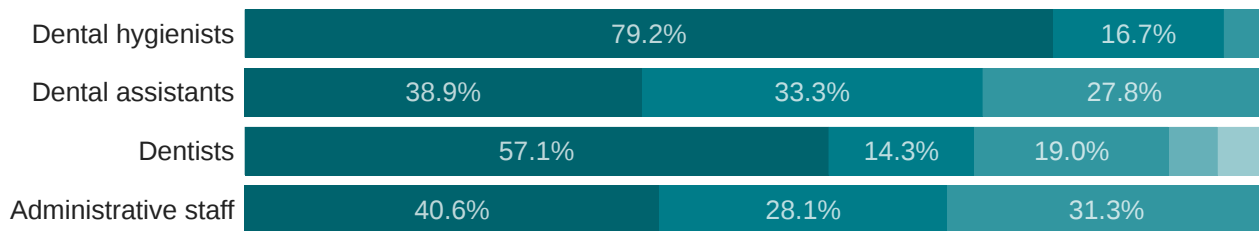
**DSO**

**Have you recently or are you currently recruiting any of the following positions in your dental practice?**



● Yes ● No ● Not sure

**How challenging has it been to recruit the position(s) below?**



● Extremely challenging ● Very challenging ● Moderately challenging ● Slightly challenging  
● Not challenging at all ● Not sure/Not applicable

**BY DSO AFFILIATION (continued)**

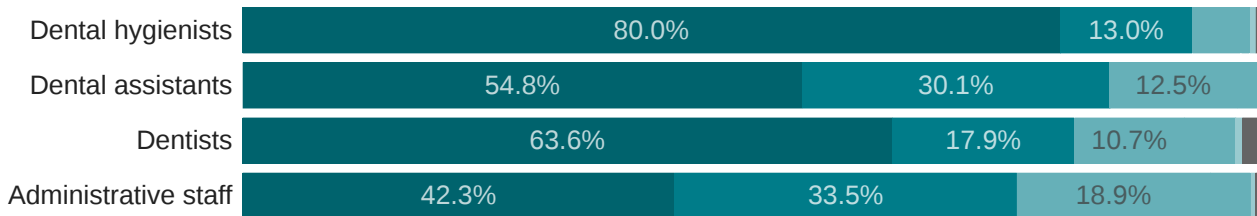
**Non-DSO**

**Have you recently or are you currently recruiting any of the following positions in your dental practice?**



● Yes ● No ● Not sure

**How challenging has it been to recruit the position(s) below?**



● Extremely challenging ● Very challenging ● Moderately challenging ● Slightly challenging  
● Not challenging at all ● Not sure/Not applicable

**BY PRACTICE SIZE**

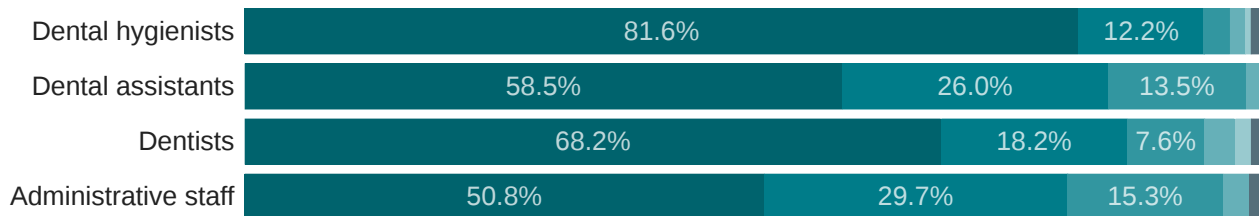
**Solo dentists**

**Have you recently or are you currently recruiting any of the following positions in your dental practice?**



● Yes ● No ● Not sure

**How challenging has it been to recruit the position(s) below?**



● Extremely challenging ● Very challenging ● Moderately challenging ● Slightly challenging  
● Not challenging at all ● Not sure/Not applicable

**BY PRACTICE SIZE (continued)**

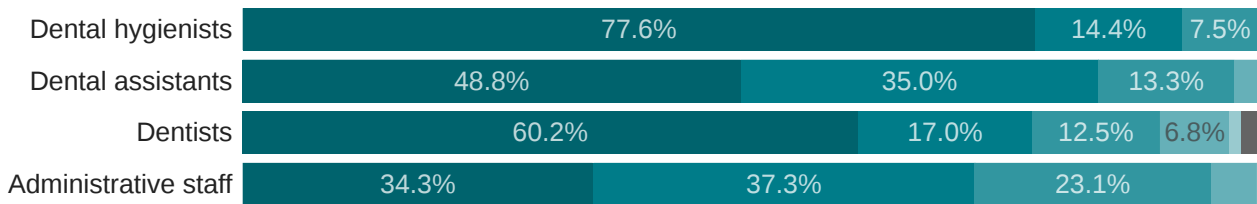
**2 to 9 dentists**

**Have you recently or are you currently recruiting any of the following positions in your dental practice?**



● Yes ● No ● Not sure

**How challenging has it been to recruit the position(s) below?**



● Extremely challenging ● Very challenging ● Moderately challenging ● Slightly challenging  
● Not challenging at all ● Not sure/Not applicable

BY GEOGRAPHY

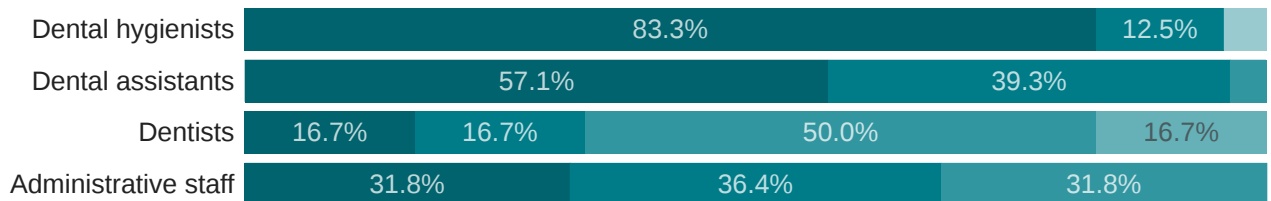
Top 20 Cities

Have you recently or are you currently recruiting any of the following positions in your dental practice?



● Yes ● No ● Not sure

How challenging has it been to recruit the position(s) below?

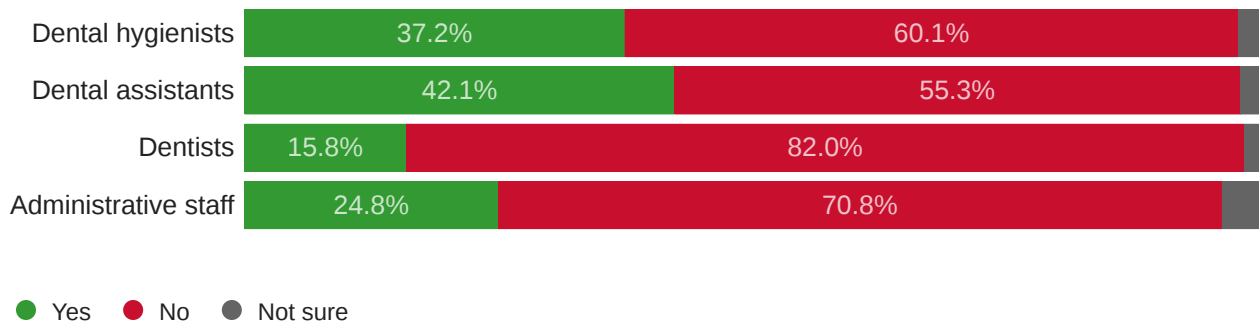


● Extremely challenging ● Very challenging ● Moderately challenging ● Slightly challenging  
● Not challenging at all ● Not sure/Not applicable

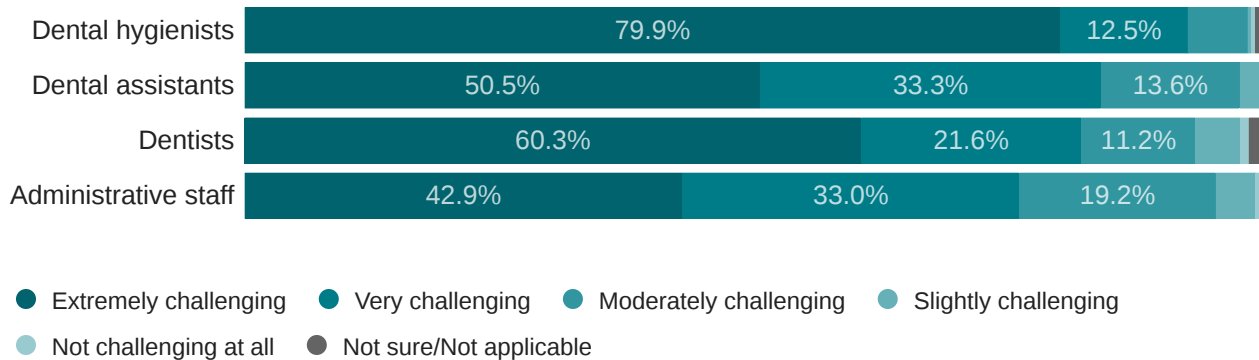
**BY GEOGRAPHY (continued)**

**Other Urban**

**Have you recently or are you currently recruiting any of the following positions in your dental practice?**



**How challenging has it been to recruit the position(s) below?**



**BY GEOGRAPHY (continued)**

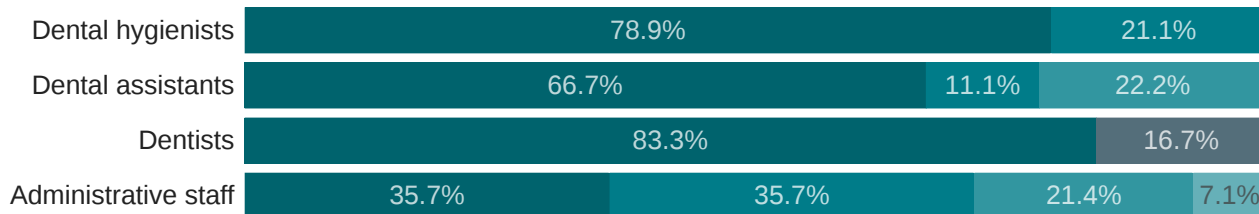
**Suburban**

**Have you recently or are you currently recruiting any of the following positions in your dental practice?**



● Yes ● No ● Not sure

**How challenging has it been to recruit the position(s) below?**



● Extremely challenging ● Very challenging ● Moderately challenging ● Slightly challenging  
● Not challenging at all ● Not sure/Not applicable



**BY GEOGRAPHY (continued)**

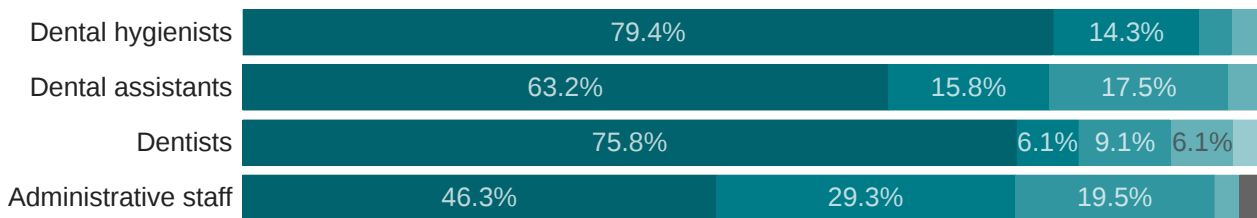
**Rural**

**Have you recently or are you currently recruiting any of the following positions in your dental practice?**



● Yes ● No ● Not sure

**How challenging has it been to recruit the position(s) below?**



● Extremely challenging ● Very challenging ● Moderately challenging ● Slightly challenging  
● Not challenging at all ● Not sure/Not applicable

**BY SEX**

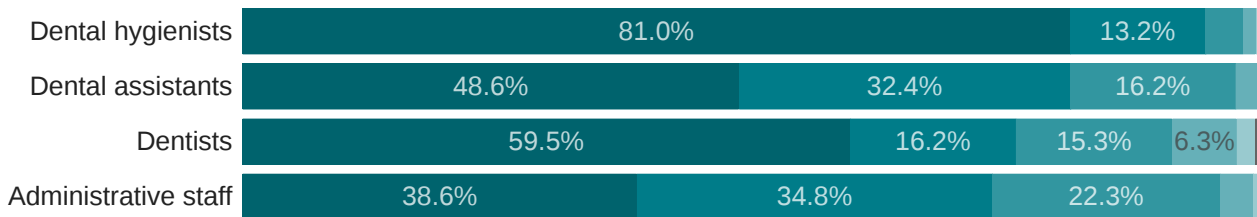
**Male**

**Have you recently or are you currently recruiting any of the following positions in your dental practice?**



● Yes ● No ● Not sure

**How challenging has it been to recruit the position(s) below?**



● Extremely challenging ● Very challenging ● Moderately challenging ● Slightly challenging  
● Not challenging at all ● Not sure/Not applicable

**BY SEX (continued)**


**Female**

**Have you recently or are you currently recruiting any of the following positions in your dental practice?**



● Yes ● No ● Not sure

**How challenging has it been to recruit the position(s) below?**

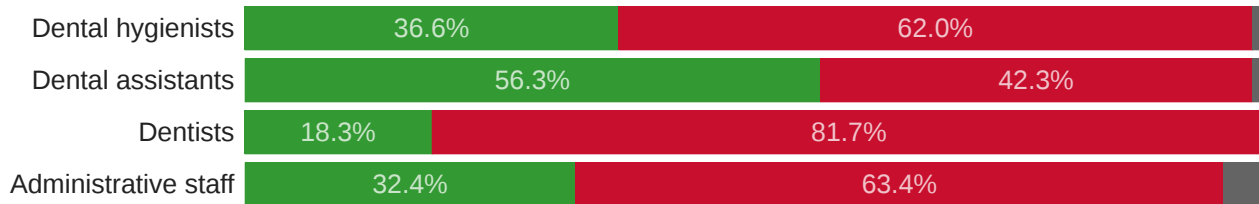


● Extremely challenging ● Very challenging ● Moderately challenging ● Slightly challenging  
● Not challenging at all ● Not sure/Not applicable

**BY YEARS EXPERIENCE**

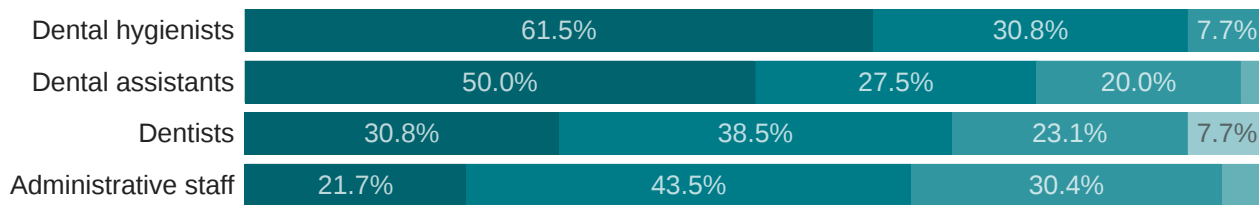
**New Dentists (graduated 2013 - 2022)**

**Have you recently or are you currently recruiting any of the following positions in your dental practice?**



● Yes ● No ● Not sure

**How challenging has it been to recruit the position(s) below?**



● Extremely challenging ● Very challenging ● Moderately challenging ● Slightly challenging  
● Not challenging at all ● Not sure/Not applicable

**BY YEARS EXPERIENCE (continued)**

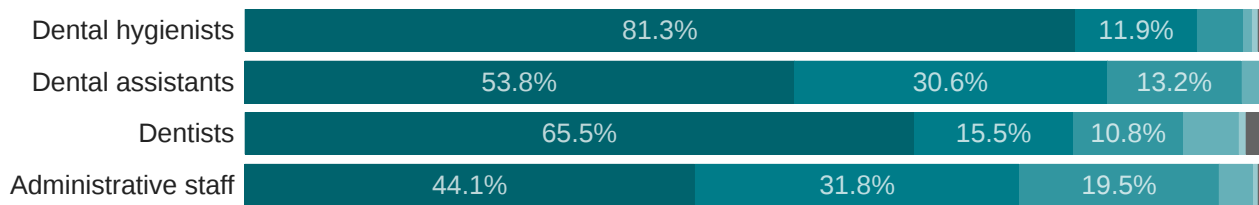
**Established Dentists (graduated before 2013)**

**Have you recently or are you currently recruiting any of the following positions in your dental practice?**



● Yes ● No ● Not sure

**How challenging has it been to recruit the position(s) below?**



● Extremely challenging ● Very challenging ● Moderately challenging ● Slightly challenging  
● Not challenging at all ● Not sure/Not applicable

**BY AGE GROUP**

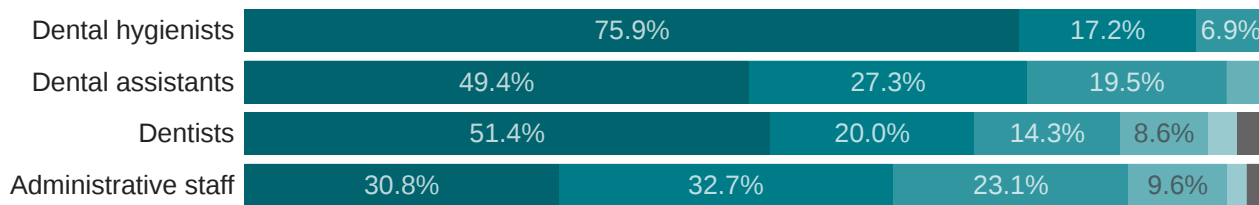
**35 to 44**

**Have you recently or are you currently recruiting any of the following positions in your dental practice?**



● Yes ● No ● Not sure

**How challenging has it been to recruit the position(s) below?**



● Extremely challenging ● Very challenging ● Moderately challenging ● Slightly challenging  
● Not challenging at all ● Not sure/Not applicable

**BY AGE GROUP (continued)**


**45 to 54**

**Have you recently or are you currently recruiting any of the following positions in your dental practice?**



● Yes ● No ● Not sure

**How challenging has it been to recruit the position(s) below?**



● Extremely challenging ● Very challenging ● Moderately challenging ● Slightly challenging  
● Not challenging at all ● Not sure/Not applicable

**BY AGE GROUP (continued)**

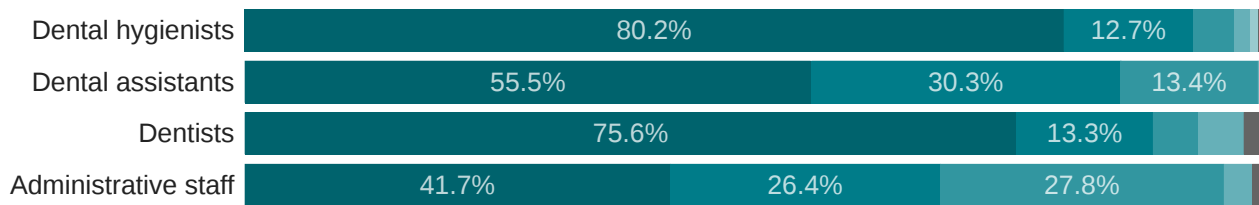
**55 to 64**

**Have you recently or are you currently recruiting any of the following positions in your dental practice?**



● Yes ● No ● Not sure

**How challenging has it been to recruit the position(s) below?**



● Extremely challenging ● Very challenging ● Moderately challenging ● Slightly challenging  
● Not challenging at all ● Not sure/Not applicable



**BY AGE GROUP (continued)**

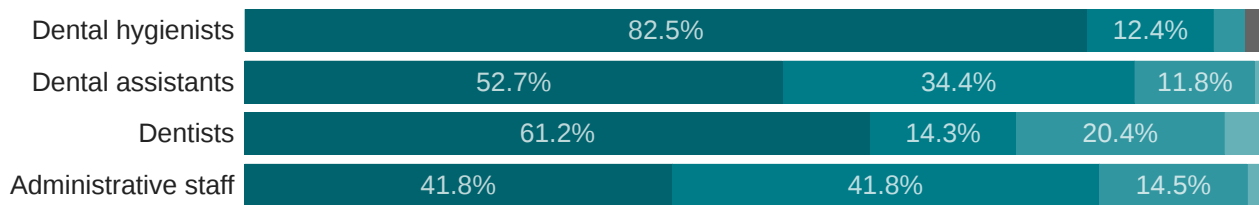
**65 or older**

**Have you recently or are you currently recruiting any of the following positions in your dental practice?**



● Yes ● No ● Not sure

**How challenging has it been to recruit the position(s) below?**



● Extremely challenging ● Very challenging ● Moderately challenging ● Slightly challenging  
● Not challenging at all ● Not sure/Not applicable

Questions of the Week

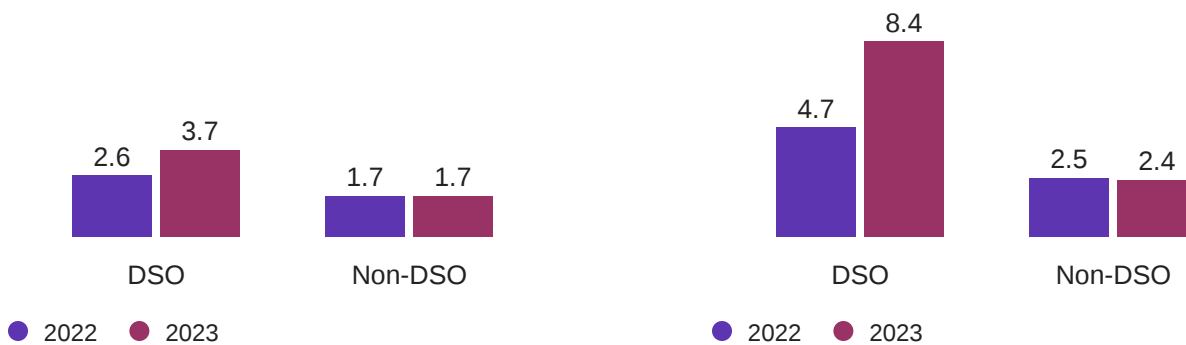
Number of Filled and Open Positions

BY DSO AFFILIATION

[Owner dentists] How many of each of the following positions in your practice are currently filled? (FTE)

Dental hygienists

Dental assistants



[Owner dentists] How many open positions does your practice have right now in each of the following? (FTE)

Dental hygienists

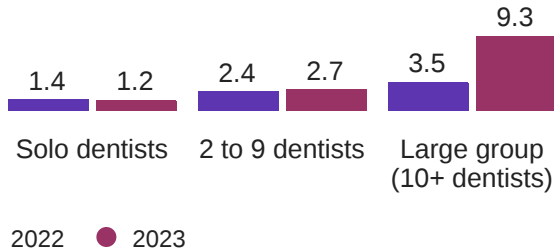
Dental assistants



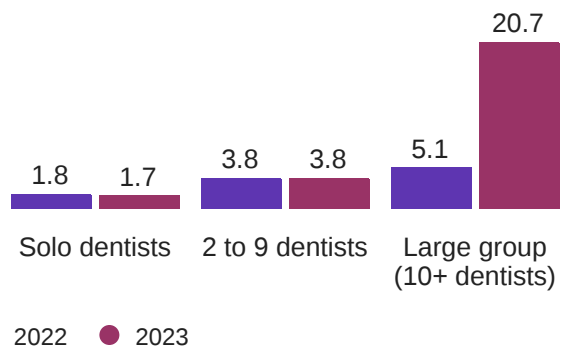
BY PRACTICE SIZE

[Owner dentists] How many of each of the following positions in your practice are currently filled? (FTE)

Dental hygienists

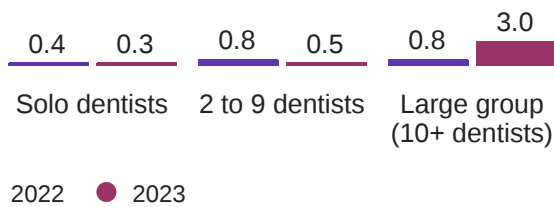


Dental assistants

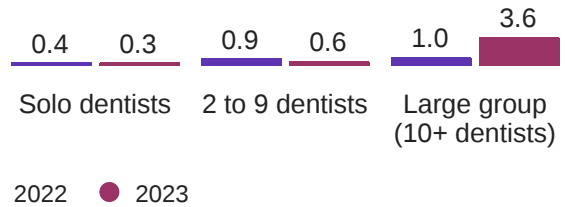


[Owner dentists] How many open positions does your practice have right now in each of the following? (FTE)

Dental hygienists



Dental assistants

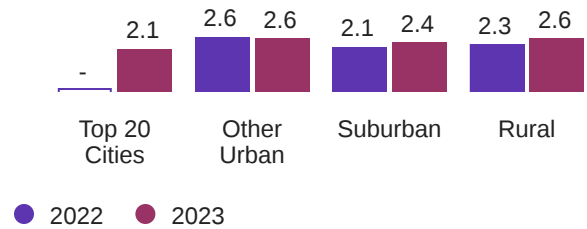
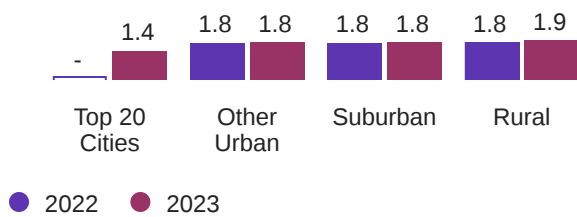


BY GEOGRAPHY

[Owner dentists] How many of each of the following positions in your practice are currently filled? (FTE)

Dental hygienists

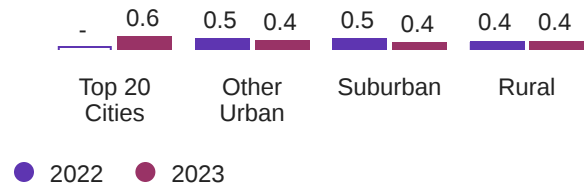
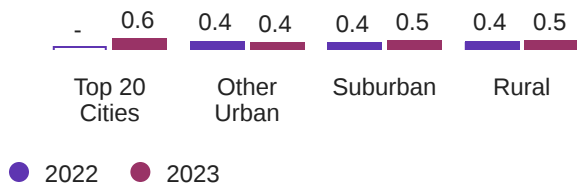
Dental assistants



[Owner dentists] How many open positions does your practice have right now in each of the following? (FTE)

Dental hygienists

Dental assistants



BY SEX

[Owner dentists] How many of each of the following positions in your practice are *currently filled*? (FTE)

Dental hygienists

Dental assistants



[Owner dentists] How many *open positions* does your practice have right now in each of the following? (FTE)

Dental hygienists

Dental assistants

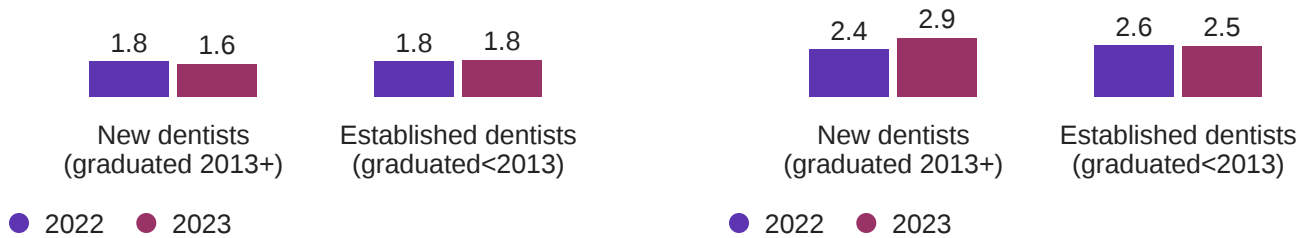


BY YEARS EXPERIENCE

[Owner dentists] How many of each of the following positions in your practice are currently filled? (FTE)

Dental Hygienists

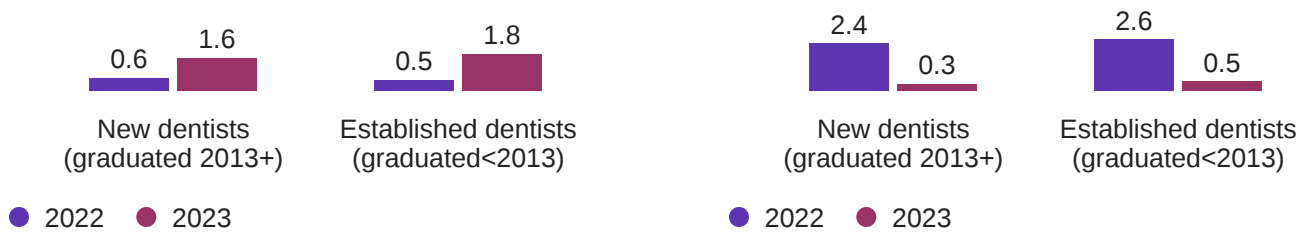
Dental assistants



[Owner dentists] How many open positions does your practice have right now in each of the following? (FTE)

Dental hygienists

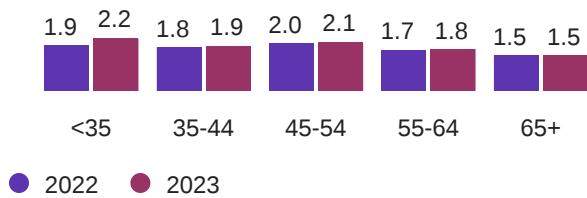
Dental assistants



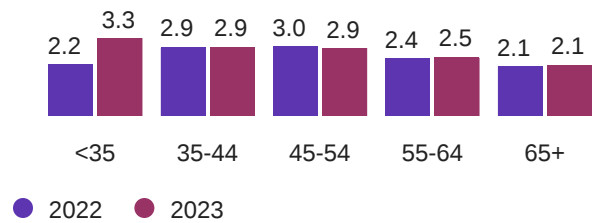
BY AGE GROUP

[Owner dentists] How many of each of the following positions in your practice are currently filled? (FTE)

Dental hygienists

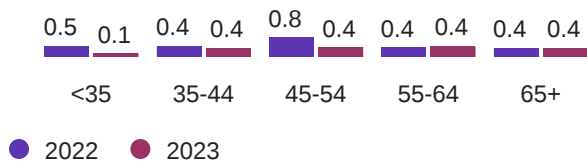


Dental assistants

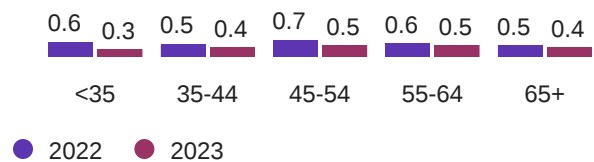


[Owner dentists] How many open positions does your practice have right now in each of the following? (FTE)

Dental hygienists



Dental assistants

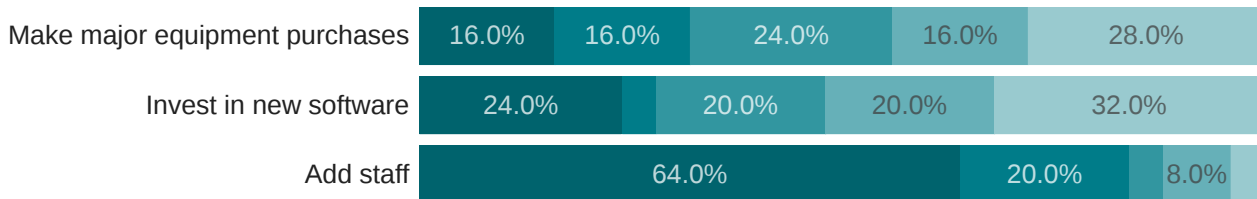


**Future Investments**

[Owner dentists] In the next six months, how likely are you to do each of the following for your practice?

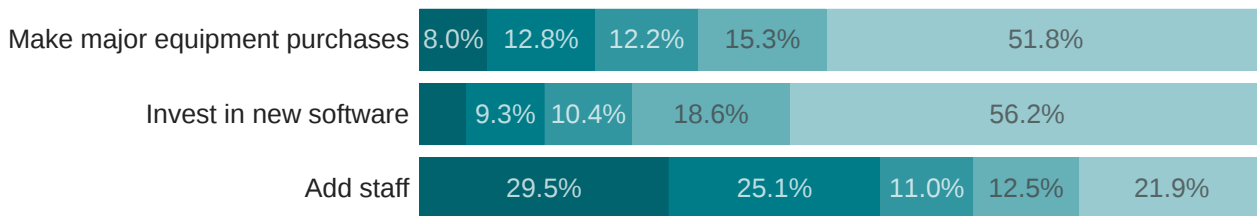
**BY DSO AFFILIATION**

**DSO**



● Very likely ● Somewhat likely ● Neither likely nor unlikely ● Somewhat unlikely ● Very unlikely

**Non-DSO**

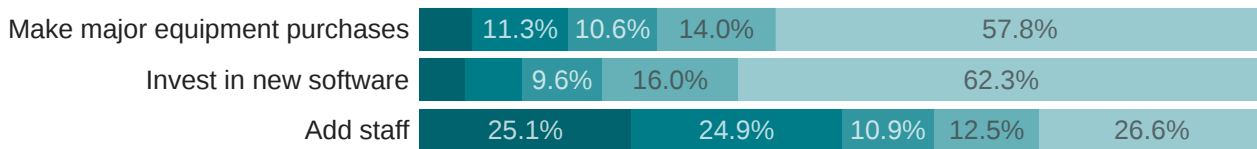




[Owner dentists] In the next six months, how likely are you to do each of the following for your practice? (continued)

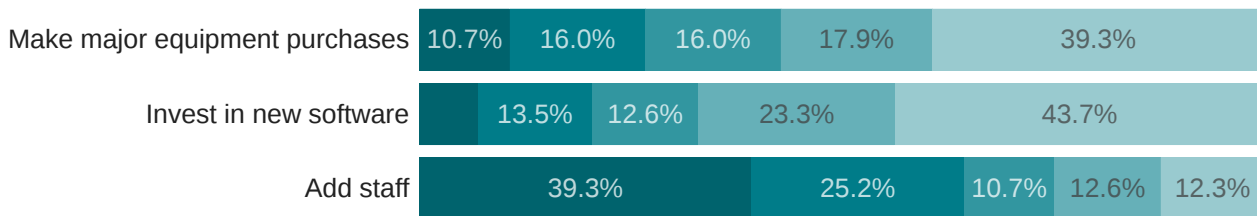
**BY PRACTICE SIZE**

**Solo Dentists**



● Very likely ● Somewhat likely ● Neither likely nor unlikely ● Somewhat unlikely ● Very unlikely

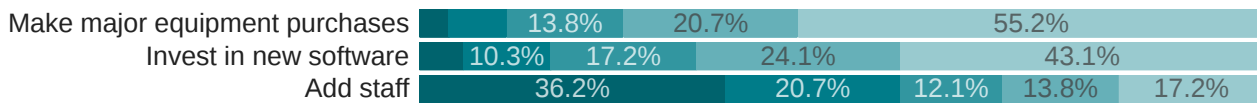
**2 to 9 dentists**



[Owner dentists] In the next six months, how likely are you to do each of the following for your practice? (continued)

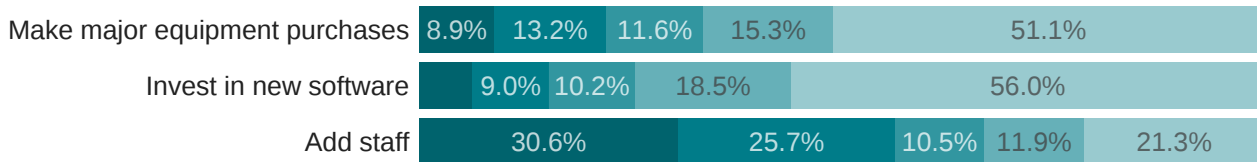
**BY GEOGRAPHY**

**Top 20 Cities**

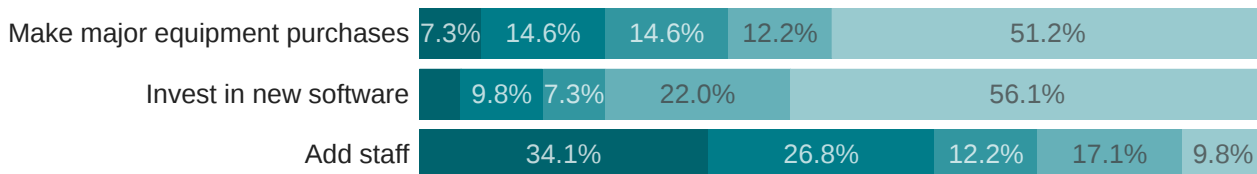


● Very likely ● Somewhat likely ● Neither likely nor unlikely ● Somewhat unlikely ● Very unlikely

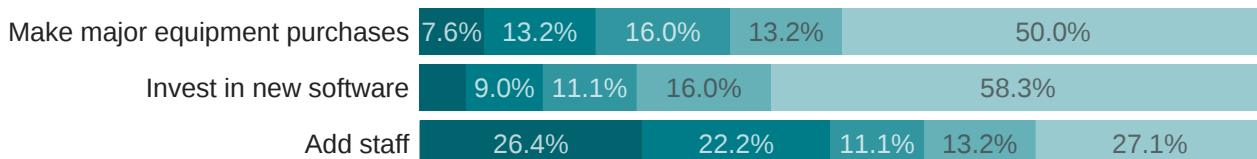
**Other Urban**



**Suburban**



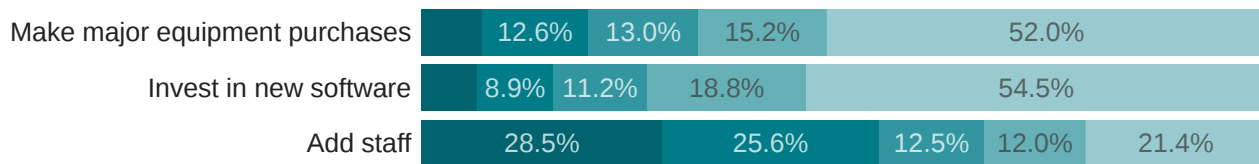
**Rural**



**[Owner dentists] In the next six months, how likely are you to do each of the following for your practice? (continued)**

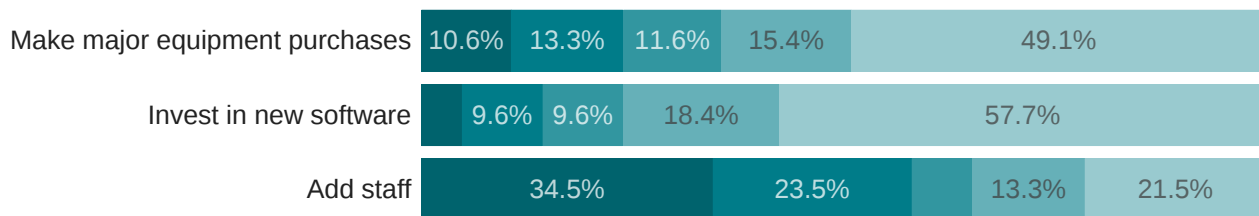
**BY SEX**

**Male**



● Very likely ● Somewhat likely ● Neither likely nor unlikely ● Somewhat unlikely ● Very unlikely

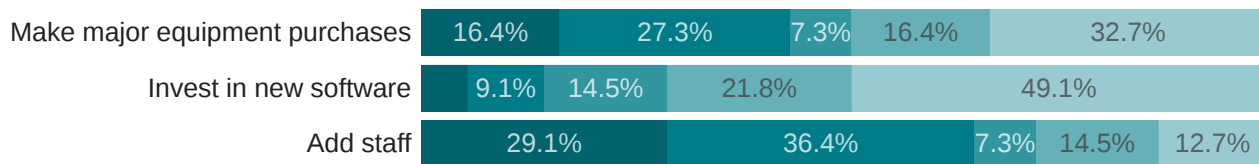
**Female**



[Owner dentists] In the next six months, how likely are you to do each of the following for your practice? (continued)

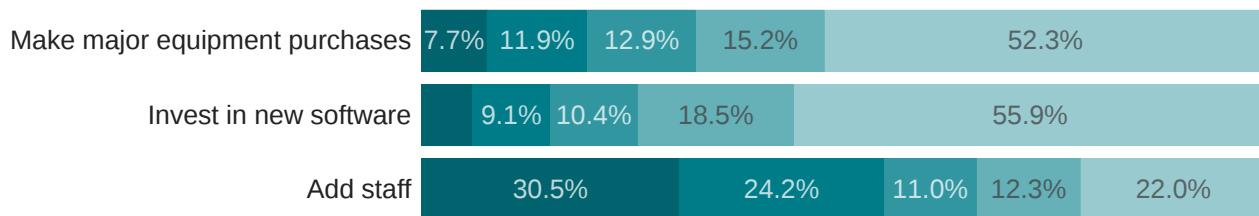
**BY YEARS EXPERIENCE**

**New dentists (graduated 2013-2022)**



● Very likely ● Somewhat likely ● Neither likely nor unlikely ● Somewhat unlikely ● Very unlikely

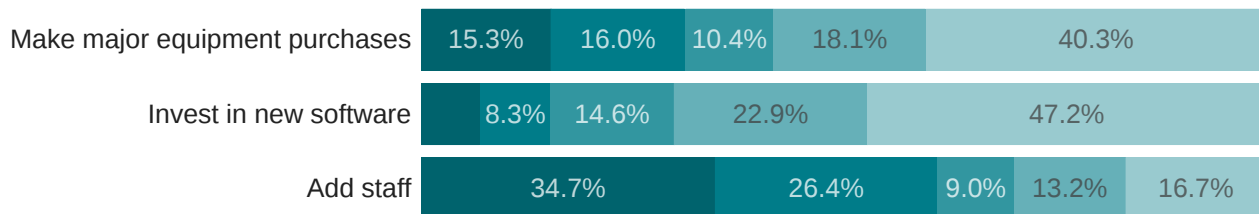
**Experienced dentists (graduated before 2013)**



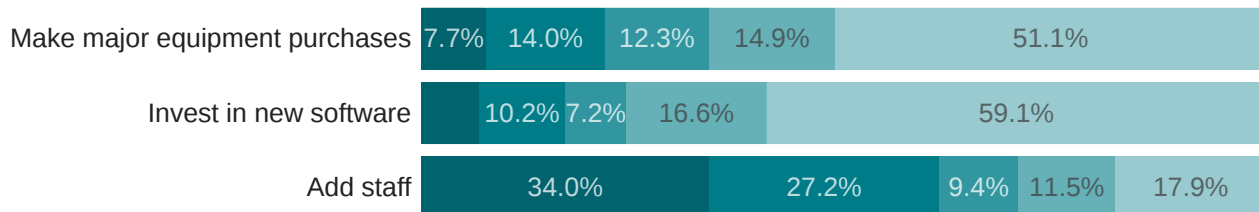
**[Owner dentists] In the next six months, how likely are you to do each of the following for your practice? (continued)**

**BY AGE GROUP**

**35 to 44**



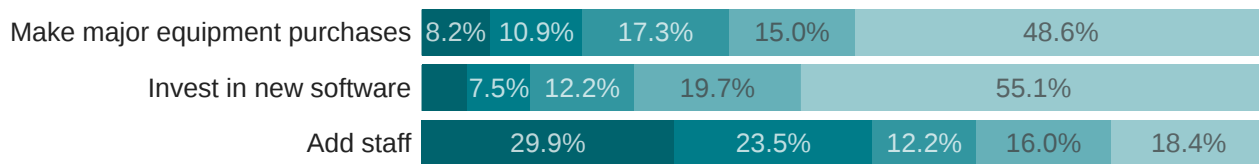
**45 to 54**



[Owner dentists] In the next six months, how likely are you to do each of the following for your practice? (continued)

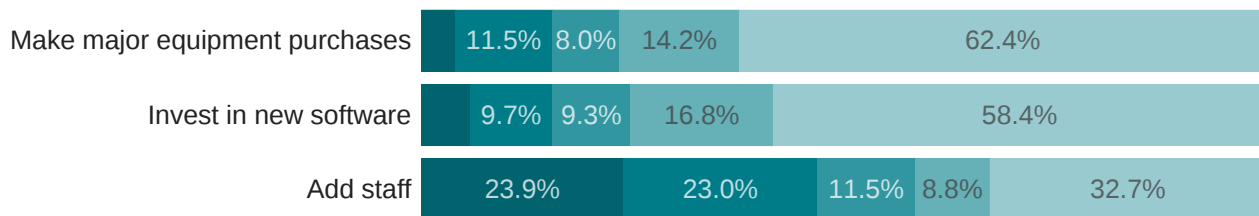
**BY AGE GROUP (continued)**

**55 to 64**



● Very likely ● Somewhat likely ● Neither likely nor unlikely ● Somewhat unlikely ● Very unlikely

**65 or older**



**Number of Responses by Wave**

Wave	Responses
2022JAN	1,883
2022FEB	1,386
2022MAR	1,916
2022APR	1,423
2022MAY	1,389
2022JUN	1,203
2022JUL	1,162
2022AUG	1,204
2022SEP	1,102
2022OCT	1,170
2022NOV	1,137
2022DEC	1,138
2023JAN	1,209
2023FEB	1,168
2023MAR	1,053
2023APR	1,008
2023MAY	1,001

**Number of Responses by Group - Week of May 15, 2023**

Ownership status	Choice Count
Owner dentist (i.e., sole owner, partner, or shareholder)	911
Employee dentist (nonowner)	51
Associate dentist (nonowner)	23
Independent contractor	16

**Number of Responses by Group - Week of May 15, 2023 (continued)**

DSO Affiliation	Choice Count
DSO	54
Non-DSO	947

Practice Size	Choice Count
Solo dentists	601
2 to 9 dentists	391
Large group (10+ dentists)	9

Geography	Choice Count
Top 20 Cities	65
Other Urban	735
Suburban	44
Rural	156

Sex	Choice Count
Male	670
Female	330

Years Experience	Choice Count
New dentists (graduated 2013 - 2022)	72
Established dentists (graduated before 2013)	929



**Number of Responses by Group - Week of May 15 (continued)**

Age	Choice Count
<35	17
35-44	169
45-54	248
55-64	313
65+	254

Race/Ethnicity	Choice Count
White	764
Asian	86
Hispanic	49
Black	14
Native Hawaiian / Pacific Islander	3
American Indian / Alaska Native	3
Other	13
Unknown	66