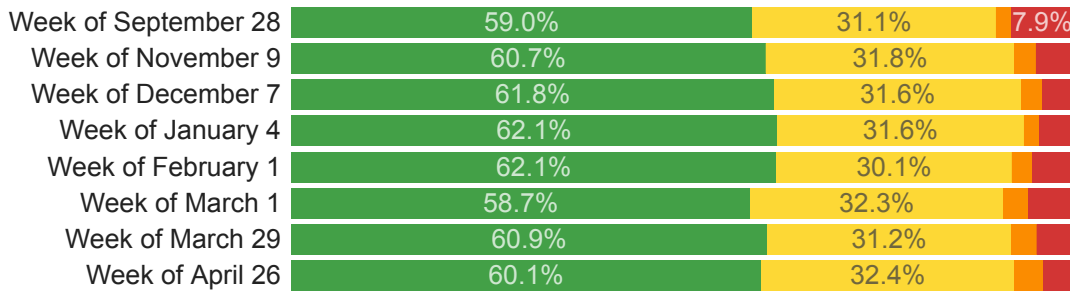


COVID-19: Impact on Dental Hygienists



Economic Questions - Wave 8 (Week of April 26)

Which of the following best describes your current employment status?



- Full-time as a dental hygienist
- Part-time as a dental hygienist
- Semi-retired as a dental hygienist
- Not employed as a dental hygienist

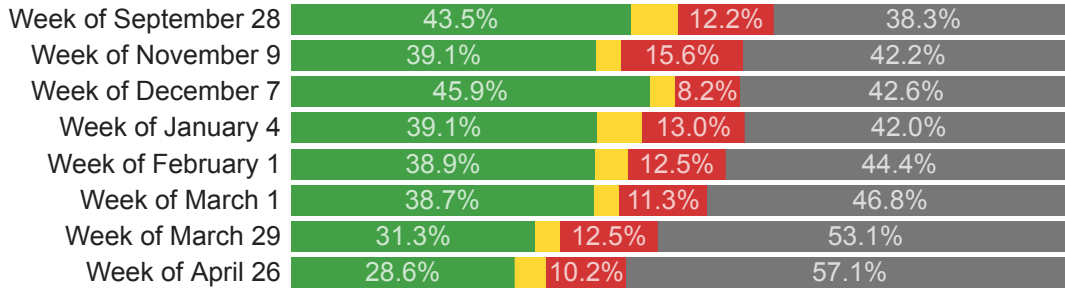
Data table: Employment status by wave

| Employment status: | Wave 1 | Wave 2 | Wave 3 | Wave 4 | Wave 5 | Wave 6 | Wave 7 | Wave 8 |
|--------------------|-----------------|---------------|---------------|---------------|---------------|-----------------|------------------|------------------|
| | Week of Sept 28 | Week of Nov 9 | Week of Dec 7 | Week of Jan 4 | Week of Feb 1 | Week of March 1 | Week of March 29 | Week of April 26 |
| Full-time | 59.0% | 60.7% | 61.8% | 62.1% | 62.1% | 58.7% | 60.7% | 60.1% |
| Part-time | 31.1% | 31.8% | 31.6% | 31.6% | 30.1% | 32.3% | 31.2% | 32.4% |
| Semi-retired | 2.0% | 2.7% | 2.6% | 2.0% | 2.6% | 3.2% | 3.3% | 3.7% |
| Not employed | 7.9% | 4.8% | 4.0% | 4.4% | 5.2% | 5.8% | 4.7% | 3.8% |
| Number | 4,543 | 1,439 | 1,549 | 1,629 | 1,397 | 1,146 | 1,446 | 1,303 |

COVID-19: Impact on Dental Hygienists



[If not employed] Are you currently receiving unemployment benefits?

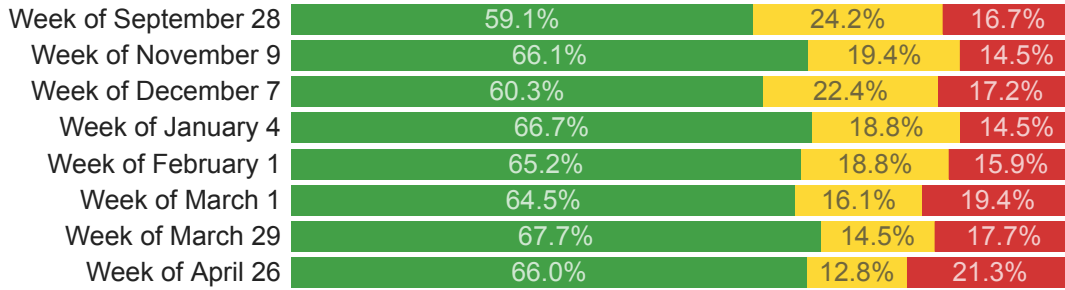


- Yes
- I've applied, but have not received any benefits yet
- No, my application was not approved
- No, I have not applied

COVID-19: Impact on Dental Hygienists



***[If not employed]* If you are not currently working as a dental hygienist, please indicate the primary reason why.**



- Voluntarily left my position
- Employer laid off/furloughed me
- Employer permanently let me go from my position

COVID-19: Impact on Dental Hygienists



[If not employed] If you voluntarily stopped working as a dental hygienist, please indicate the reason(s) why. (Choose all that apply.)

| Voluntary reasons | Week of Nov 9 | Week of Dec 7 | Week of Jan 4 | Week of Feb 1 | Week of March 1 | Week of March 29 | Week of April 26 |
|--|--------------------------|--------------------------|--------------------------|--------------------------|----------------------------|-----------------------------|-----------------------------|
| I do not want to work as a dental hygienist until after the COVID-19 pandemic is under control | 61.0% | 71.4% | 64.4% | 57.8% | 47.5% | 47.5% | 38.1% |
| I do not want to work as a dental hygienist until I receive the COVID-19 vaccine | - | - | - | 28.9% | 32.5% | 19.0% | 19.0% |
| I have concerns about my employer's adherence to workplace/safety standards | 31.7% | 62.9% | 48.9% | 40.0% | 27.5% | 38.1% | 42.9% |
| I have insufficient childcare available while working | 24.4% | 22.9% | 17.8% | 24.4% | 25.0% | 26.2% | 14.3% |
| I have an underlying health condition | 24.4% | 22.9% | 20.0% | 20.0% | 12.5% | 14.3% | 11.9% |
| Someone in my household has an underlying health condition | 17.1% | 20.0% | 22.2% | 24.4% | 20.0% | 21.4% | 21.4% |
| I do not want to work as a dental hygienist any longer | 9.8% | 11.4% | 13.3% | 8.9% | 12.5% | 9.5% | 7.1% |
| I have retired from practicing dental hygiene | 9.8% | 14.3% | 8.9% | 17.8% | 25.0% | 23.8% | 16.7% |
| I am unable to tolerate wearing a mask or other PPE | 9.8% | 17.1% | 13.3% | 8.9% | 5.0% | 4.8% | 7.1% |
| I have accepted a non-dental hygienist position | 7.3% | 8.6% | 15.6% | 20.0% | 12.5% | 14.3% | 7.1% |
| My employer reduced my salary too much | 7.3% | 0.0% | 6.7% | 6.7% | 2.5% | 7.1% | 4.8% |
| I have moved to another state and am not licensed as a dental hygienist yet | 2.4% | 0.0% | 0.0% | 0.0% | 0.0% | 2.4% | 4.8% |
| I prefer not to say | 2.4% | 0.0% | 2.2% | 0.0% | 0.0% | 0.0% | 0.0% |
| Other reason | 2.4% | 0.0% | 6.7% | 4.4% | 7.5% | 9.5% | 0.0% |
| Number of Respondents: | 41 | 35 | 45 | 45 | 40 | 42 | 31 |

COVID-19: Impact on Dental Hygienists



[If not employed] If your employer let you go from your position, please indicate the reason(s) why you are not currently practicing. (Choose all that apply.)

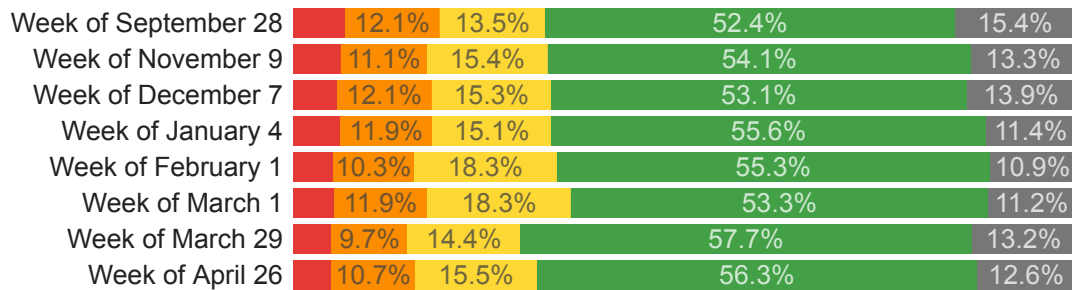
| Let go reasons | Week of Nov 9 | Week of Dec 7 | Week of Jan 4 | Week of Feb 1 | Week of March 1 | Week of March 29 | Week of April 26 |
|--|--------------------------|--------------------------|--------------------------|--------------------------|----------------------------|-----------------------------|-----------------------------|
| I do not want to work as a dental hygienist until after the COVID-19 pandemic is under control | 42.9% | 47.8% | 36.4% | 41.7% | 31.8% | 40.0% | 25.0% |
| I do not want to work as a dental hygienist until I receive the COVID-19 vaccine | - | - | - | 20.8% | 9.1% | 10.0% | 0.0% |
| I have concerns about my employer's adherence to workplace/safety standards | 38.1% | 39.1% | 36.4% | 37.5% | 40.9% | 30.0% | 12.5% |
| I have an underlying health condition | 33.3% | 43.5% | 27.3% | 41.7% | 36.4% | 35.0% | 31.3% |
| I have not yet found a new position | 23.8% | 17.4% | 36.4% | 12.5% | 22.7% | 15.0% | 18.8% |
| My employer has low patient volume | 23.8% | 30.4% | 22.7% | 20.8% | 13.6% | 15.0% | 12.5% |
| My employer has PPE on backorder/insufficient supply | 23.8% | 13.0% | 18.2% | 8.3% | 9.1% | 10.0% | 0.0% |
| I am waiting to be rehired by my dental practice | 19.0% | 17.4% | 22.7% | 12.5% | 18.2% | 10.0% | 6.3% |
| I have insufficient childcare available while working | 14.3% | 4.3% | 18.2% | 8.3% | 22.7% | 10.0% | 18.8% |
| I do not want to work as a dental hygienist any longer | 9.5% | 4.3% | 9.1% | 16.7% | 0.0% | 15.0% | 6.3% |
| I have retired from practicing dental hygiene | 4.8% | 0.0% | 9.1% | 0.0% | 0.0% | 15.0% | 12.5% |
| I am employed in another type of dental-related position | 0.0% | 4.3% | 0.0% | 4.2% | 4.5% | 0.0% | 6.3% |
| I prefer not to say | 0.0% | 0.0% | 0.0% | 0.0% | 4.5% | 0.0% | 12.5% |
| Other reason | 4.8% | 8.7% | 4.5% | 8.3% | 13.6% | 15.0% | 6.3% |
| Number of respondents: | 21 | 23 | 22 | 24 | 22 | 20 | 16 |

COVID-19: Impact on Dental Hygienists



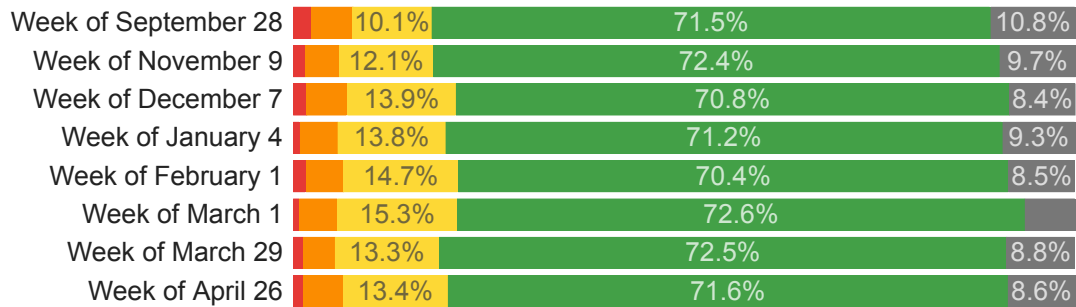
How many days' worth of the following PPE does the location where you primarily work have at this time?

N95/KN95 masks



● 0 days ● 1 to 7 days ● 8 to 14 days ● More than 14 days ● Not sure

Surgical masks



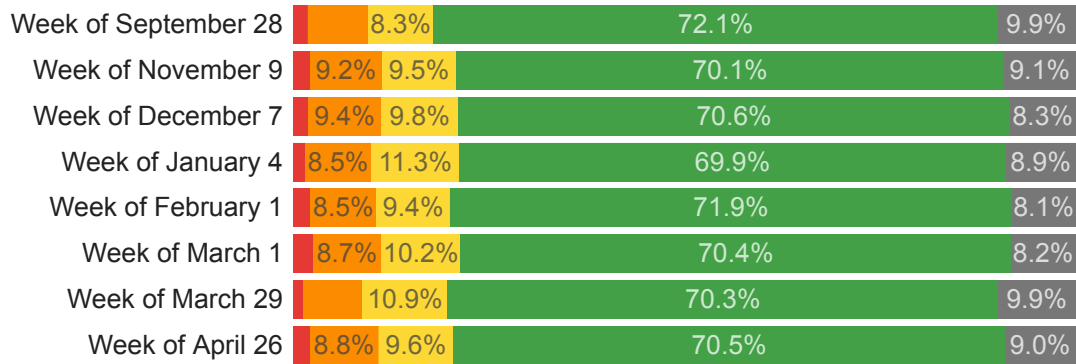
● 0 days ● 1 to 7 days ● 8 to 14 days ● More than 14 days ● Not sure

COVID-19: Impact on Dental Hygienists



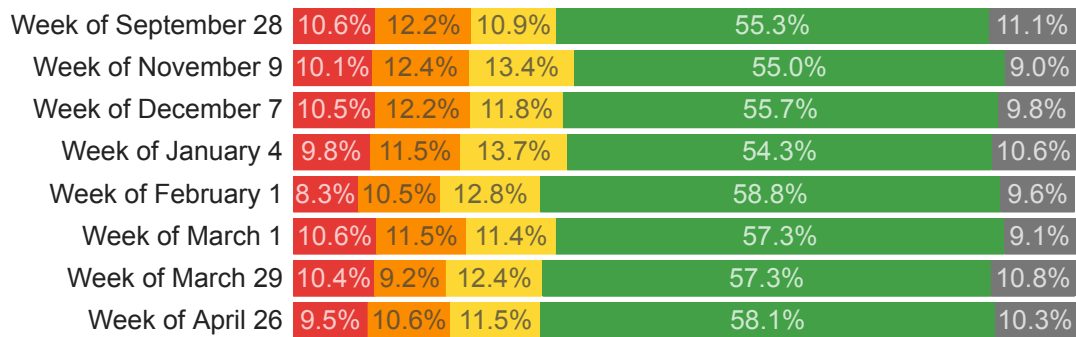
(continued) How many days' worth of the following PPE does the location where you primarily work have at this time?

Face shields



● 0 days ● 1 to 7 days ● 8 to 14 days ● More than 14 days ● Not sure

Gowns



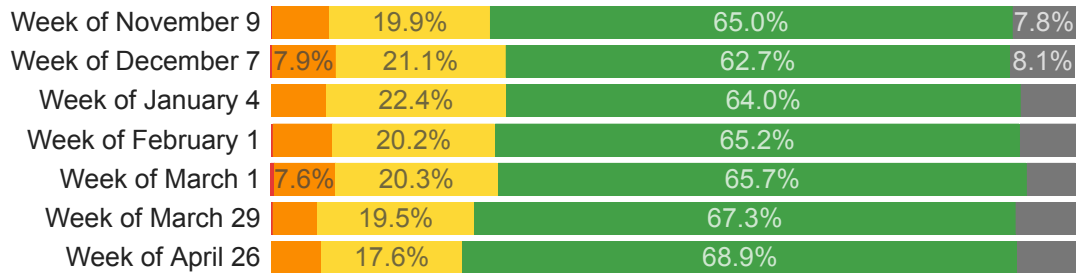
● 0 days ● 1 to 7 days ● 8 to 14 days ● More than 14 days ● Not sure

COVID-19: Impact on Dental Hygienists



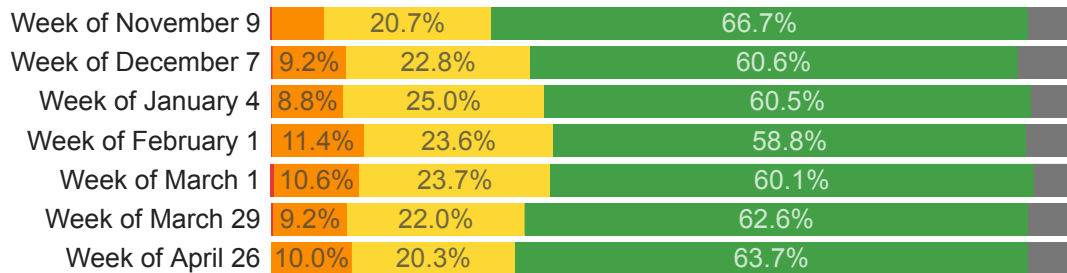
(continued) How many days' worth of the following PPE does the location where you primarily work have at this time?

Disinfecting supplies *(not included Week of Sept 28)*



● 0 days ● 1 to 7 days ● 8 to 14 days ● More than 14 days ● Not sure

Gloves *(not included Week of Sept 28)*



● 0 days ● 1 to 7 days ● 8 to 14 days ● More than 14 days ● Not sure

COVID-19: Impact on Dental Hygienists



Number of responses:

| Field | Responses |
|-------------------------------|-----------|
| Wave 1 - Week of September 28 | 4,804 |
| Wave 2 - Week of November 9 | 1,439 |
| Wave 3 - Week of December 7 | 1,549 |
| Wave 4 - Week of January 4 | 1,629 |
| Wave 5 - Week of February 1 | 1,397 |
| Wave 6 - Week of March 1 | 1,146 |
| Wave 7 - Week of March 29 | 1,446 |
| Wave 8 - Week of April 26 | 1,303 |