

Geographic Access to Dental Care: Alabama

92% OF PUBLICLY INSURED CHILDREN LIVE WITHIN 15 MINUTES of a Medicaid dentist.



88% of publicly insured children live in areas where there is at least one Medicaid dentist per 2,000 publicly insured children within a 15-minute travel time.

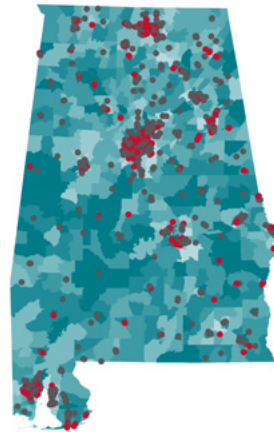


68% of the population live in areas where there is at least one dentist per 5,000 population within a 15-minute travel time.

DISTRIBUTION OF POPULATION ACCORDING TO POPULATION PER DENTIST WITHIN A 15-MINUTE TRAVEL TIME

Publicly Insured Children per Medicaid Dentist	Population per Dentist
<500	63%
500-2,000	25%
>2,000	4%
No Medicaid dentist within 15-minute travel time	8%
<2,500	38%
2,500-5,000	30%
>5,000	25%
No dentist within 15-minute travel time	7%

DENTAL OFFICE LOCATIONS AND PERCENTAGE OF CHILDREN WITH PUBLIC INSURANCE



- OFFICE DOES NOT PARTICIPATE IN MEDICAID
- OFFICE PARTICIPATES IN MEDICAID

PERCENTAGE OF CHILDREN WITH PUBLIC INSURANCE

- 0-10%
- 10.1-20%
- 20.1-30%
- 30.1-40%
- 40.1-50%
- 50.1-60%
- >60%

GEOGRAPHIC COVERAGE OF MEDICAID DENTISTS

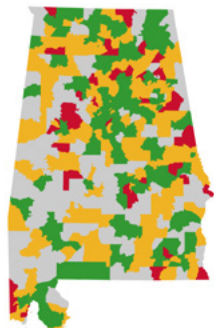


- 15-MINUTE TRAVEL TIME TO MEDICAID OFFICE

PERCENTAGE OF CHILDREN WITH PUBLIC INSURANCE

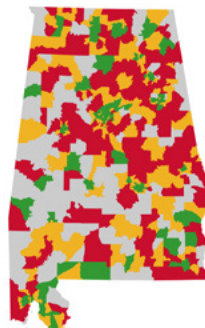
- 0-10%
- 10.1-20%
- 20.1-30%
- 30.1-40%
- 40.1-50%
- 50.1-60%
- >60%

PUBLICLY INSURED CHILDREN PER MEDICAID DENTIST WITHIN A 15-MINUTE TRAVEL TIME



- NO MEDICAID OFFICE
- <500:1
- 500:1-2,000:1
- >2,000:1

POPULATION PER DENTIST WITHIN A 15-MINUTE TRAVEL TIME



- NO DENTAL OFFICE
- <2,500:1
- 2,500:1-5,000:1
- >5,000:1

Sources: Based on ADA Health Policy Institute analysis of the 2015 ADA office database and 2011-2015 American Community Survey. For full methodology, see Nasseh K, Eisenberg Y, Vujicic M. *Geographic access to dental care varies in Missouri and Wisconsin.* *J Public Health Dent.* 2017 Jan 11. Notes: In this infographic, a Medicaid dentist is a dentist who is an enrolled provider in Medicaid or the Children's Health Insurance Program. Percentages in table might not add up to 100% due to rounding. For analyses based on alternative travel time or population-to-provider thresholds, contact hpi@ada.org.

For more information, visit ADA.org/HPI or contact the Health Policy Institute at hpi@ada.org.