

About this Study

To better understand the economic and operational conditions in dental practices and public health clinics over time, and to measure the impact of the COVID-19 pandemic and other emerging issues in dentistry, the ADA Health Policy Institute launched a tracking poll in January 2022. For this initial wave over the week of January 17, 2022, we invited nearly 80,000 dentists from across the U.S. to join a panel in which they will complete a survey once a month; over 3,000 have opted to participate.

This report features results from the latest wave of this study broken out by the following practice areas/specialties:

- General practice (GP)
- Pediatric dentistry (PED)
- Periodontics (PERIO)

Additionally, results are reported for dentists that practice in public health settings (DiPHS), regardless of specialty. (Please note that this group should not be confused with dental public health specialists.) **Please note that we only include graphics representing at least 30 responses.** Because of this, we were not able to include results for the following specialties in this report: oral and maxillofacial surgery, endodontics, orthodontics and dentofacial orthopedics, prosthodontics. The number of respondents in each practice area/specialty can be found at the end of this report.

This report was published in August 2022 by the American Dental Association's Health Policy Institute.

211 E. Chicago Avenue
Chicago, Illinois 60611
312.440.2928
hpi@ada.org

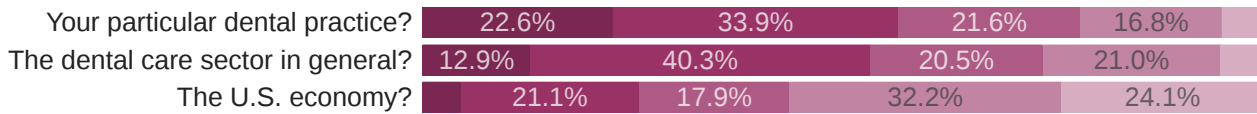
For more information on other publications, products, and services, please visit our website, ADA.org/HPI.

Economic Confidence

Looking ahead to the next six months, how confident are you in the recovery of:

General Practice

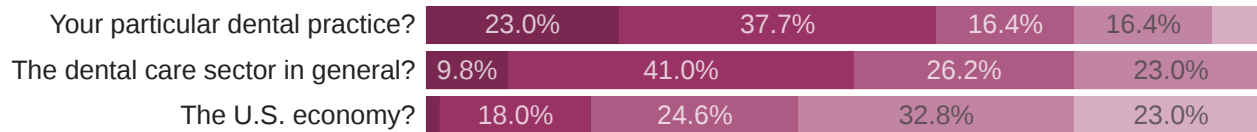
1027 Responses



- Very confident
- Somewhat confident
- Neither confident nor skeptical
- Somewhat skeptical
- Very skeptical

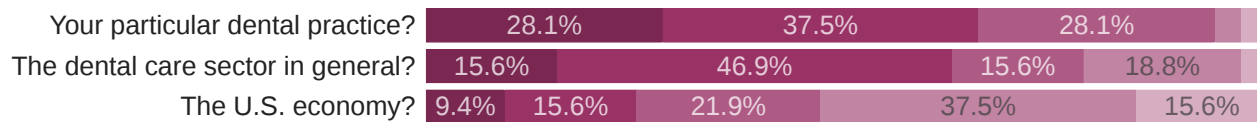
Pediatric Dentistry

61 Responses



Periodontics

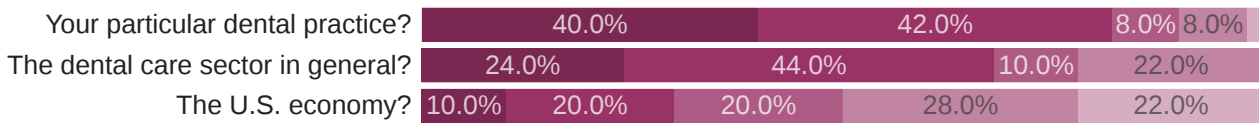
32 Responses



Looking ahead to the next six months, how confident are you in the recovery of:
(continued)

Dentists in Public Health Settings

50 Responses



Appointment Schedule

How full was your dental practice's appointment schedule last week?

Mean % of schedule filled

Dentists in private practice

1194 Responses



Dentists in public health settings

49 Responses

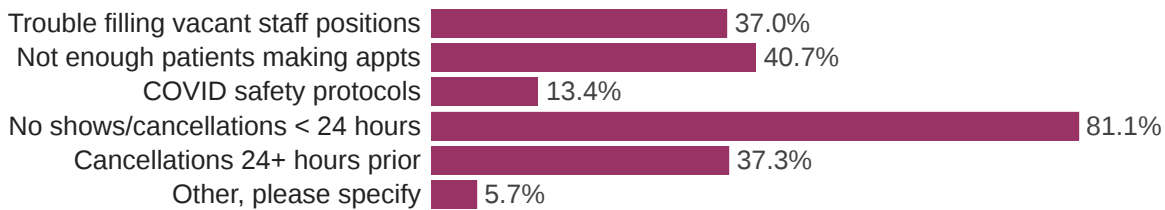


Factors Preventing a Full Schedule

Which of the following factors prevented your dental practice’s appointment schedule from reaching 100% last week? (Select all that apply.)

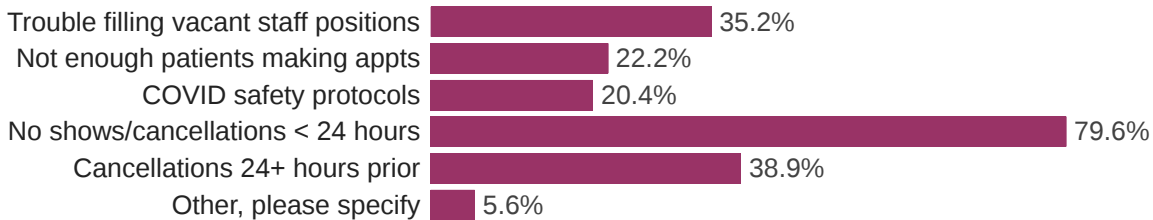
General Practice

829 Responses



Pediatric Dentistry

54 Responses




New Patient Wait Times

[Owners only] Looking back 12 months ago, how long did the average new patient have to wait for an initial appointment (excluding emergencies)?

Mean number of days waited

Dentists in private practice

1128 Responses



Dentists in public health settings

50 Responses



Staff Recruitment

General Practice

Have you recently or are you currently recruiting any of the following positions in your dental practice?

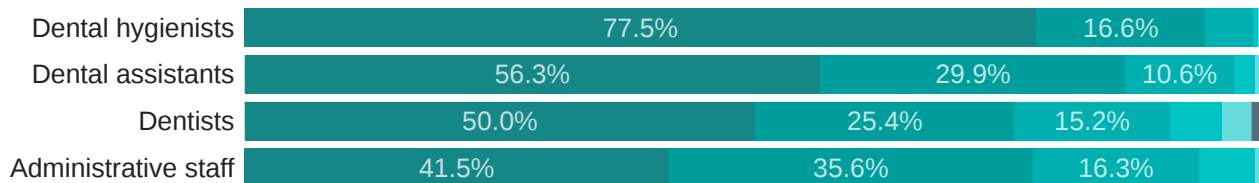
1027 Responses



● Yes ● No ● Not sure

How challenging has it been to recruit the position(s) below?

631 Responses

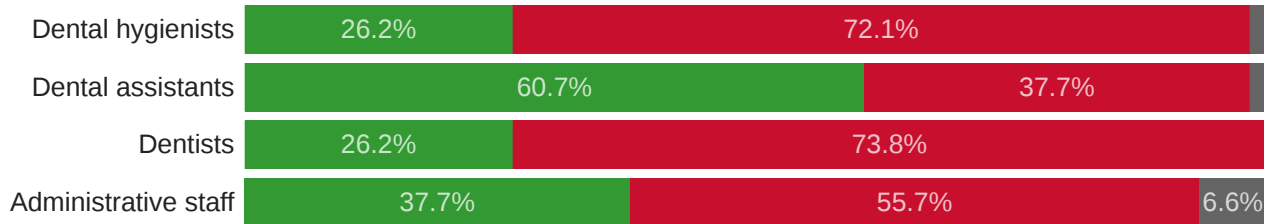


● Extremely challenging ● Very challenging ● Moderately challenging ● Slightly challenging
● Not challenging at all ● Not sure/Not applicable

Pediatric Dentistry

Have you recently or are you currently recruiting any of the following positions in your dental practice?

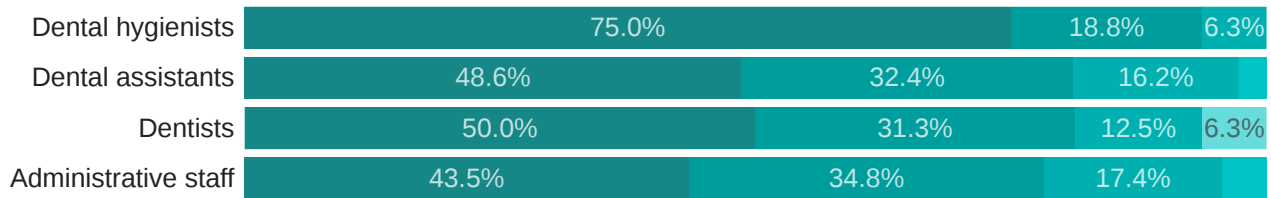
61 Responses



● Yes ● No ● Not sure

How challenging has it been to recruit the position(s) below?

45 Responses




● Extremely challenging ● Very challenging ● Moderately challenging ● Slightly challenging
● Not challenging at all ● Not sure/Not applicable

Periodontics

Have you recently or are you currently recruiting any of the following positions in your dental practice?

32 Responses

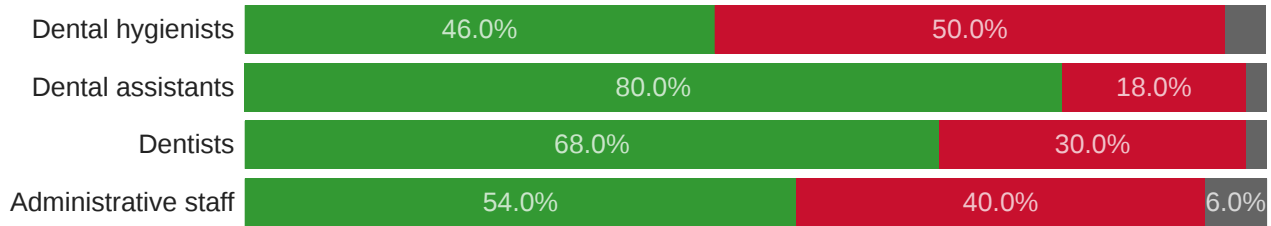


● Yes ● No ● Not sure

Dentists in Public Health Settings

Have you recently or are you currently recruiting any of the following positions in your dental practice?

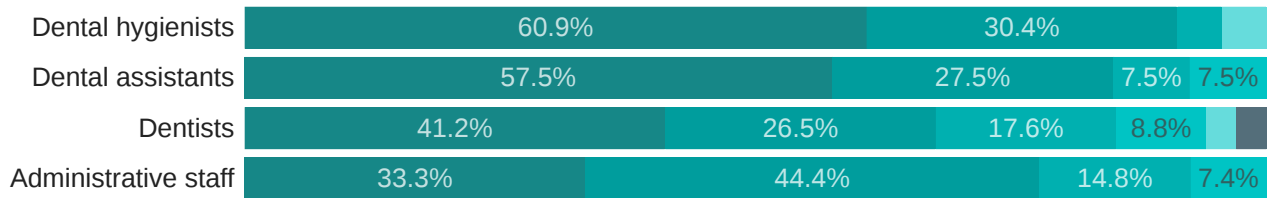
50 Responses



● Yes ● No ● Not sure

How challenging has it been to recruit the position(s) below?

49 Responses



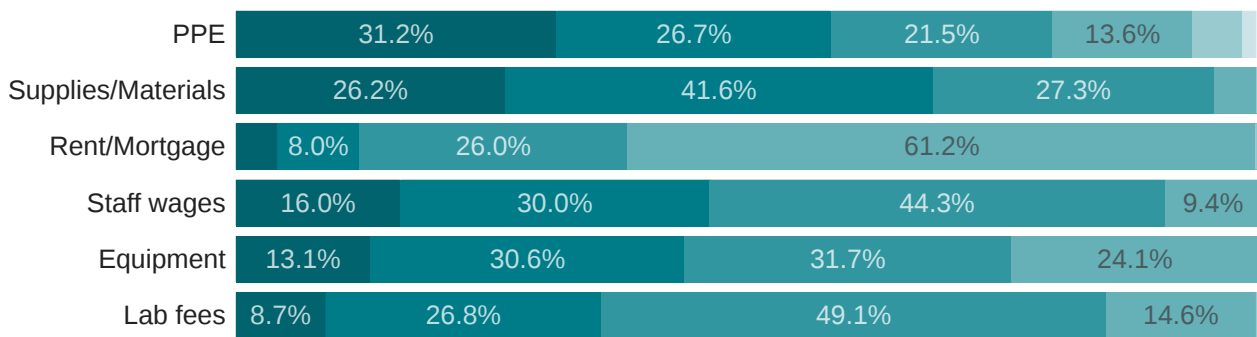
● Extremely challenging ● Very challenging ● Moderately challenging ● Slightly challenging
● Not challenging at all ● Not sure/Not applicable

Change in Prices and Reimbursement

General Practice

How have prices changed for your practice in each of the following categories of expenses over the past 12 months?

962 Responses



- Increased more than 20%
- Increased 11-20%
- Increased 1-10%
- Stayed about the same
- Decreased 1-10%
- Decreased 11-20%
- Decreased more than 20%

How has the average reimbursement level from all insurance companies in your practice changed in the last 12 months?

962 Responses

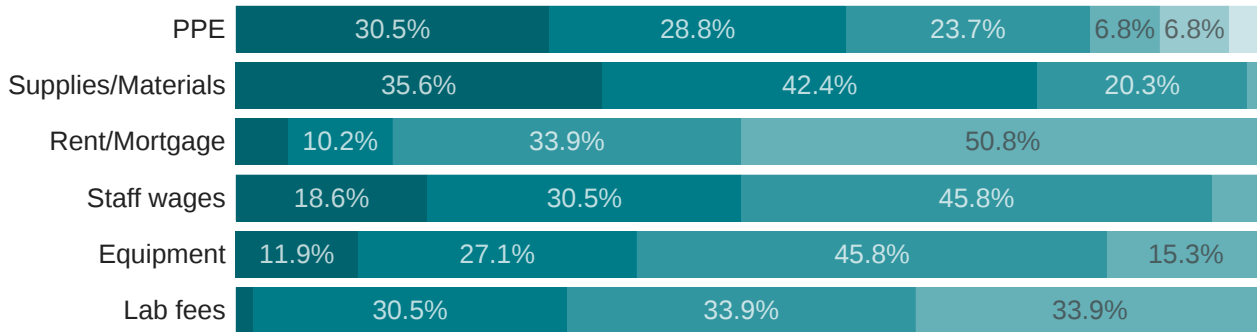


- Increased by more than 10%
- Increased by 6-10%
- Increased by 1-5%
- Stayed about the same
- Decreased by 1-5%
- Decreased by 6-10%
- Decreased by more than 10%
- My practice does not participate in any insurance networks

Pediatric Dentistry

How have prices changed for your practice in each of the following categories of expenses over the past 12 months?

59 Responses



- Increased more than 20%
- Increased 11-20%
- Increased 1-10%
- Stayed about the same
- Decreased 1-10%
- Decreased 11-20%
- Decreased more than 20%

How has the average reimbursement level from all insurance companies in your practice changed in the last 12 months?

59 Responses

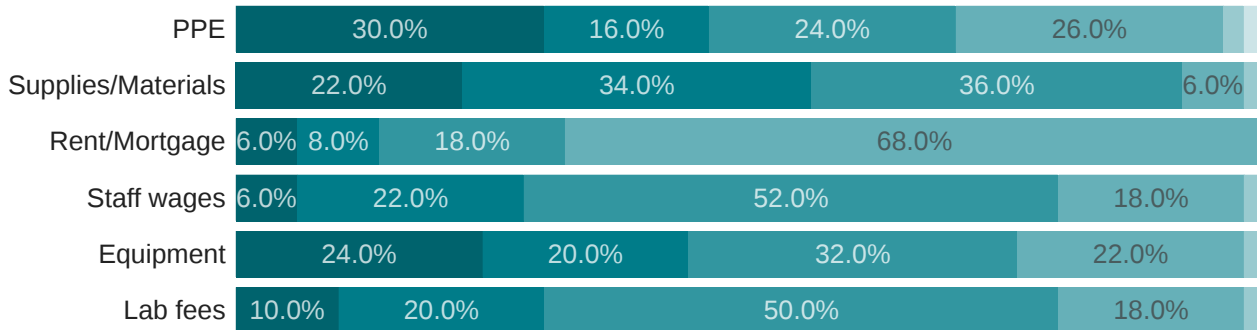


- Increased by more than 10%
- Increased by 6-10%
- Increased by 1-5%
- Stayed about the same
- Decreased by 1-5%
- Decreased by 6-10%
- Decreased by more than 10%
- My practice does not participate in any insurance networks

Dentists in Public Health Settings

How have prices changed for your practice in each of the following categories of expenses over the past 12 months?

50 Responses



- Increased more than 20%
- Increased 11-20%
- Increased 1-10%
- Stayed about the same
- Decreased 1-10%
- Decreased 11-20%
- Decreased more than 20%

Number of Responses by Specialty

Dentists In Private Practice	Choice Count
General Practice (GP)	1,027
Oral and Maxillofacial Surgery (OMS)	23
Endodontics (ENDO)	27
Orthodontics (ORTHO)	22
Pediatric Dentistry (PED)	61
Periodontics (PERIO)	32
Prosthodontics (PROS)	10

Practice Setting	Choice Count
Dentist in private practice	1,204
Dentists in public health settings	50