

About this Study

To better understand the economic and operational conditions in dental practices and public health clinics over time, and to measure the impact of emerging issues in dentistry, the ADA Health Policy Institute launched a tracking poll in January 2022.

The survey for the the first quarter of 2024 was sent December 9, 2024 to 2,425 panel members; 954 responded, for an adjusted response rate (excluding undeliverable email addresses) of 39.3%. The number of dentists by specialty and practice setting can be found at the end of this report.

This report features results from the latest wave of this study broken out by the following practice areas/specialties:

- General practice (GP)
- Pediatric dentistry (PED)

Additionally, results are reported for dentists that practice in public health settings (DiPHS), regardless of specialty. (Please note that this group should not be confused with dental public health specialists.) **Please note that we only include graphics representing at least 30 responses.** Because of this, we were not able to include results for the following specialties in this report: oral and maxillofacial surgery, endodontics, orthodontics and dentofacial orthopedics, periodontics, prosthodontics. The number of respondents in each practice area/specialty can be found at the end of this report.

This report was published in January 2025 by the American Dental Association's Health Policy Institute.

211 E. Chicago Avenue
Chicago, Illinois 60611
312.440.2928
hpi@ada.org

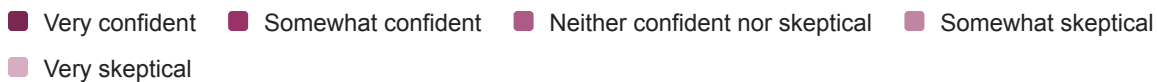
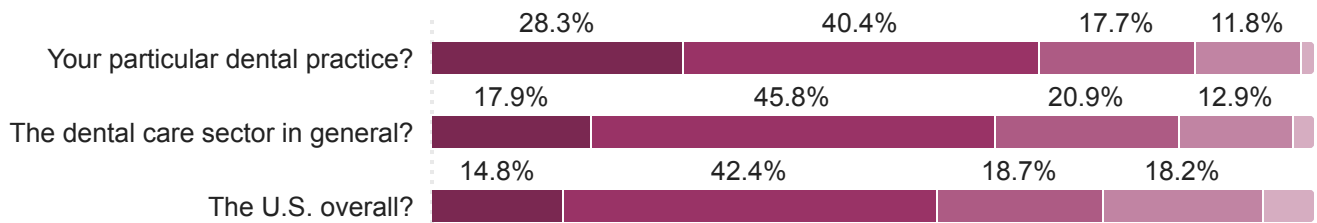
For more information on other publications, products, and services, please visit our website, [ADA.org/HPI](https://ada.org/HPI).

Economic Confidence

Looking ahead the next 6 months, how confident are you in the economic conditions in:

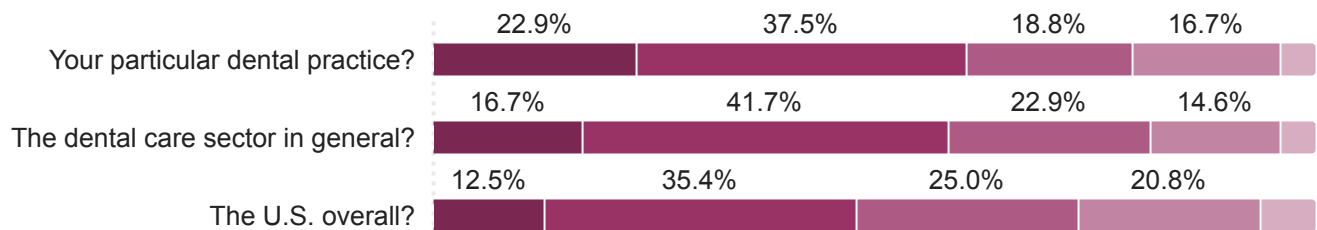
General Practice

769 Responses



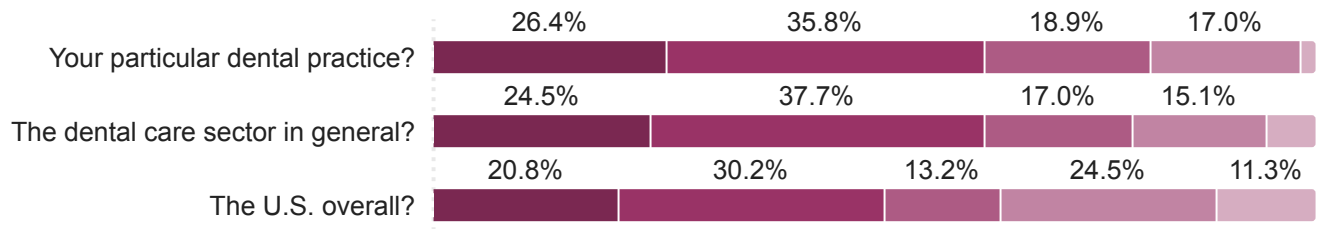
Pediatric Dentistry

48 Responses



Dentists in Public Health Settings

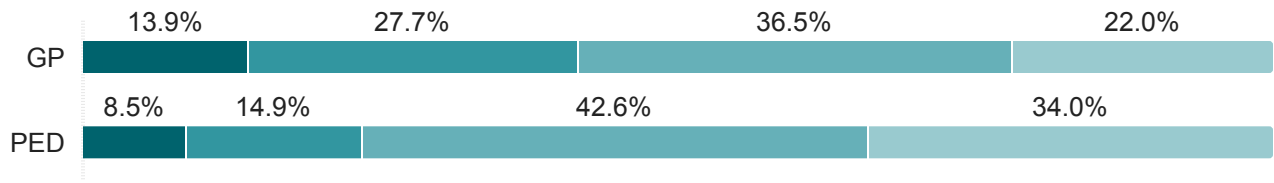
53 Responses



Business

Which of the following best describes your general busyness level over the last 3 months?

Dentists in private practice



- Too busy to treat all people requesting appointments
- Provided care to all who requested appointments but was overworked
- Provided care to all who requested appointments but was not overworked
- Not busy enough, could have treated more patients

Dentists in Public Health Settings



New Patient Wait Times

[Owners only] Is your practice currently accepting new patients?

(Percent answering "yes")

Dentists in private practice



Dentists in Public Health Settings

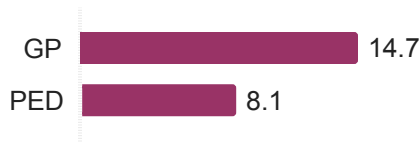
53 Responses



[If accepting new patients] Currently, how many business days does the average new patient have to wait for an initial appointment (excluding emergencies)?

Mean number of days

Dentists in Private Practice



Dentists in Public Health Settings

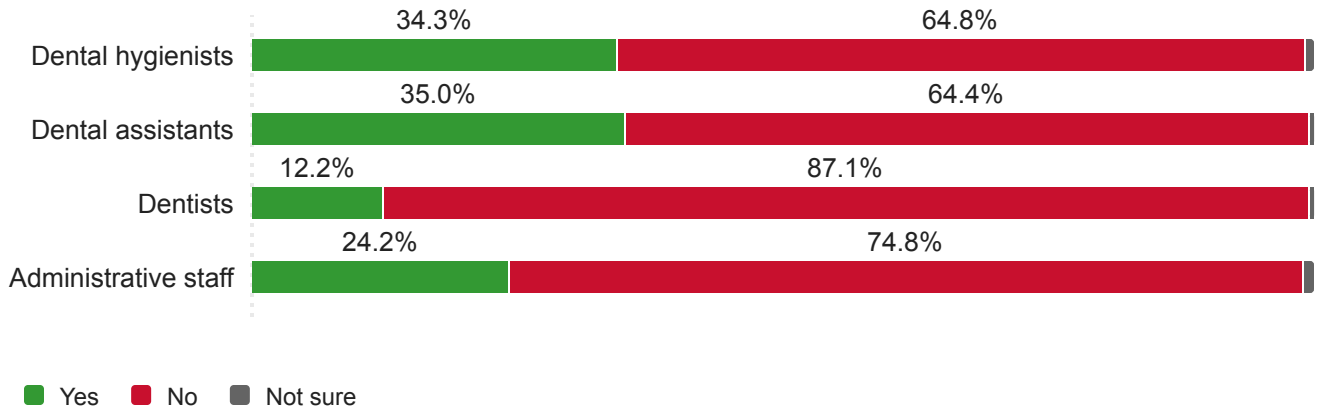


Staff Recruitment

General Practice

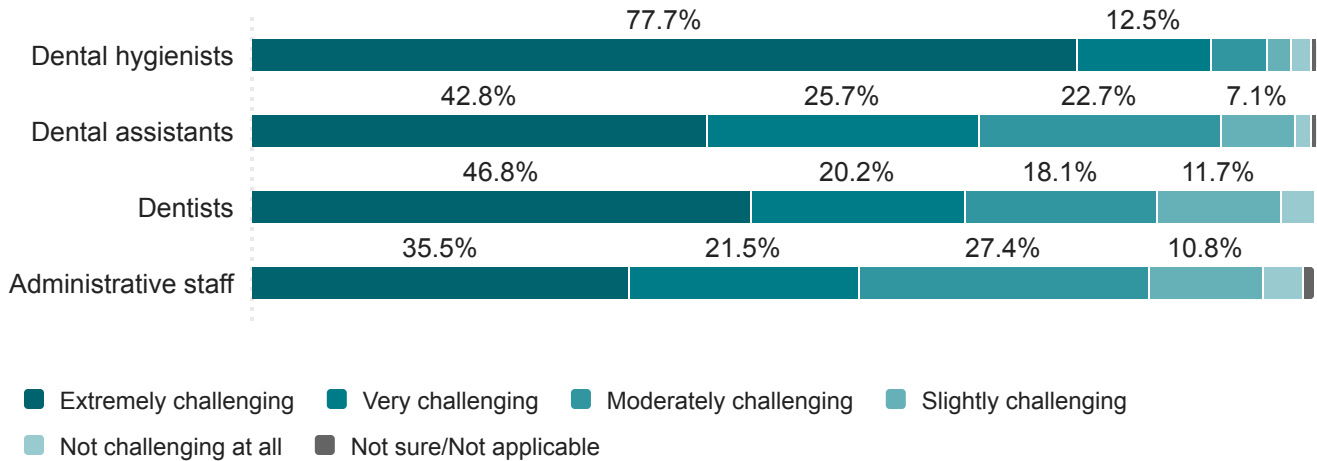
Currently, or at any time during the last 3 months, have you recruited any of the following positions?

769 Responses



How challenging has it been to recruit the position(s) below over the last 3 months?

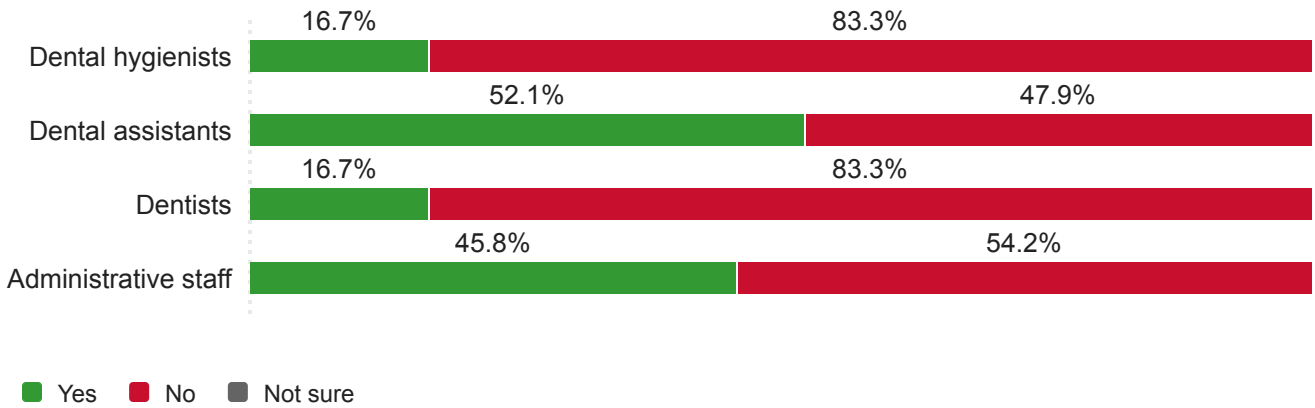
451 Responses



Pediatric Dentistry

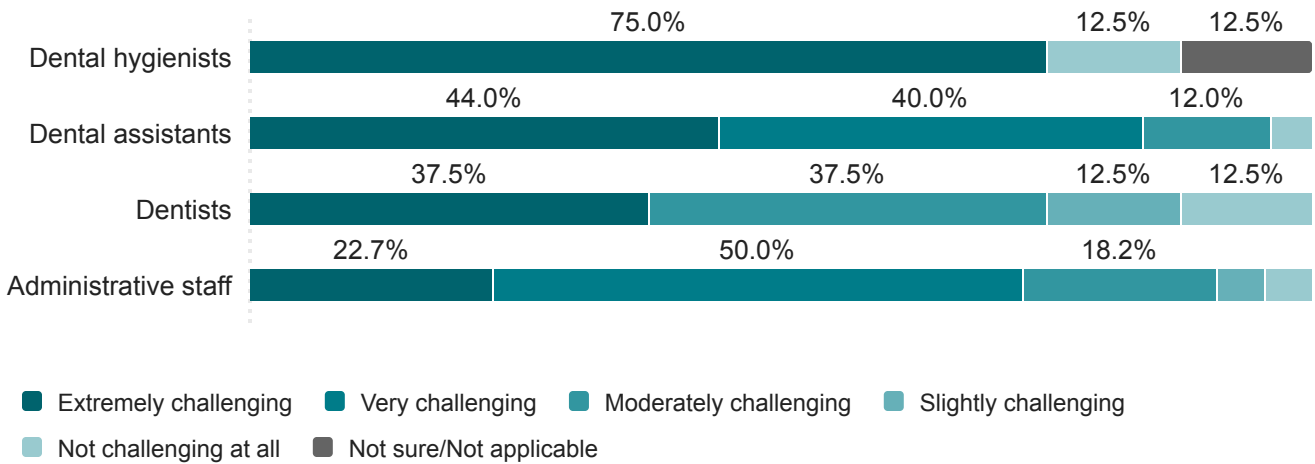
Currently, or at any time during the last 3 months, have you recruited any of the following positions?

48 Responses



How challenging has it been to recruit the position(s) below over the last 3 months?

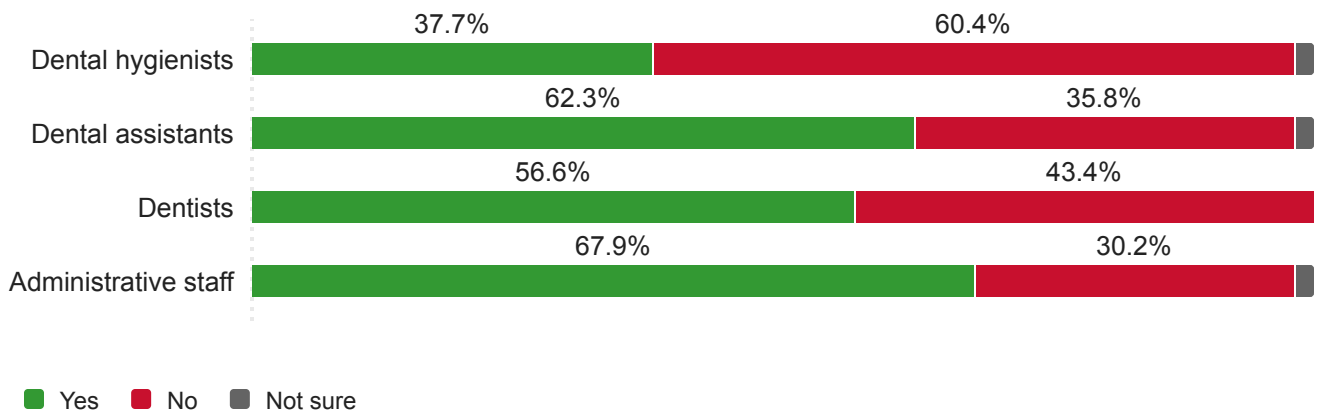
34 Responses



Dentists in Public Health Settings

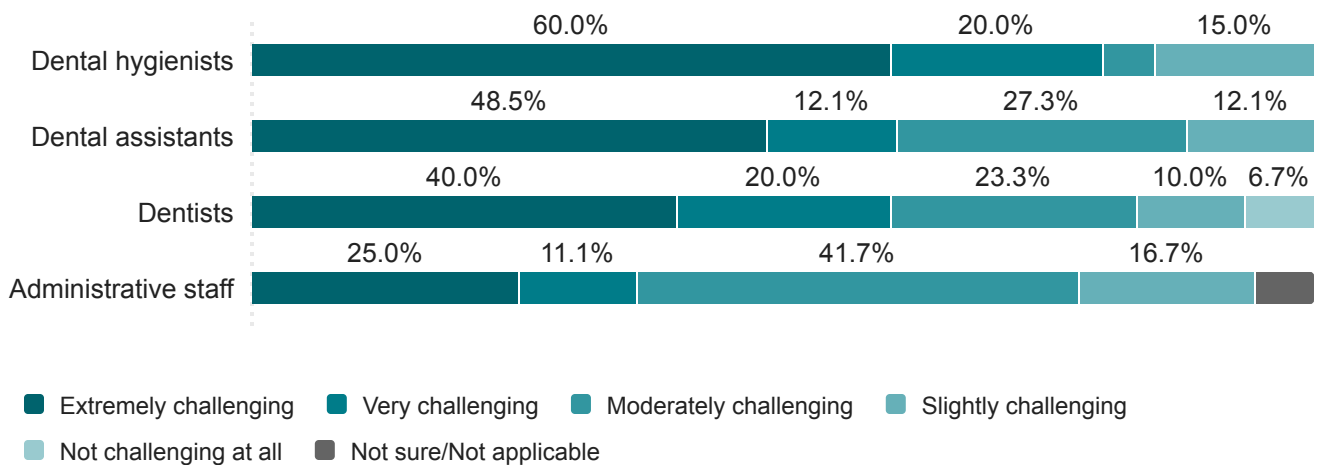
Currently, or at any time during the last 3 months, have you recruited any of the following positions?

53 Responses



How challenging has it been to recruit the position(s) below over the last 3 months?

47 Responses

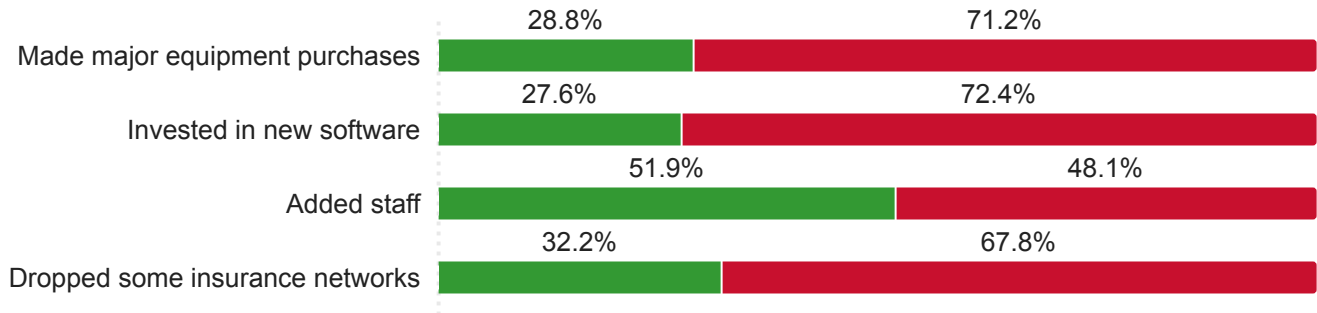


Recent Practice Decisions

[Owner dentists] Since the beginning of 2024, have you done any of the following in your practice?

General Practice

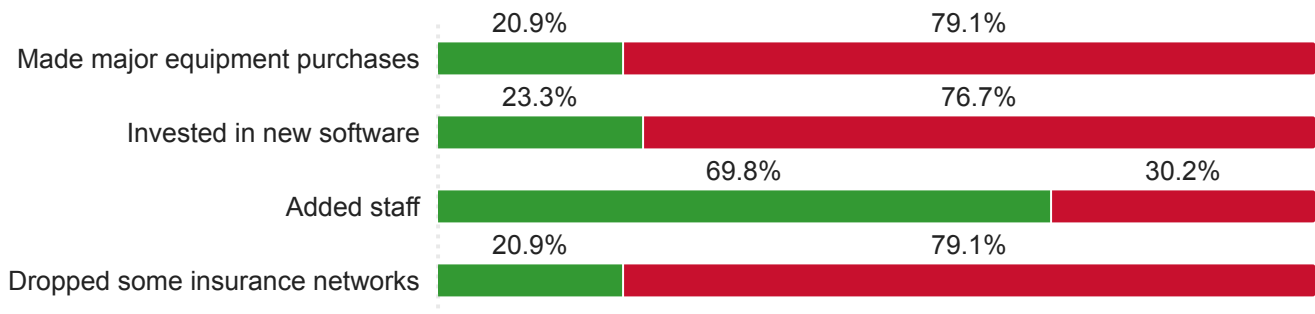
680 Responses



■ Yes ■ No

Pediatric Dentistry

43 Responses



Insurance Network Drops

Approximately what percentage of the patient base were in the insurance networks that your practice dropped out of since the beginning of 2024?



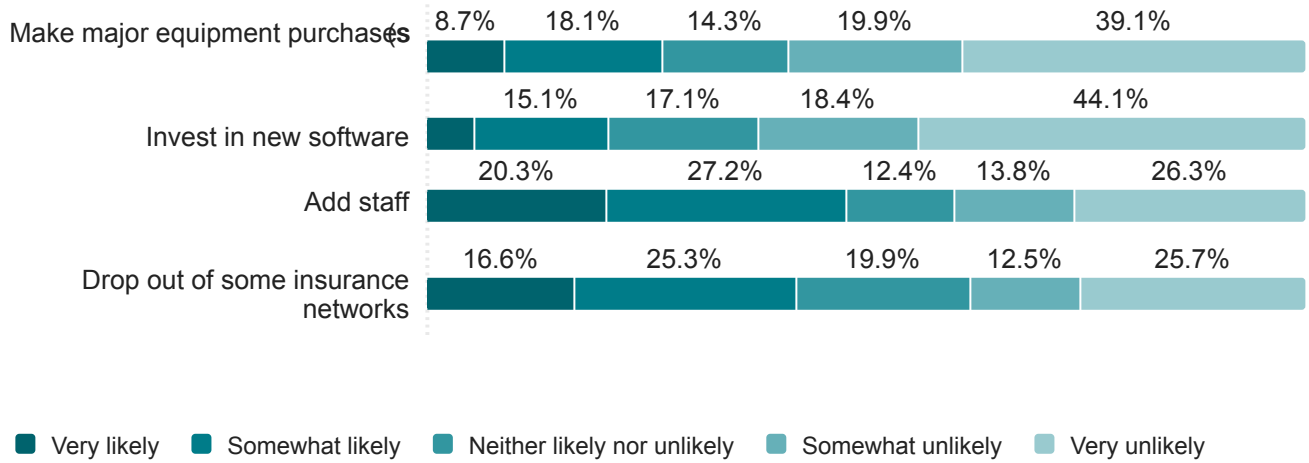
■ Mean % of patient base

Future Practice Decisions

Looking ahead to 2025, how likely are you to do each of the following for your dental practice?

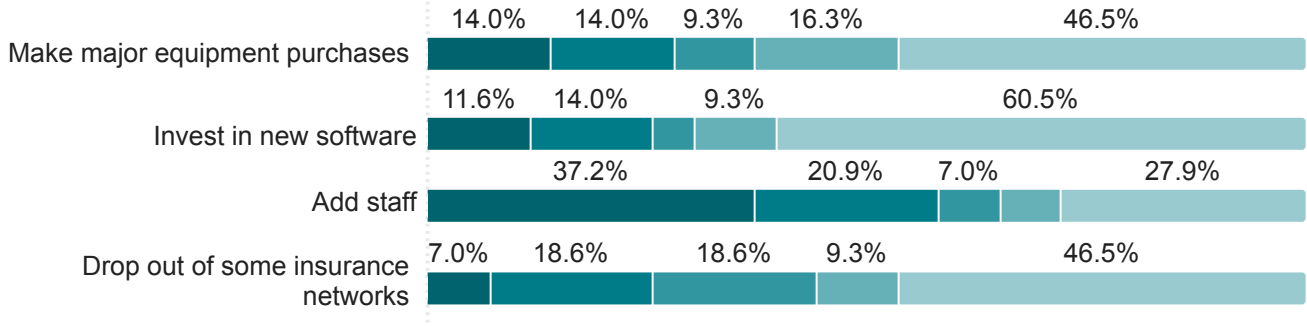
General Practice

680 Responses



Pediatric Dentistry

43 Responses



Dentists in private practice

Specialty	Choice Count
General practice (GP)	769
Oral and maxillofacial surgery (OMS)	14
Endodontics (ENDO)	7
Orthodontics (ORTHO)	21
Pediatric dentistry (PED)	47
Periodontics (PERIO)	24
Prosthodontics (PROS)	8
Dental public health (DPH)	2
Orofacial Pain	1

Practice Setting	Choice Count
Dentist in private practice	901
Dentist in public health setting	53