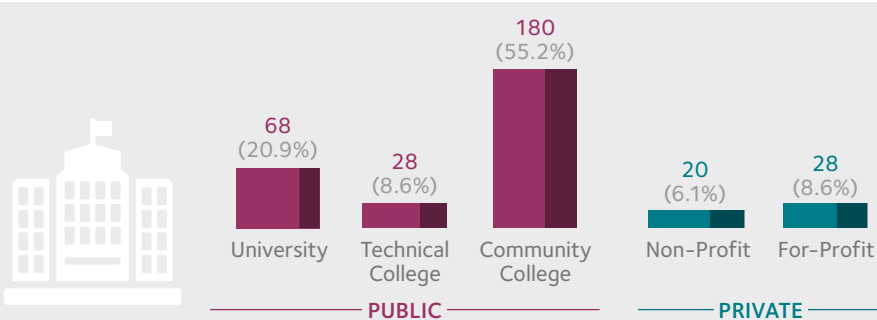
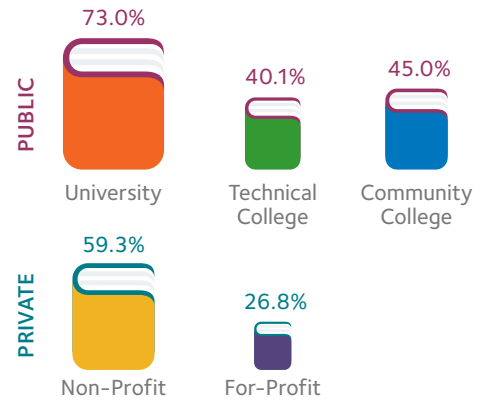


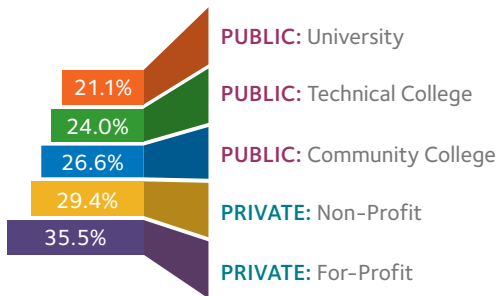
Dental Hygiene Student Characteristics by Type of Sponsoring Institution



USING DATA FROM THE 2021-22 SURVEY OF DENTAL HYGIENE EDUCATION PROGRAMS, we examined student characteristics by type of sponsoring institution. Five different types of programs are compared in this infographic, three of which are public (those at a university, technical college or institute, or community college), and two of which are private (non-profit and for-profit colleges and universities).

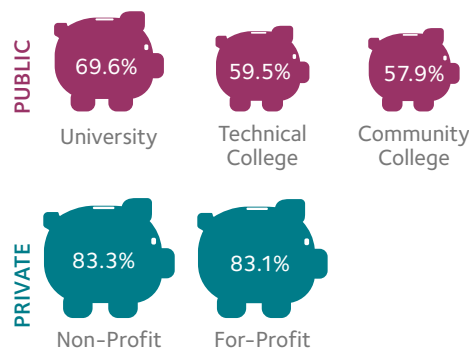


THE PERCENTAGE OF FIRST-YEAR STUDENTS UNDER 24 was highest at public universities, while private for-profit programs had the highest percentage 24 or older.

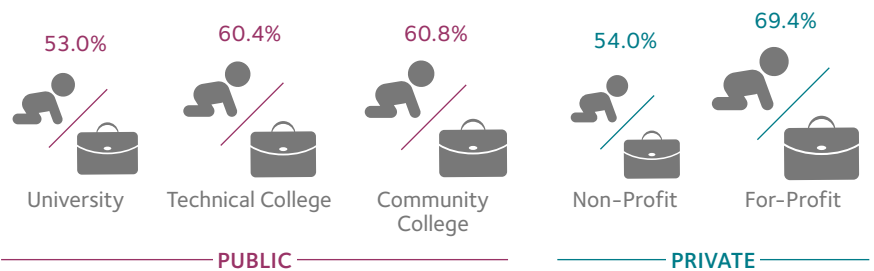


THE PERCENTAGE OF HURE¹ FIRST-YEAR STUDENTS was higher at private for-profit colleges than any other type of program.

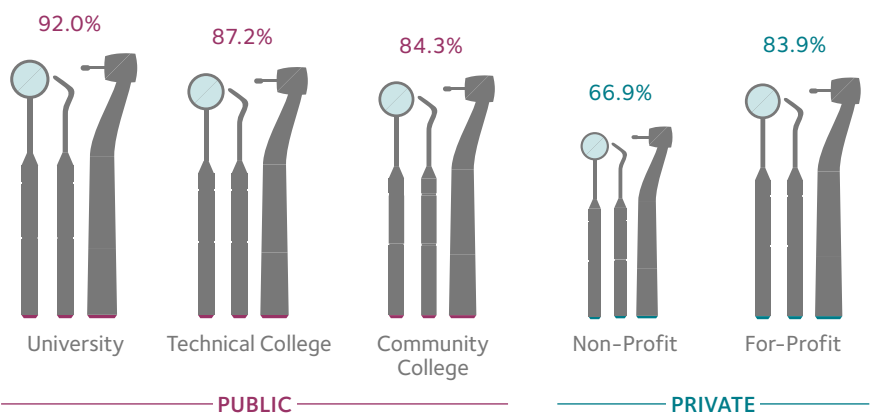
¹ Historically underrepresented racial and ethnic groups: Hispanic, Black or African-American, American Indian or Alaska Native, and Native Hawaiian or other Pacific Islander.



THE MAJORITY OF STUDENTS RECEIVE FINANCIAL AID at each type of program, with students at private schools most likely to have it.



STUDENTS WITH JOB OR FAMILY CARE RESPONSIBILITIES are common, regardless of the type of institution; between nearly one-half and over two-thirds of students at each type of school have them.



PARTICIPATION IN A DENTAL-RELATED ACTIVITY among members of the 2020 graduating class was similarly high, regardless of the type of institution.

Source: ADA Health Policy Institute, Commission on Dental Accreditation 2021-22 Survey of Dental Hygiene Education Programs.