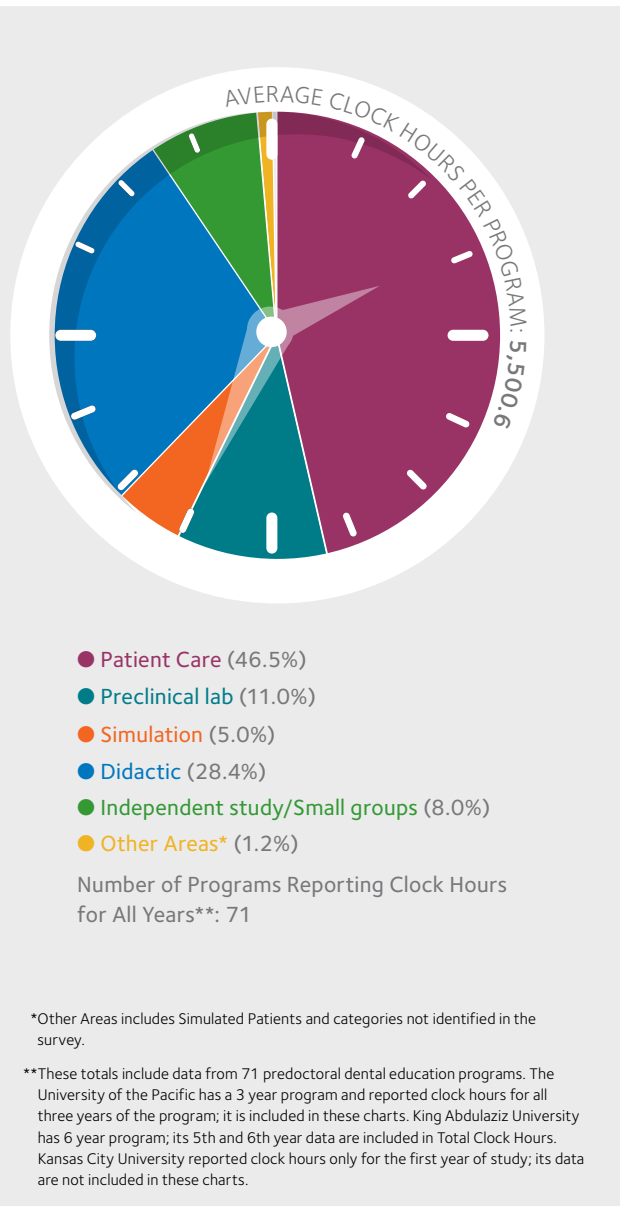


Distribution of Clock Hours of Instruction in Dental Schools by Class Year

THERE WERE 71 DENTAL SCHOOLS accredited by CODA that completed the Curriculum section of the 2023–24 survey and reported complete clock hour information for all class years and areas of instruction.

The total number of clock hours by class year rise for the first three years of dental school instruction, and decrease slightly in the final year. The majority of time in the first two years is spent in didactic instruction while the final two years are spent predominately in patient care.



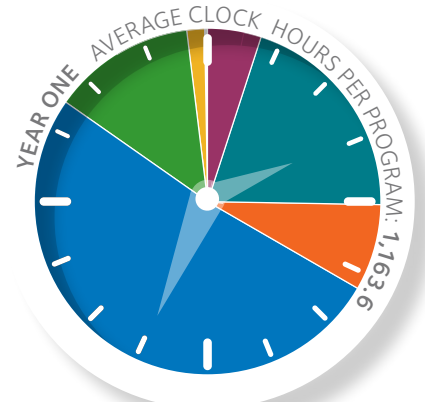
*Other Areas includes Simulated Patients and categories not identified in the survey.

**These totals include data from 71 predoctoral dental education programs. The University of the Pacific has a 3 year program and reported clock hours for all three years of the program; it is included in these charts. King Abdulaziz University has 6 year program; its 5th and 6th year data are included in Total Clock Hours. Kansas City University reported clock hours only for the first year of study; its data are not included in these charts.

Source: American Dental Association, Health Policy Institute, Commission on Dental Accreditation 2023–24 Survey of Dental Education: Report 4 – Curriculum.

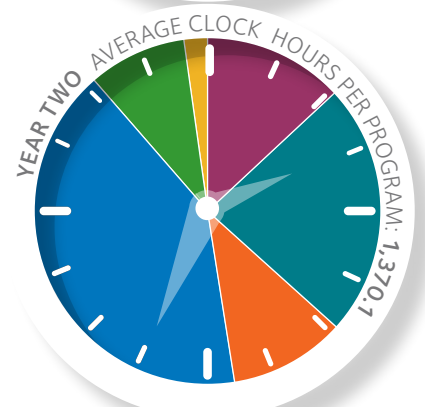
- Patient Care (5.1%)
- Preclinical lab (20.3%)
- Simulation (8.0%)
- Didactic (51.6%)
- Independent study/Small groups (13.2%)
- Other Areas* (1.9%)

Number of Programs Reporting Clock Hours for Year One: 71



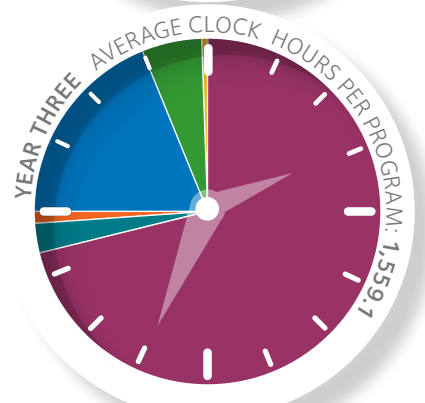
- Patient Care (13.2%)
- Preclinical lab (23.4%)
- Simulation (11.0%)
- Didactic (41.1%)
- Independent study/Small groups (9.0%)
- Other Areas* (2.1%)

Number of Programs Reporting Clock Hours for Year Two: 71



- Patient Care (71.3%)
- Preclinical lab (2.6%)
- Simulation (1.2%)
- Didactic (18.9%)
- Independent study/Small groups (5.4%)
- Other Areas* (0.5%)

Number of Programs Reporting Clock Hours for Year Three: 71



- Patient Care (85.7%)
- Preclinical lab (0.5%)
- Simulation (0.8%)
- Didactic (7.7%)
- Independent study/Small groups (4.9%)
- Other Areas* (0.4%)

Number of Programs Reporting Clock Hours for Year Four: 70

