

# Economic Outlook and Emerging Issues in Dentistry

*Insights from Data from Q2 2025:  
Fluoride Supplement Prescriptions*

# Key Takeaways

## Nearly 2 in 3 dentists prescribe fluoride supplements to their patients.

Among those who prescribe fluoride supplements to **child patients**:

- Those who see only child patients most often prescribe *high-concentration fluoride toothpaste* (71.1%) and almost two-thirds prescribe *fluoride tablets* (62.8%).
- Those who see both child and adult patients most often recommend *more frequent application of fluoride varnish* (72.8%). About half prescribe *high-concentration fluoride toothpaste* (52.3%) or *fluoride rinse* (51.9%).
- In states where 33% or less of the population is served by fluoridated water systems, half (51.0%) prescribe *fluoride tablets* and 36.3% prescribe *fluoride drops* to child patients compared to 29.2% and 23.3% of their counterparts in other states.

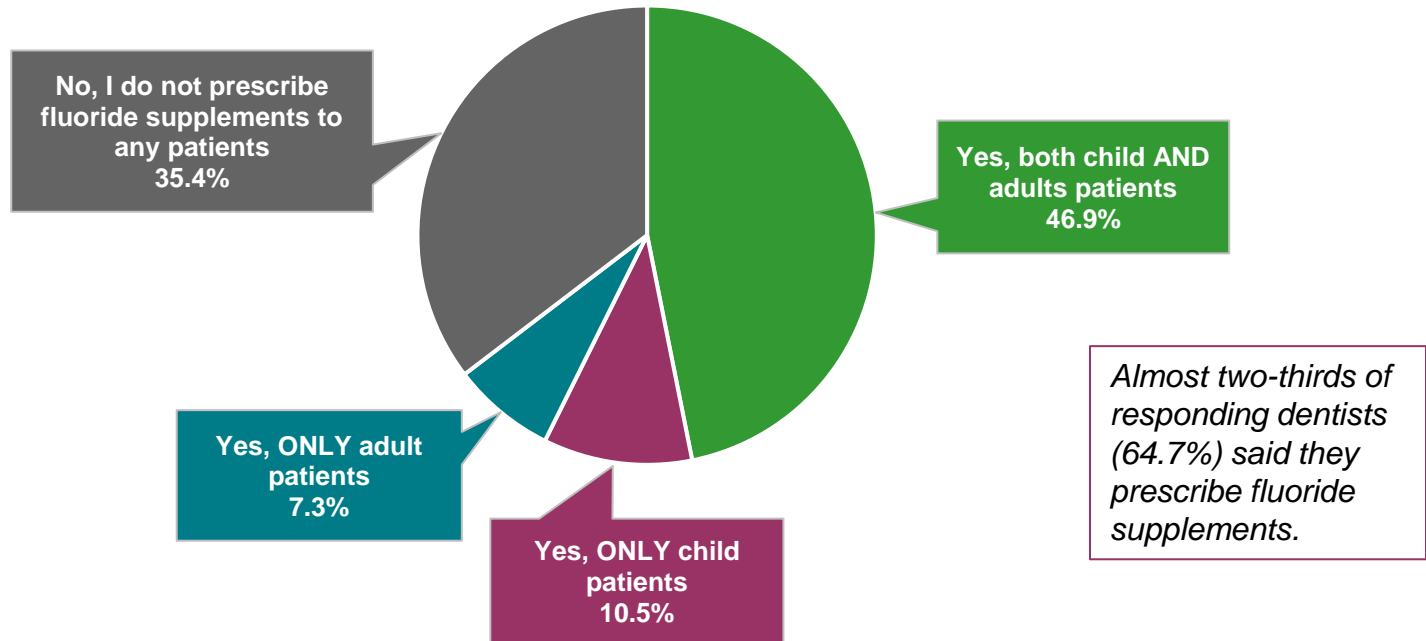
# Key Takeaways (continued)

Among those who prescribe fluoride supplements to **adult patients**:

- Those who see both child and adult patients more often recommend *more frequent application of fluoride varnish* (65.9%), *fluoride rinse* (53.8%), or *high-concentration fluoride gel* (51.9%) compared to those who see only adult patients (39.7%, 44.8%, and 36.2%, respectively).
- Among all dentists who see adult patients, the most common type of fluoride supplement prescribed is *high-concentration fluoride toothpaste* (84.1% and 89.7%).
- In states where 33% or less of the population are served by fluoridated water systems, 74.4% prescribe *high-concentration fluoride toothpaste* compared to 86.9% of their counterparts in other states.

# Most Dentists Prescribe Fluoride Supplements

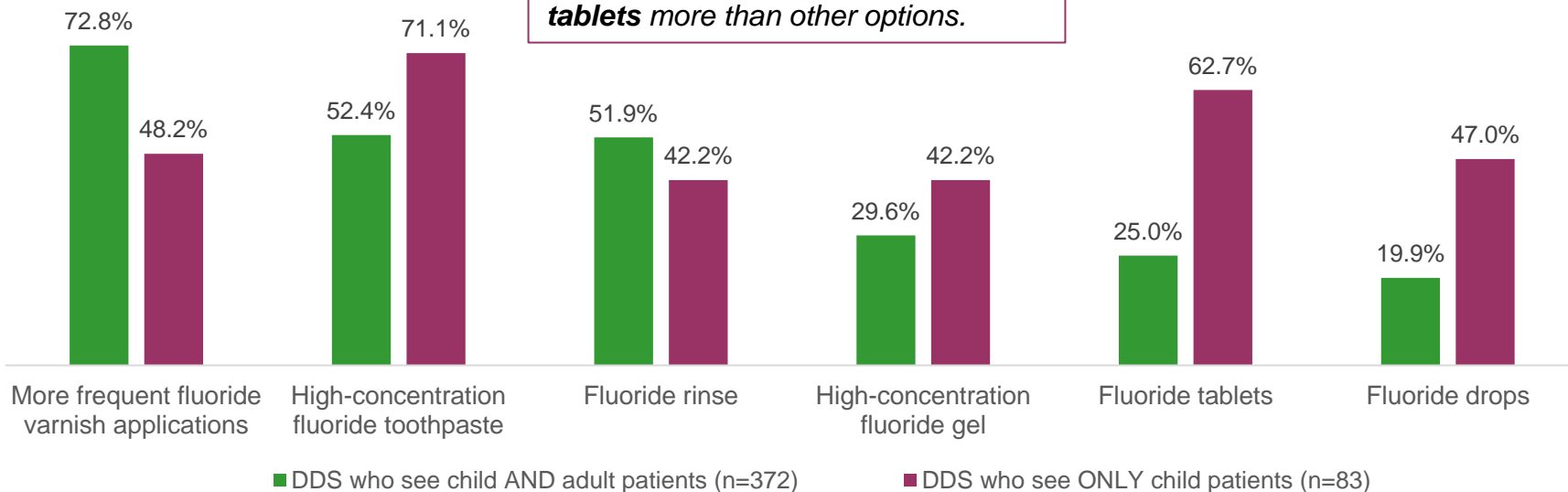
Do you prescribe fluoride supplements for any of your patients? (n=794)



# Fluoride Prescriptions for Child Patients

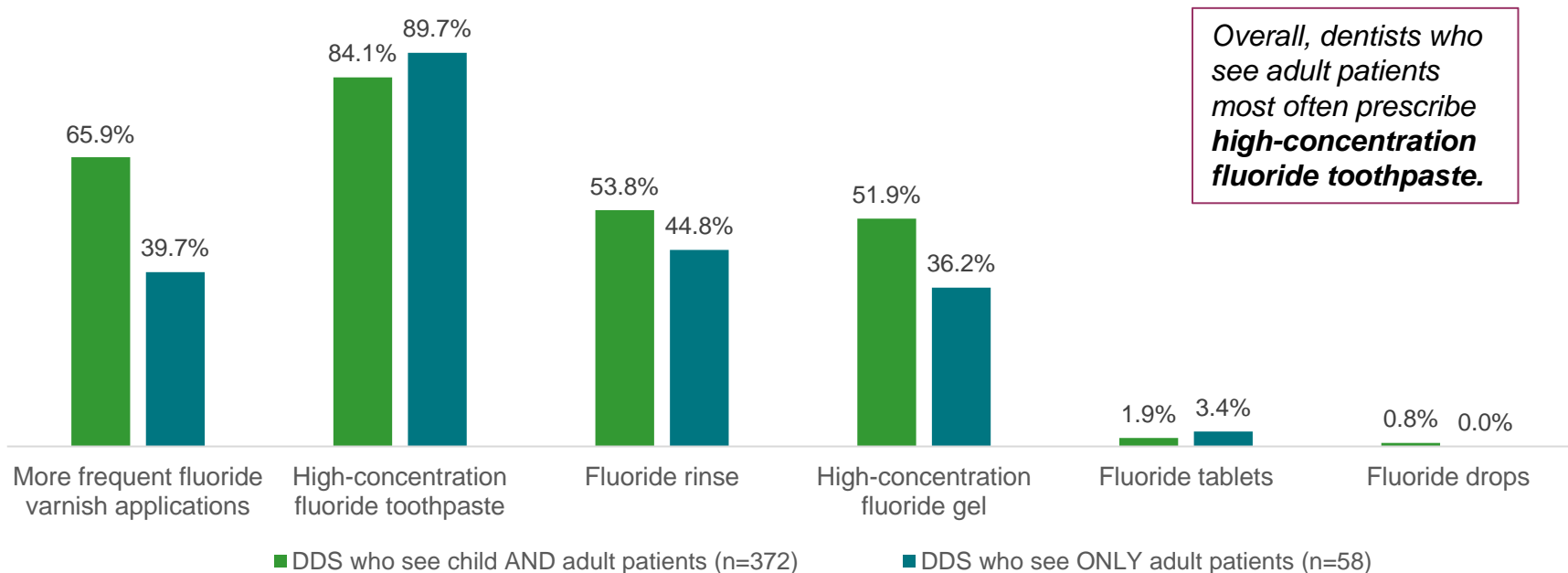
What type of fluoride supplements do you prescribe for child/adult patients?

*Dentists who see only child patients tend to prescribe **high-concentration fluoride toothpaste** and/or **fluoride tablets** more than other options.*



# Fluoride Prescriptions for Adult Patients

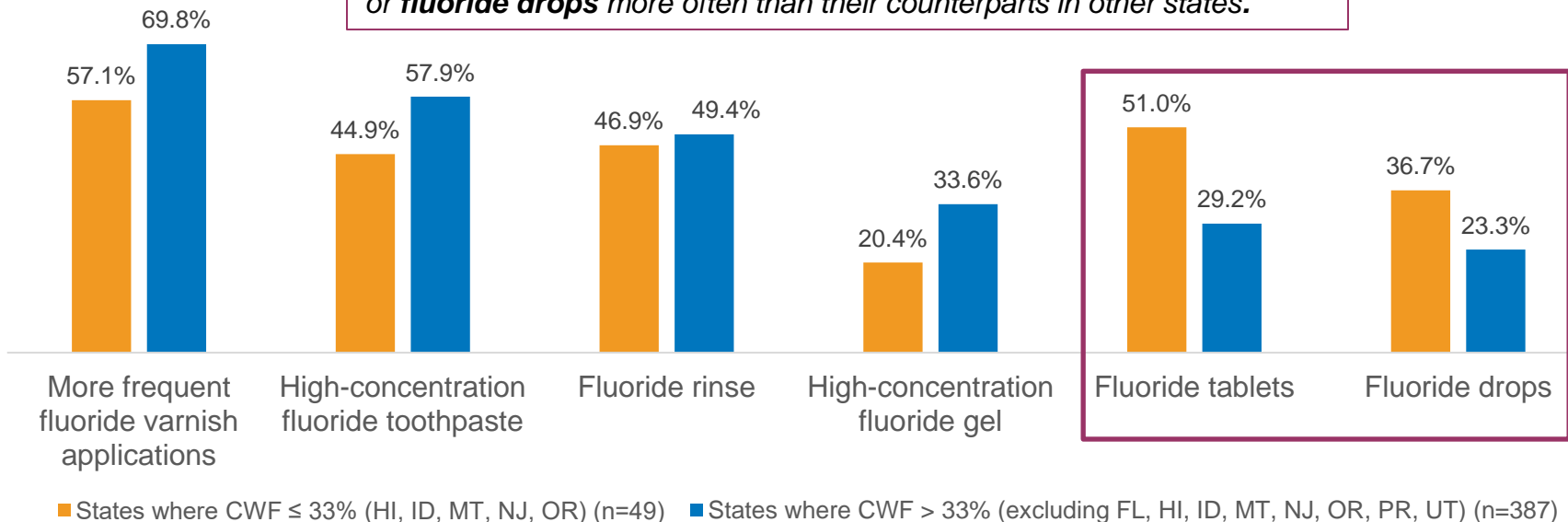
What type of fluoride supplements do you prescribe for child/adult patients?



# Child Fluoride Prescriptions and Population Served by Fluoridated Water Systems

## What type of fluoride supplements do you prescribe for child/adult patients?

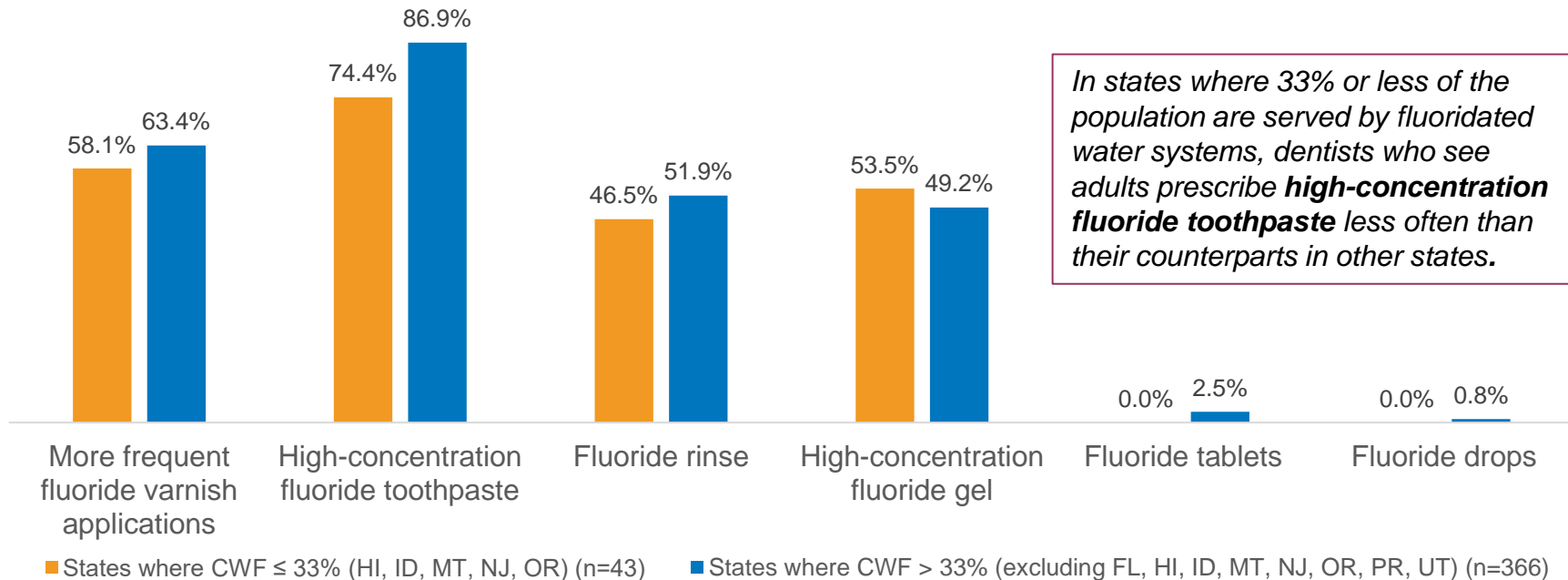
*In states where 33% or less of the population are served by fluoridated water systems, dentists who see child patients prescribe **fluoride tablets** or **fluoride drops** more often than their counterparts in other states.*



Source: 2022 Water Fluoridation Statistics | Fluoridation | CDC. Available from: <https://www.cdc.gov/fluoridation/php/statistics/2022-water-fluoridation-statistics.html>

# Adult Fluoride Prescriptions and Population Served by Fluoridated Water Systems

## What type of fluoride supplements do you prescribe for child/adult patients?



*In states where 33% or less of the population are served by fluoridated water systems, dentists who see adults prescribe **high-concentration fluoride toothpaste** less often than their counterparts in other states.*


Source: 2022 Water Fluoridation Statistics | Fluoridation | CDC. Available from: <https://www.cdc.gov/fluoridation/php/statistics/2022-water-fluoridation-statistics.html>

# Methods

- These data were collected as part of a larger, quarterly, online poll originally launched in January 2022 with the goal to better understand the economic and operational conditions in dental practices and public health clinics over time and to measure the impact of emerging issues in dentistry.
- Percentage of population served by fluoridated water systems was taken from *2022 Water Fluoridation Statistics | Fluoridation | CDC* (<https://www.cdc.gov/fluoridation/php/statistics/2022-water-fluoridation-statistics.html>) and used to classify states into two groups: 33% or less vs. more than 33% of the population served by fluoridated water systems. Florida, Utah, and Puerto Rico were not included in either group.

# Methods (continued)

- This quarter's poll was distributed to nearly 2,500 panel members; 799 dentists participated in Q2 2025.
- Data was collected June 16 - 22, 2025.
- Core measures: Economic confidence, patient wait times, busyness levels, recruitment needs and challenges, recent practice decisions.
- New in Q2 2025: **Dentists' prescription of fluoride supplements and types of fluoride supplements prescribed**, and actual and expected increases in practice expenses.
- Complete reports available at [ADA.org/HPI](https://ada.org/HPI).



[ADA.org/HPI](https://ada.org/HPI)

[hpi@ada.org](mailto:hpi@ada.org)

 [marko-vujicic](#)



Health  
Policy  
Institute

 American Dental Association®