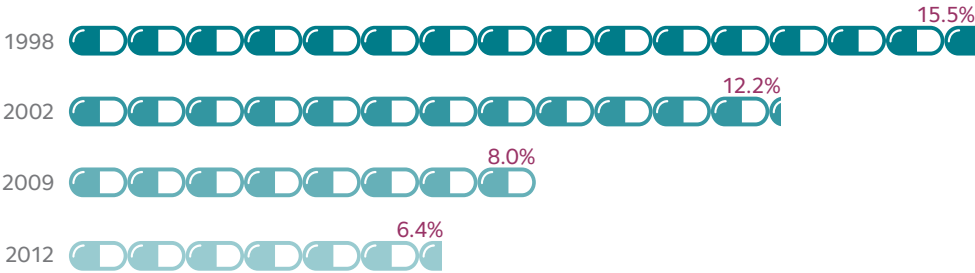


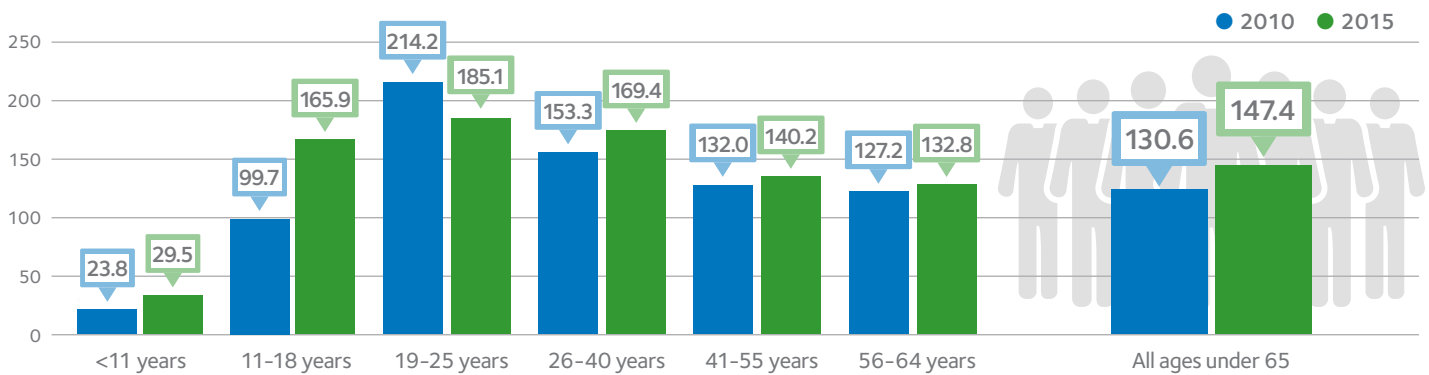
Opioid Prescribing by Dentists

PERCENTAGE OF TOTAL U.S. OPIOID PRESCRIPTIONS THAT ARE PRESCRIBED BY DENTISTS^{1,2}



In 2012, dentists accounted for **6.4%** of total U.S. opioid prescriptions, or 18.5 million.²

NUMBER OF OPIOID PRESCRIPTIONS BY DENTISTS PER 1,000 DENTAL PATIENTS WITH PRIVATE INSURANCE, BY AGE GROUP³

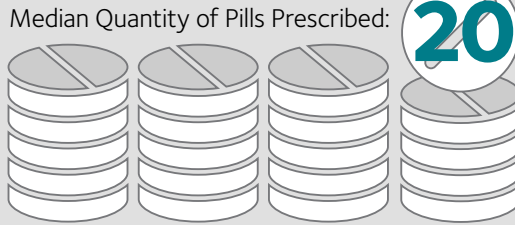


Note: Data exclude individuals 65 years and older. Calculated as the total number of opioid prescriptions prescribed by dentists divided by the total number of individuals with a dental visit among those enrolled in both medical and dental insurance, multiplied by 1,000.

DAYS' SUPPLY AND QUANTITY OF PILLS PRESCRIBED BY DENTISTS AMONG PATIENTS WITH PRIVATE INSURANCE FOR 2010-15³



Median Number of Days' Supply:
3 DAYS



For more resources on prescription opioids in dental offices, please visit ADA.org/opioids.

Sources:

- 1 1998 and 2002 data was obtained from Rigoni, G. C. Drug Utilization for Immediate- and Modified Release Opioids in the U.S. Silver Spring: MD. Division of Surveillance, Research & Communication Support, Office of Drug Safety, Food and Drug Administration, 2003 available at https://www.fda.gov/ohrms/dockets/ac/03/slides/397851_05_Rigoni.ppt. The 2009 data was obtained from Volkow, N.D., McLellan, T.A., Cotto, J.H., Karithanom, M. and Weiss, S.R., 2011. Characteristics of opioid prescriptions in 2009. *JAMA*, 305(13), pp.1299-1301.
- 2 The 2012 data was obtained from Levy, B., Paulozzi, L., Mack, K.A. and Jones, C.M., 2015. Trends in opioid analgesic-prescribing rates by specialty, US, 2007-2012. *American Journal of Preventive Medicine*, 49(3), pp.409-413.
- 3 Gupta N., Vujicic M., Blatz A. Opioid prescribing practices from 2010 through 2015 among dentists in the United States: What do claims data tell us? *JADA*. Available from: <http://bit.ly/2pwiawX>