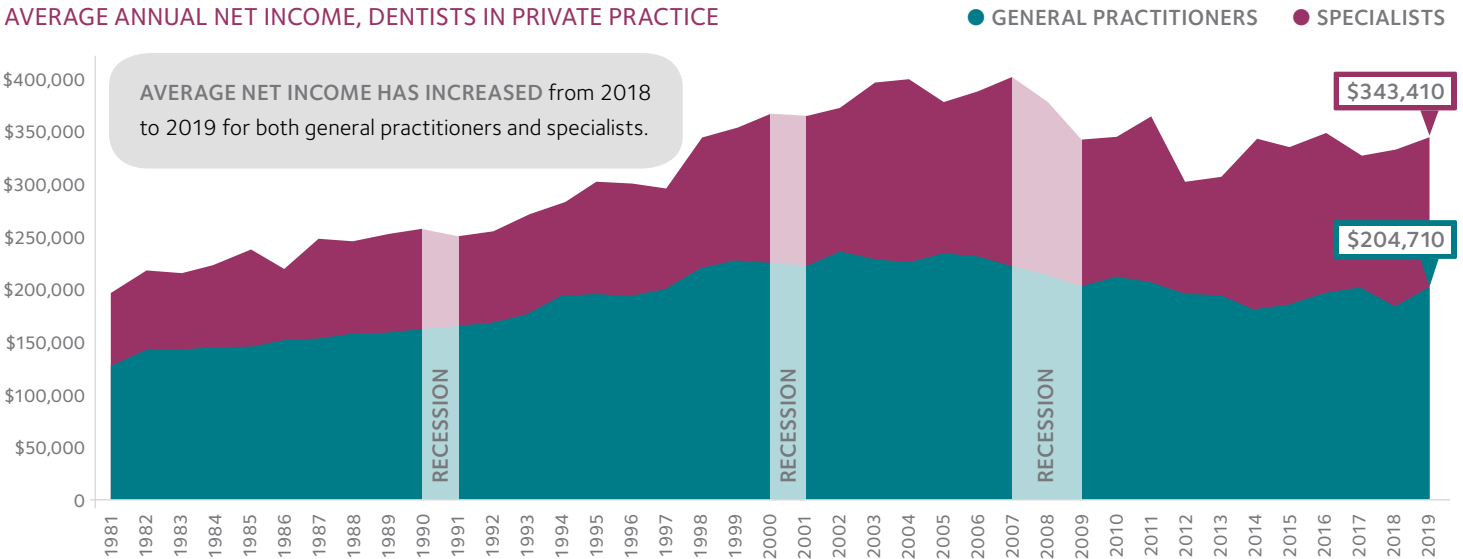


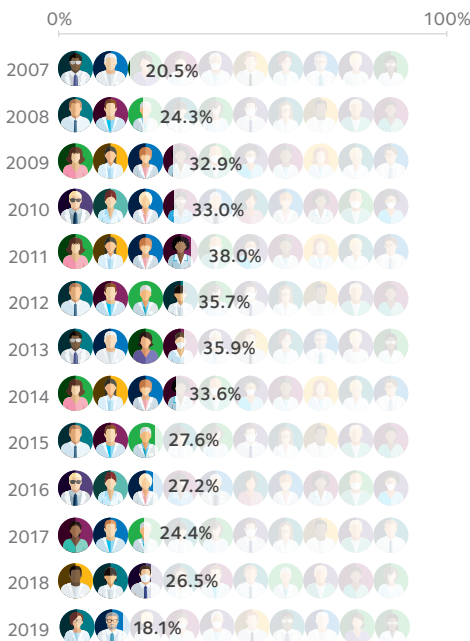
Dentist Earnings and Busyness in the U.S.

AVERAGE ANNUAL NET INCOME, DENTISTS IN PRIVATE PRACTICE

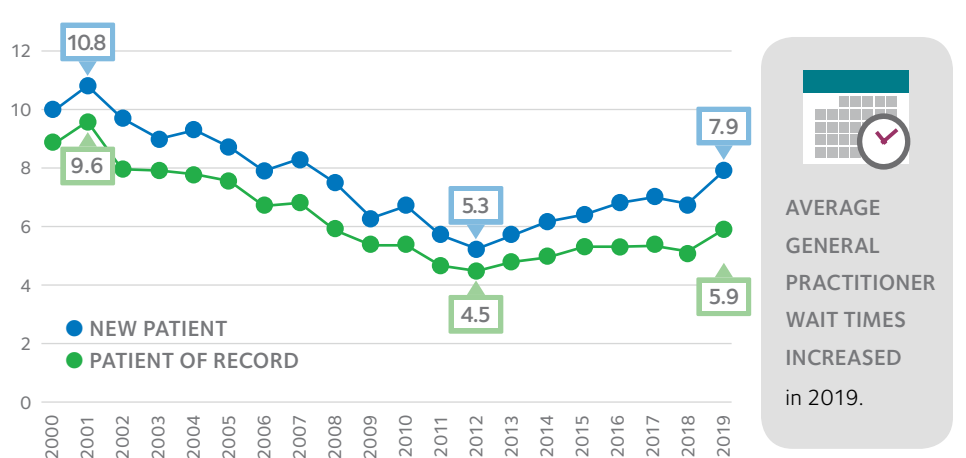


THE PERCENTAGE OF DENTISTS "not busy enough" in 2019 is down from its 2011 peak.

PERCENTAGE OF DENTISTS IN PRIVATE PRACTICE REPORTING THEY ARE "NOT BUSY ENOUGH"

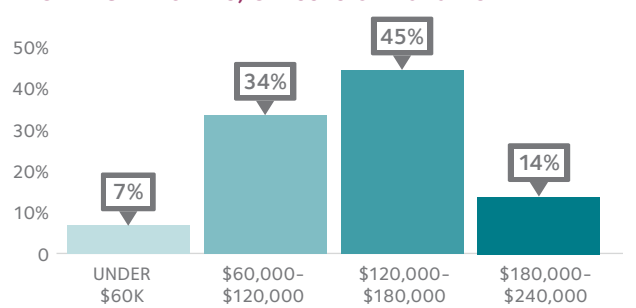


AVERAGE WAIT TIME IN DAYS FOR A GENERAL PRACTITIONER DENTIST APPOINTMENT



MOST RECENTLY GRADUATED GENERAL PRACTITIONERS earned between \$60,000 and \$180,000 in 2019. The median was \$130,000.

2019 ANNUAL INCOME OF GENERAL PRACTITIONERS, RECENT GRADUATES, CLASSES OF 2016-18



Source: ADA Health Policy Institute annual *Survey of Dental Practice*. Notes: **Average Annual Net Income:** Shaded areas denote recession years according to National Bureau of Economic Research. Dentist income is adjusted for inflation using the All-Item Consumer Price Index. All values are in constant 2019 dollars. The change in general practitioners' average net income from 2018 to 2019 is statistically significant at the 10% level. **Dentists "Not Busy Enough":** Indicates the percentage of dentists reporting they are "not busy enough, could have treated more patients." **Average Wait Time:** Indicates the average wait time in days for an appointment with a general practitioner dentist. **All graphs:** Data for years 2000-2019 are weighted to adjust for oversampling and nonresponse bias. Published in December 2020.