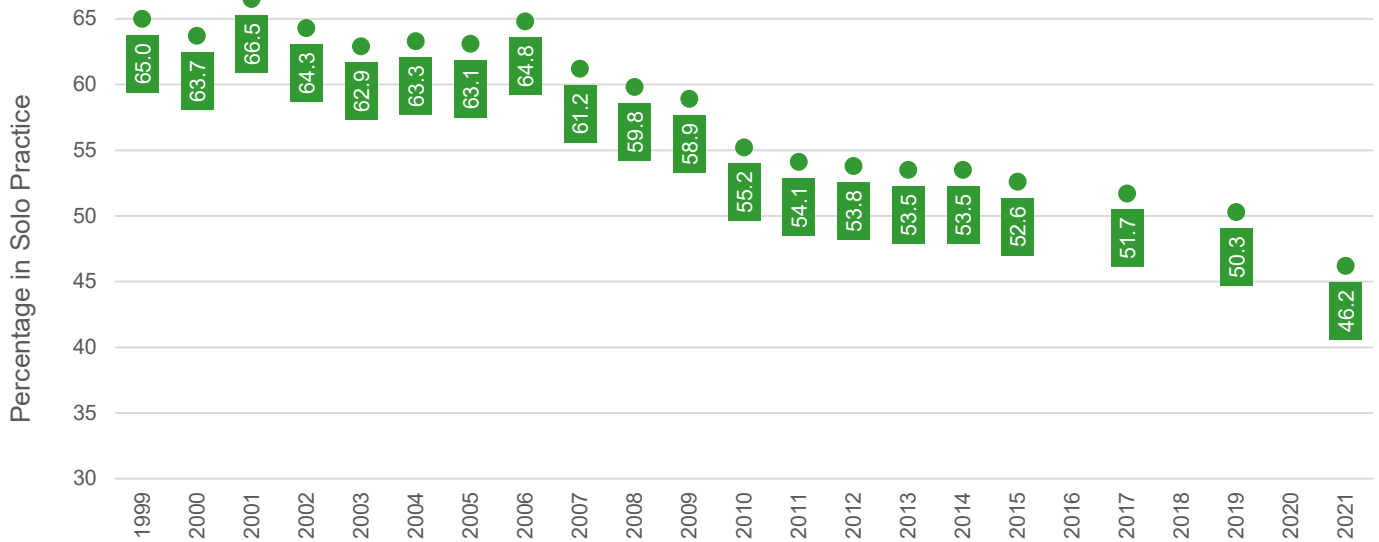
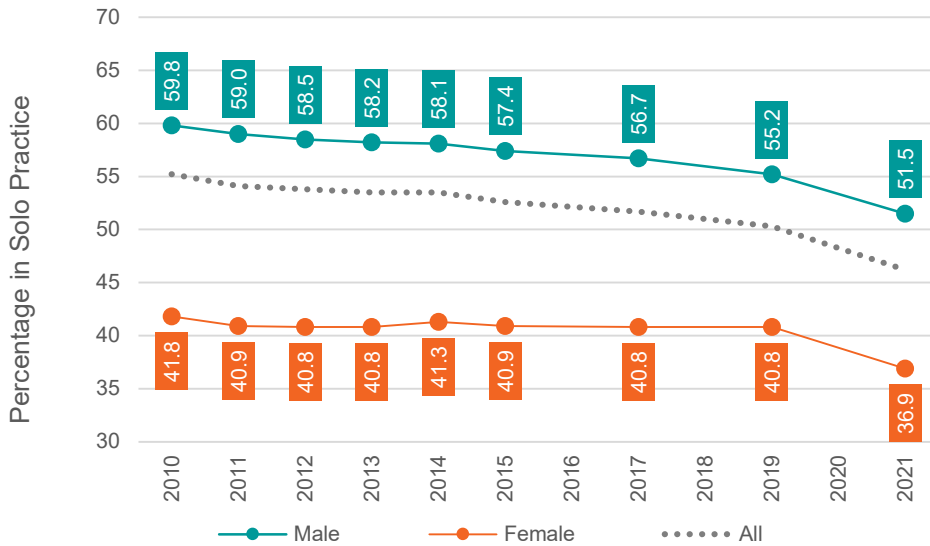


DENTISTS IN PRIVATE PRACTICE



FEWER DENTISTS ARE WORKING AS SOLO PRACTITIONERS. About 65% of private practice dentists were in solo practice in 1999. That proportion decreased to 46% in 2021.

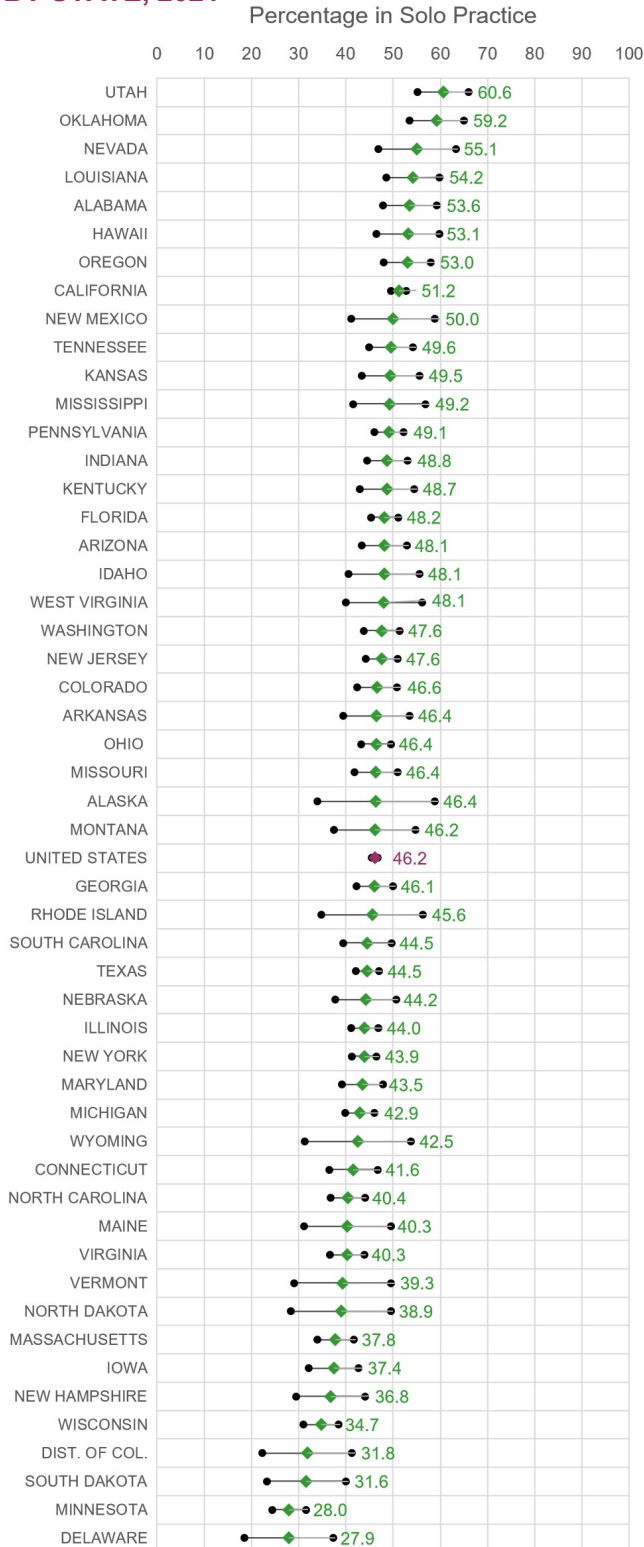
BY GENDER



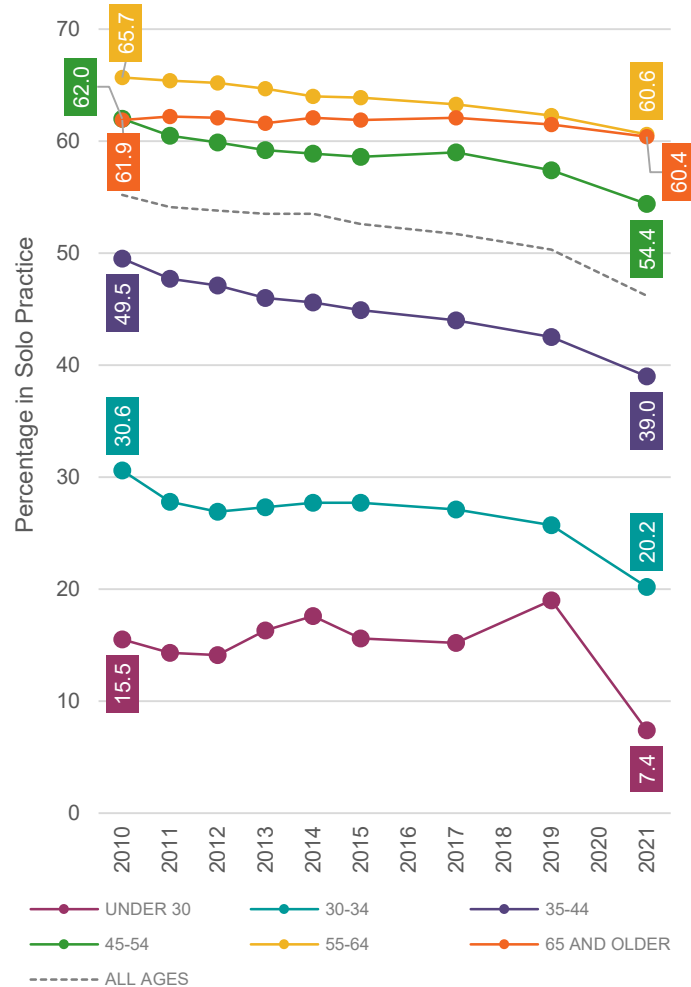
FEMALE DENTISTS ARE LESS LIKELY TO BE IN SOLO PRACTICE. Female dentists will make up a larger proportion of the dentist workforce in the future. In 2020, 51.4% of dental school graduates were female.

Sources: ADA Health Policy Institute Survey of Dental Practice (1999 – 2009), Distribution of Dentists survey (2010 – 2021), and Survey of Dental Graduates 2021. Distribution of Dentists results are based on three pooled years of data collection per data point. **Notes:** Results are for dentists in private practice only. A solo dentist works in a dental practice with no other dentists. There was no Distribution of Dentists survey for 2016, 2018, or 2020. Published in February 2022.

BY STATE, 2021



BY AGE



While a decrease in the prevalence of solo practices is seen among all dentists, **THE TREND IS ACCELERATING PARTICULARLY AMONG YOUNGER DENTISTS.**

PREVALENCE OF SOLO PRACTICES varied by state from a high of 61% in Utah to a low of 28% in Delaware.

Notes: In graph By State, the diamond-shaped data points represent the estimated share of the dentist workforce composed of solo dentists. "Whisker" data points represent the 95% confidence interval for the estimated share. Results are for dentists in private practice only. A solo dentist works in a dental practice with no other dentists.