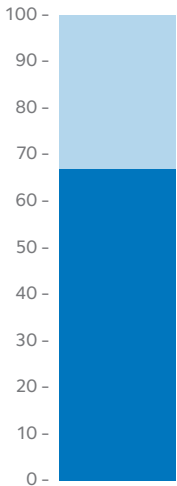
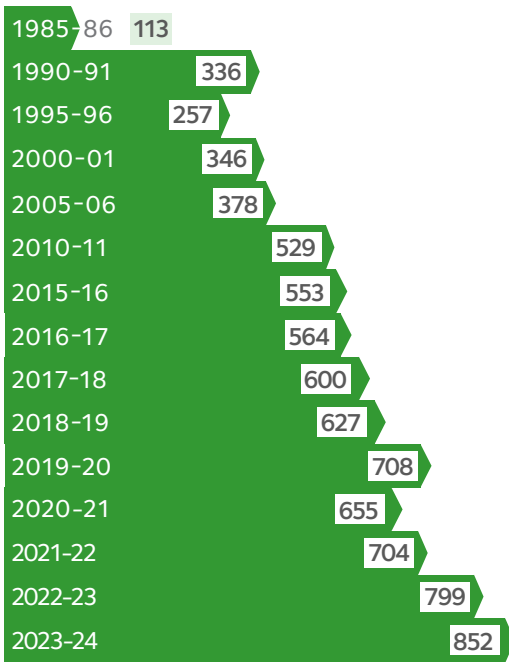
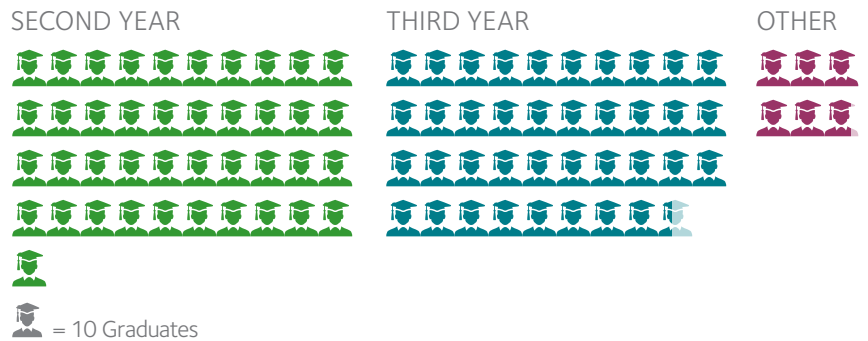


International Students in U.S. Dental Schools



INTERNATIONAL STUDENTS IN U.S. DENTAL SCHOOLS
 In 2023-24, 67% of U.S. dental schools (47 of 70) offered an advanced standing program for graduates of international dental schools. This percentage is higher than 1985-86, when 36 out of 60 schools (60%) offered this type of program.

852 INTERNATIONAL DENTAL SCHOOL GRADUATES WERE ADMITTED WITH ADVANCED STANDING IN 2023-24. Around half of advanced standing students were admitted in the second year of the program.



THE NUMBER OF INTERNATIONAL DENTAL SCHOOL GRADUATES admitted to U.S. dental schools has generally increased since 1985. However, a substantial decrease occurred between 2013-14 and 2014-15 (data not shown), due largely to the phase out of an advanced standing program that admitted more than 120 international grads per year. In 2023-24, the number of international grads reached an all-time high.

93.2%
 WERE CITIZENS OF THE U.S.

1.8%
 WERE CITIZENS OF CANADA

4.8%
 WERE CITIZENS OF OTHER COUNTRIES

IN 2023-24, U.S. NON-RESIDENTS WERE:

5.0%
 of 72,757 completed applications reviewed and considered for admission

4.2%
 of 14,366 applications offered admission

3.9%
 of 6,708 first year students

OF THE 6,708 FIRST-YEAR STUDENTS in U.S. dental schools in 2023-24, 4.8% were citizens of countries other than the U.S. or Canada.

5.5%
 of 6,869 2023 graduates (percentage is higher due to advanced standing programs)

Source: American Dental Association, Health Policy Institute, Commission on Dental Accreditation Surveys of Dental Education (2023-24 and earlier years).