

Economic Outlook and Emerging Issues in Dentistry

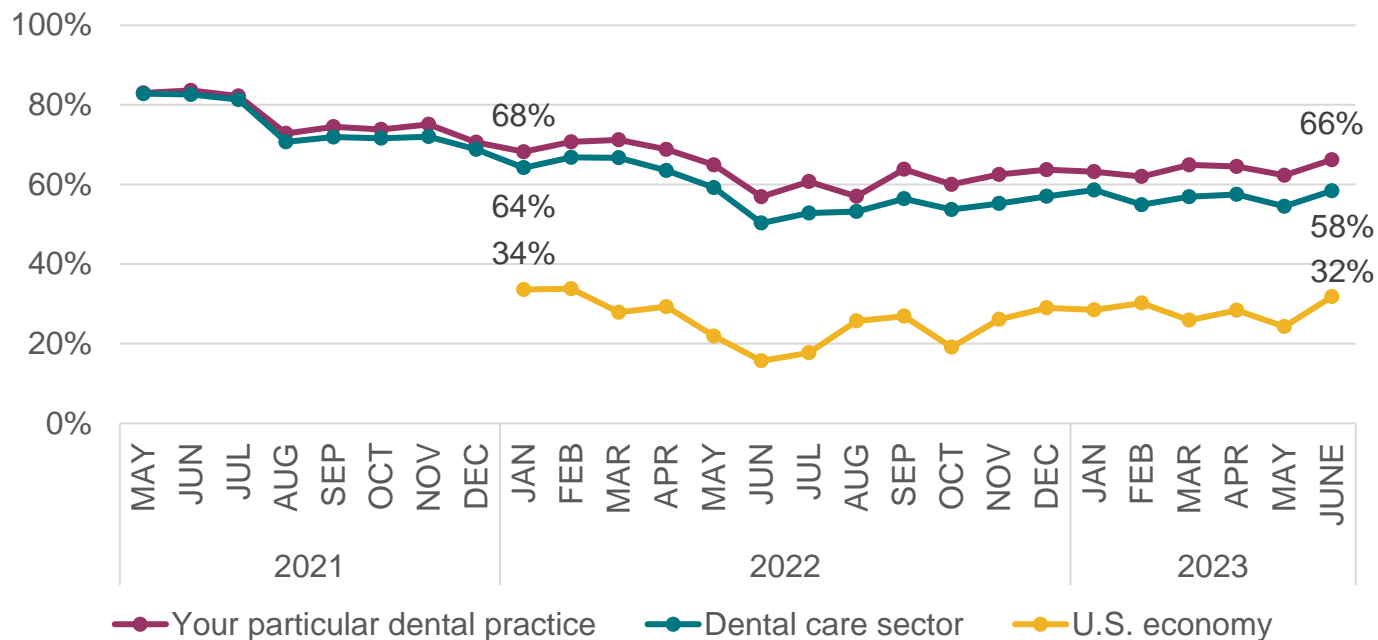
Insights from Data from June 2023

Emerging Issues Polling

- Measuring the ongoing impact of the COVID-19 pandemic and other emerging issues in dentistry
- Over 3,000 have opted to participate to date. About 1,100 participated in June 2023.
- Data was collected June 13-19, 2023
- Core measures: economic outlook, fullness of practice schedule, schedule barriers, recruitment needs and challenges
- New this month: Filled positions, open positions, and big ticket investment plans
- Complete reports with breakdowns available at [ADA.org/HPI](https://ada.org/HPI)

Confidence in the Economy

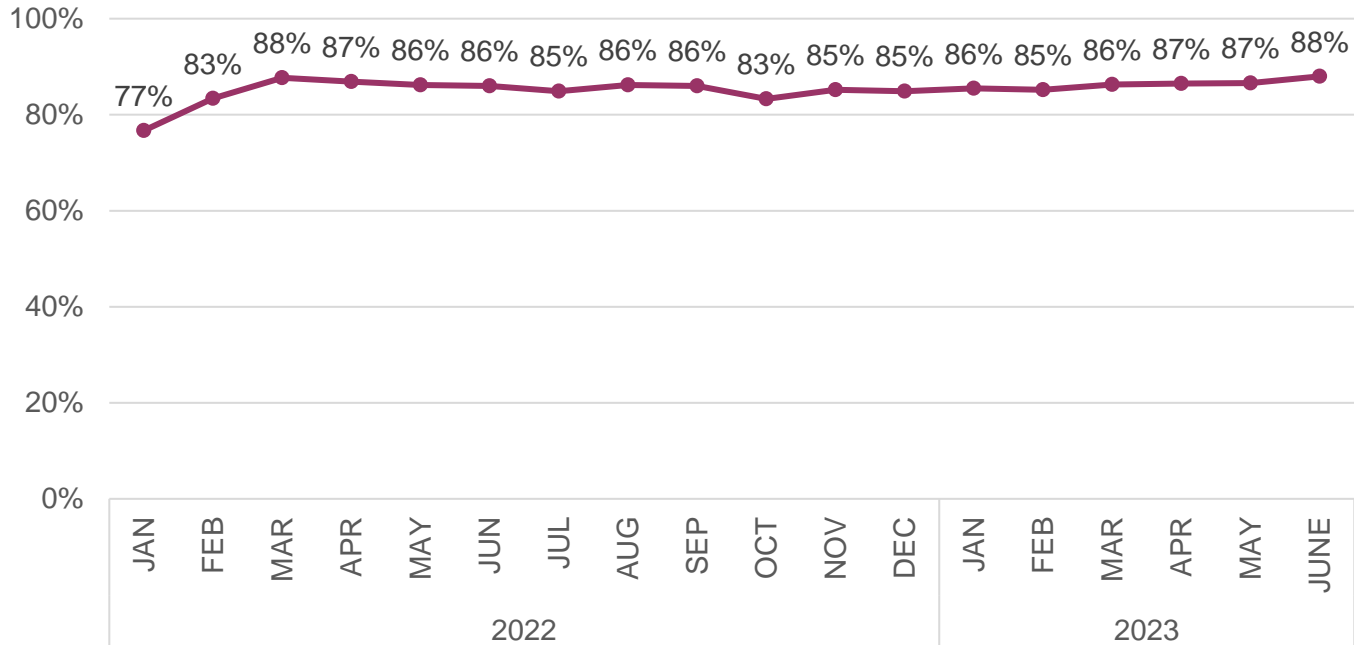
Looking ahead to the next six months, how confident are you in the recovery of the following?
 (Percentages indicating “very” or “somewhat” confident.)



Dentists’ confidence in their dental practice, the dental care sector, and the general U.S. economy rose slightly in June 2023. Confidence levels remain below a high point in 2021.

Busyness

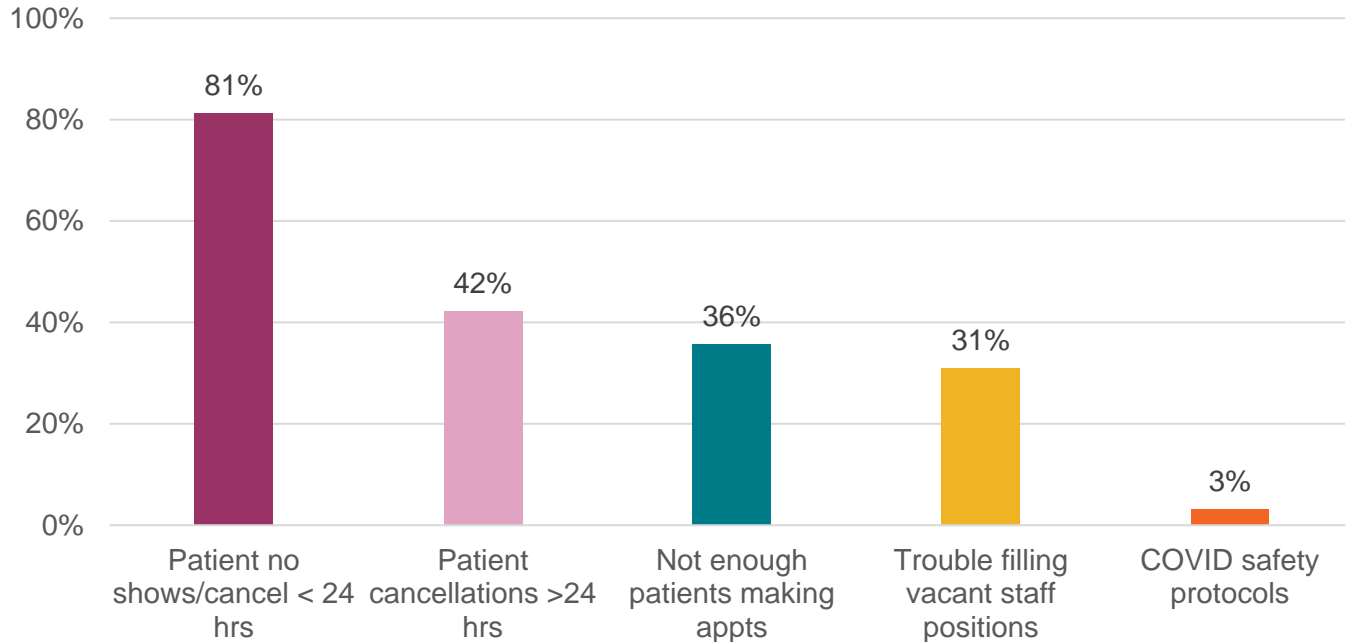
How full was your dental practice's appointment schedule last week?



Dentists' appointment schedules were 88% full in June 2023, the highest point since March 2022.

Barriers to Reaching Full Capacity

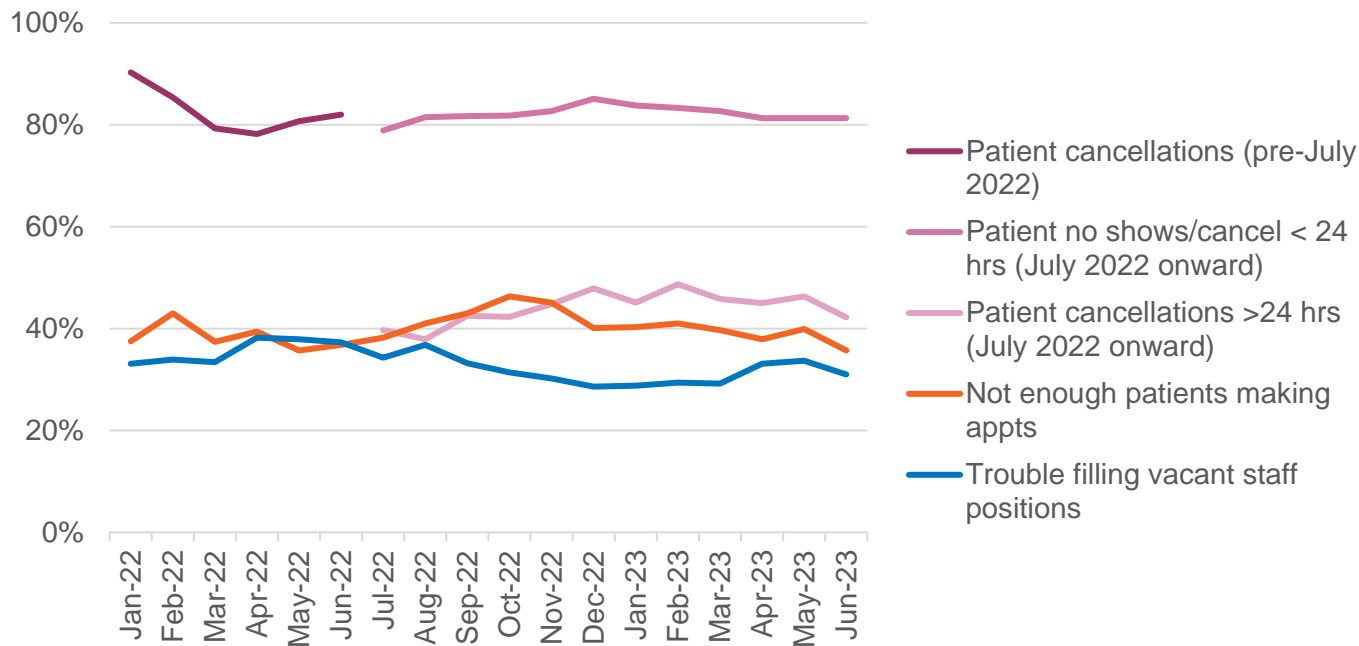
Which of the following factors prevented your dental practice's appointment schedule from reaching 100% last week? (Select all that apply.)



Patient no-shows and late cancellations remained the most common factor for unfilled practice schedules in June 2023.

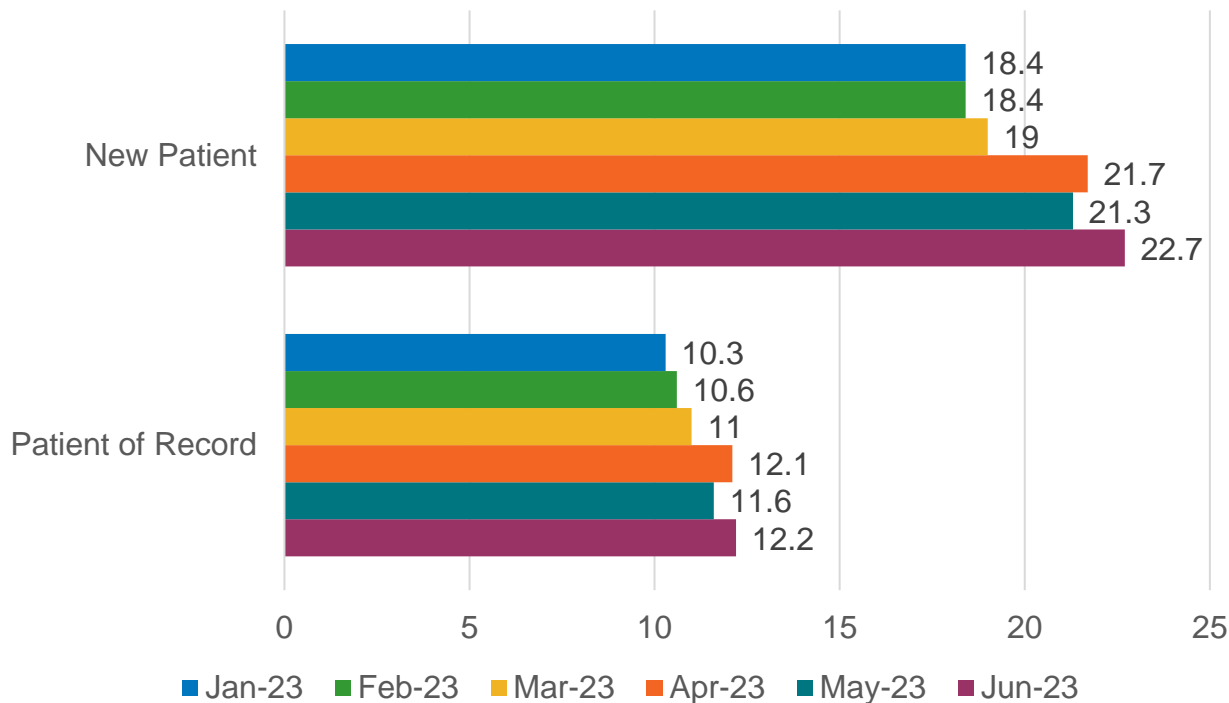
Barriers to Reaching Full Capacity

Which of the following factors prevented your dental practice's appointment schedule from reaching 100% last week? (Select all that apply.)



Short-notice cancelation was selected by about 8 in 10 dentists as a reason why their practice schedules are not full.

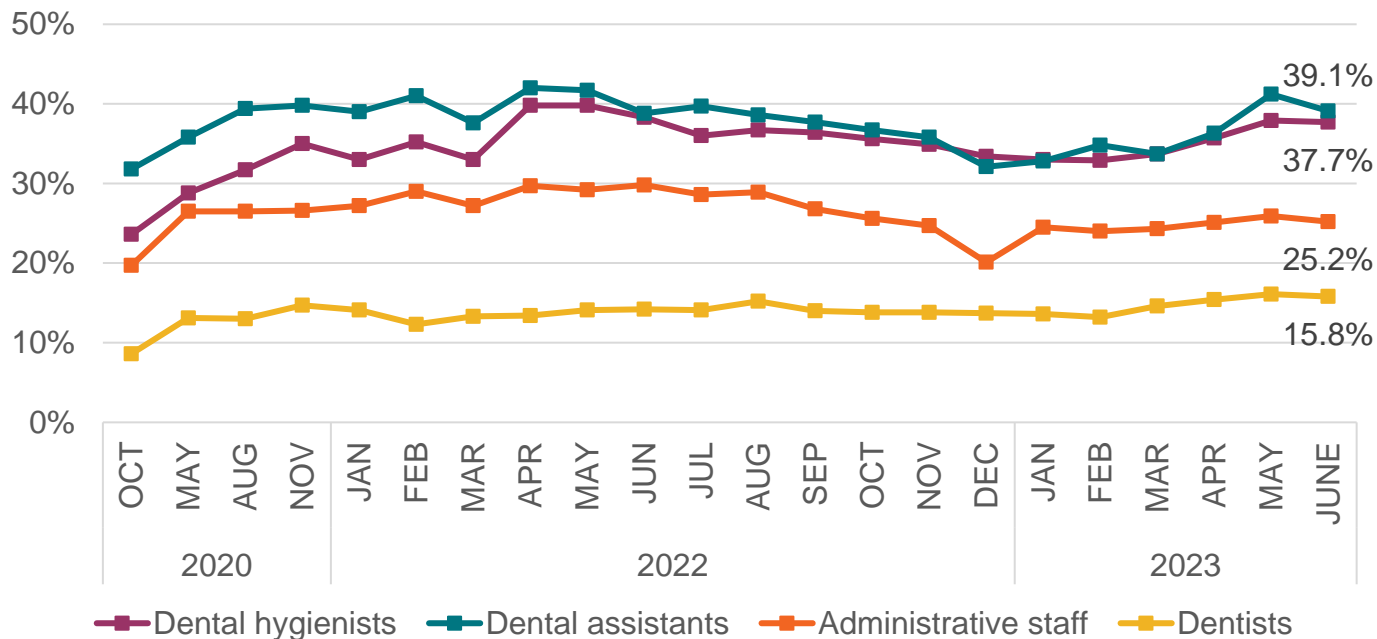
Average Wait Times



In June 2023, average appointment wait times for new patients and patients of record went up slightly compared to May 2023.

Dental Team Recruitment

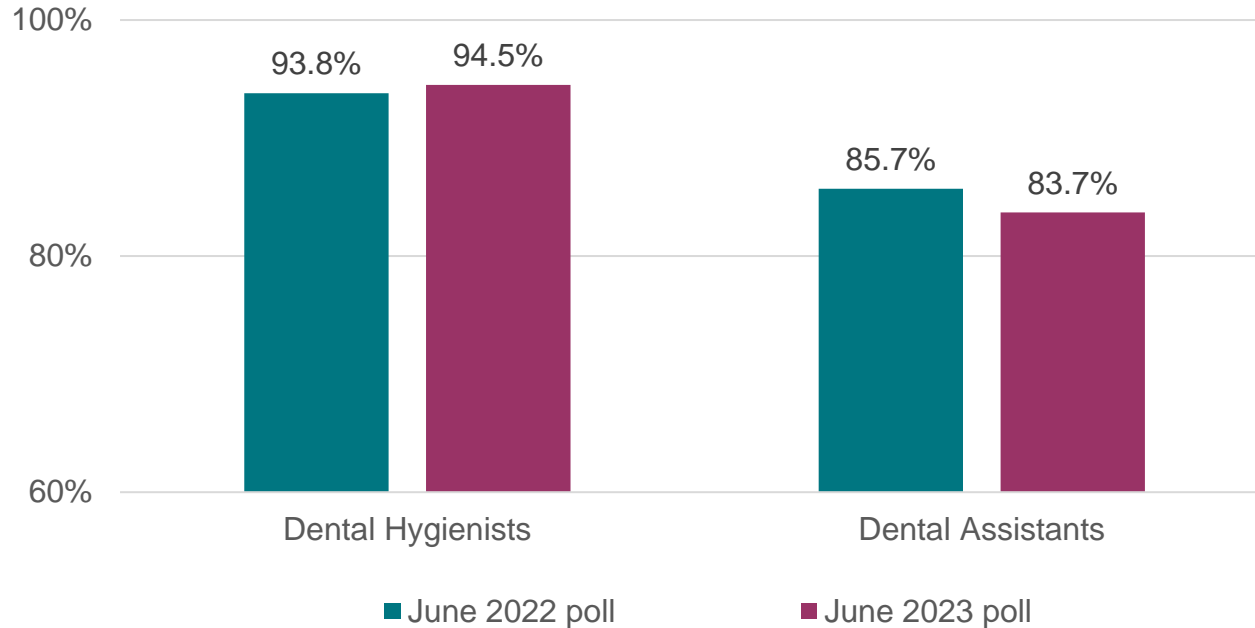
Have you recently or are you currently recruiting any of the following positions in your dental practice? (Percentages indicating “yes.”)



More than one-third of dentists continue to report they are actively recruiting dental hygienists and assistants.

Challenges Recruiting

How challenging has it been to recruit the position(s) below? (Percentage indicating “Extremely Challenging” and “Very Challenging”) June 2022 vs. June 2023



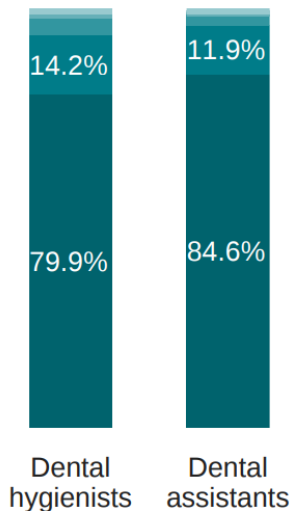
More dentists report that recruitment of dental hygienists is very or extremely challenging in June 2023 compared to one year ago.

Staff Pay Raises

[Owner dentists] When did you last give dental hygienists and dental assistants on your staff a wage increase?

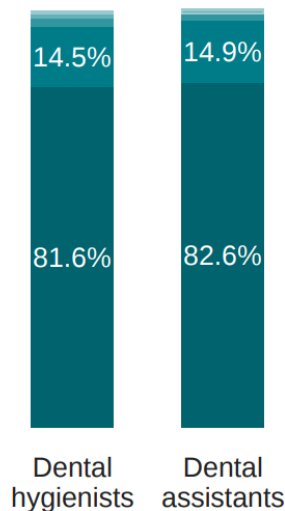
June 2022

1086 Responses



June 2023

986 Responses



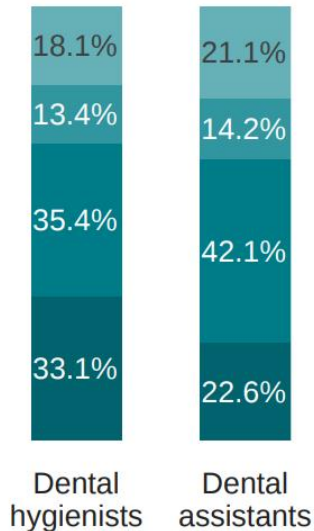
The majority of dentists report they have given their dental hygienists and dental assistants a pay raise in the past year.

Staff Pay Raises

[Owner dentists] How much was the increase, on average?

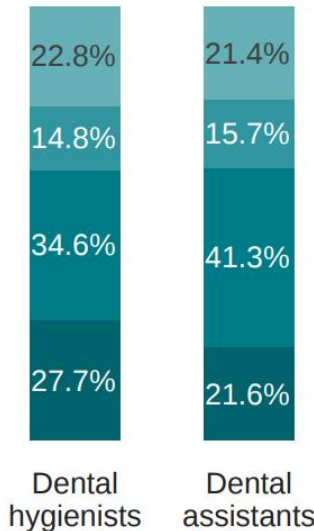
June 2022

1084 Responses



June 2023

984 Responses



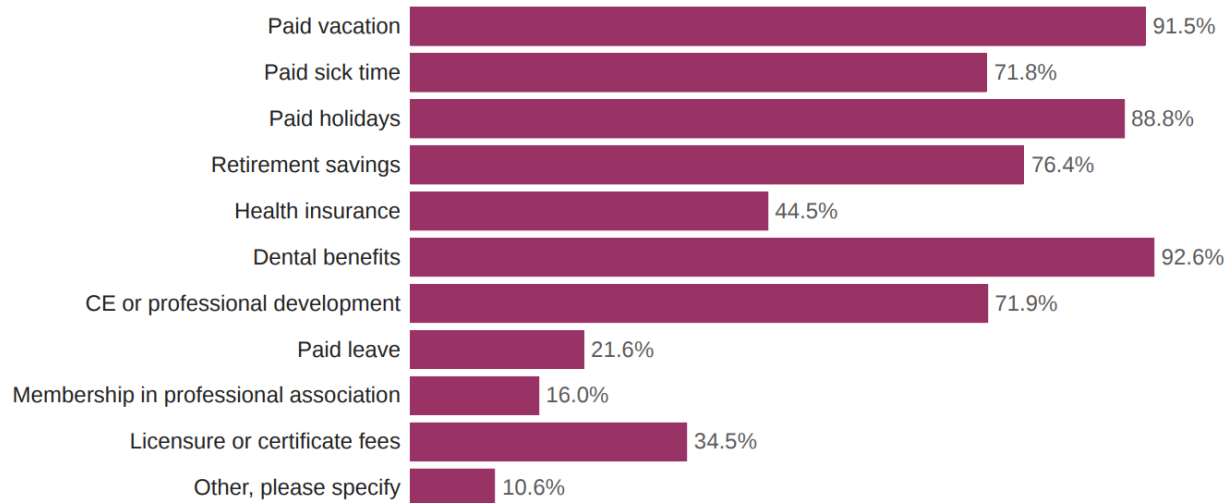
Among dentists who gave their staff a pay raise, the majority reported it was in the 4-6% range for hygienists and assistants.

Staff Benefits

[Owner dentists] Which of the following benefits do you offer to your employees? (Select all that apply.)

June 2023

1013 Responses



Around 9 out of 10 dentists report they offer paid vacation, paid holidays, and dental benefits to their staff. Less than half of dentists report they offer health insurance.

Key Takeaways

- **Busyness:** Practice schedules have been consistently at about 85% to 88% full on average over the last year. The most commonly cited reasons for underfilled practice schedules are patient cancellations and no-shows. Average patient wait times went up slightly in June 2023.
- **Recruitment Needs:** The number of dentists actively recruiting dental hygienists and dental assistants went down slightly in June 2023. Dentists continue to say recruitment is extremely challenging.
- **Confidence:** Dentists' confidence in various economic sectors rose slightly in June 2023.
- **Staff pay and benefits:** The majority of dentists report they have given their dental hygienists and dental assistants a pay raise in the past year, most often in the 4-6% range. Around 9 in 10 dentists report they offer paid vacation, paid holidays, and dental benefits to their employees while less than half offer health insurance.

Thank you!

[@ADAHPI](#)

[ADA.org/HPI](#)

[ADA.org/HPIConsulting](#)

hpi@ada.org



ADA American Dental Association®