

Table of Contents

	Page			
About This Study	2			
<hr/>				
Results for the questions below are reported in two sections:				
<ul style="list-style-type: none"> • All Respondents Combined includes overall results for all respondents. • Select Breakout of Results includes results by ownership status, DSO affiliation, practice size, geography, sex, age, & race/ethnicity. 				
	<table border="0" style="margin-left: auto; margin-right: auto;"> <thead> <tr> <th style="text-align: left;"></th> <th style="text-align: center;">All Respondents Combined</th> <th style="text-align: center;">Select Breakouts of Results</th> </tr> </thead> </table>		All Respondents Combined	Select Breakouts of Results
	All Respondents Combined	Select Breakouts of Results		
Looking ahead to the next six months, how confident are you in the recovery of: (Your particular dental practice, The dental care sector in general, The U.S. economy)	<table border="0" style="margin-left: auto; margin-right: auto;"> <tbody> <tr> <td style="text-align: center;">3</td> <td style="text-align: center;">7</td> </tr> </tbody> </table>	3	7	
3	7			
How full was your dental practice's appointment schedule last week?	<table border="0" style="margin-left: auto; margin-right: auto;"> <tbody> <tr> <td style="text-align: center;">3</td> <td style="text-align: center;">15</td> </tr> </tbody> </table>	3	15	
3	15			
Which of the following factors prevented your dental practice's appointment schedule from Reaching 100% last week? (Patient cancellations, Not enough patients making appointments, Trouble filling vacant staff positions, COVID safety protocols, Other)	<table border="0" style="margin-left: auto; margin-right: auto;"> <tbody> <tr> <td style="text-align: center;">4</td> <td style="text-align: center;">15</td> </tr> </tbody> </table>	4	15	
4	15			
Have you recently or are you currently recruiting any of the following positions in your dental practice? (Dental hygienists, Dental assistants, Dentists, Administrative staff)	<table border="0" style="margin-left: auto; margin-right: auto;"> <tbody> <tr> <td style="text-align: center;">5</td> <td style="text-align: center;">30</td> </tr> </tbody> </table>	5	30	
5	30			
How challenging has it been to recruit the position(s) below? (Dental hygienists, Dental assistants, Dentists, Administrative staff)	<table border="0" style="margin-left: auto; margin-right: auto;"> <tbody> <tr> <td style="text-align: center;">5</td> <td style="text-align: center;">30</td> </tr> </tbody> </table>	5	30	
5	30			
Are masks required for patients in your dental practice waiting area?	<table border="0" style="margin-left: auto; margin-right: auto;"> <tbody> <tr> <td style="text-align: center;">6</td> <td style="text-align: center;">43</td> </tr> </tbody> </table>	6	43	
6	43			
When are masks required for staff in your dental practice?	<table border="0" style="margin-left: auto; margin-right: auto;"> <tbody> <tr> <td style="text-align: center;">6</td> <td style="text-align: center;">45</td> </tr> </tbody> </table>	6	45	
6	45			
Compared to this time last year, how has the frequency of the following changed among patients in your dental practice?	<table border="0" style="margin-left: auto; margin-right: auto;"> <tbody> <tr> <td style="text-align: center;">6</td> <td style="text-align: center;">50</td> </tr> </tbody> </table>	6	50	
6	50			
 Number of Responses by Wave/by Group	 56			

About This Study

To better understand the economic and operational conditions in dental practices and public health clinics over time, and to measure the impact of the COVID-19 pandemic and other emerging issues in dentistry, the ADA Health Policy Institute launched a tracking poll in January 2022. For the initial wave over the week of January 17, 2022, we invited nearly 80,000 dentists from across the U.S. to join a panel in which they will complete a survey once a month; over 3,000 have opted to participate. The number of respondents in each wave, along with the number of responses in each reporting category in the current wave, can be found at the end of this report.

Below are the results from the latest wave of this study, the week of March 14, for dentists working in private dental practices. The report includes breakouts by ownership status, DSO affiliation, practice size, geographic location, sex, age group, and race/ethnicity. Unless noted otherwise, charts reflect the results from the latest wave of data collection.

This report was published in March 2022 by the American Dental Association's Health Policy Institute.

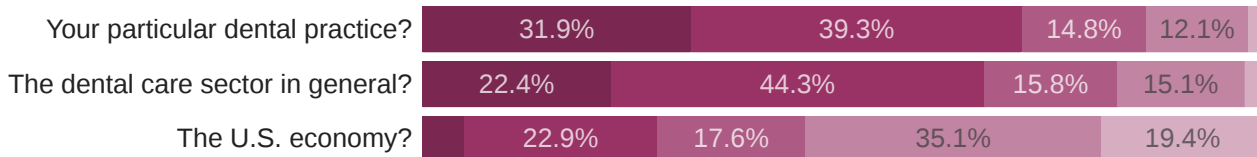
211 E. Chicago Avenue
Chicago, Illinois 60611
312.440.2928
hpi@ada.org

For more information on other publications, products and services, please visit our website, [ADA.org/HPI](https://ada.org/HPI).

All Respondents

Looking ahead to the next six months, how confident are you in the recovery of:

1916 Responses



- Very confident
- Somewhat confident
- Neither confident nor skeptical
- Somewhat skeptical
- Very skeptical

How full was your dental practice's appointment schedule last week?

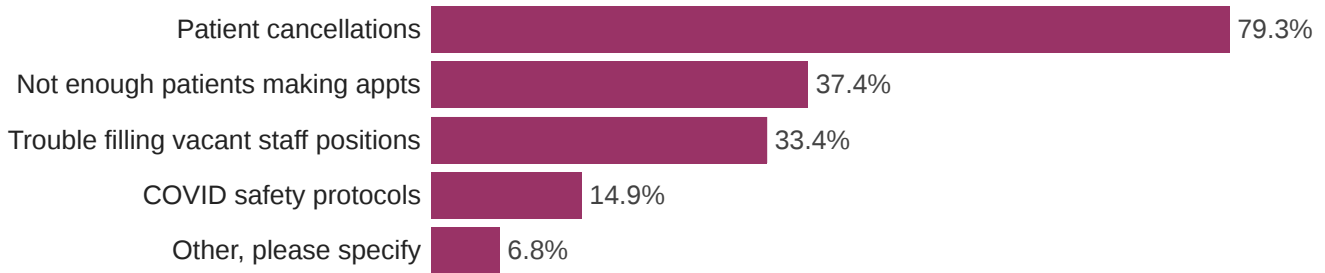
5145 Responses



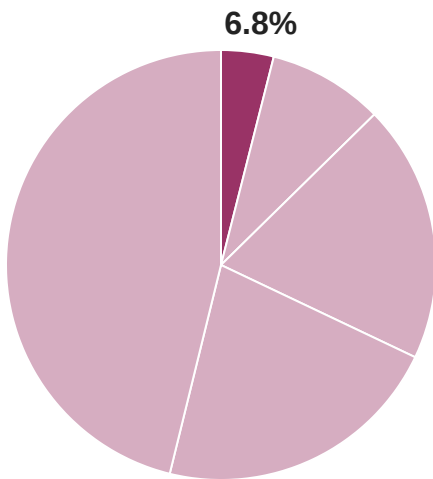
- Mean % of appointment schedule filled

Which of the following factors prevented your dental practice’s appointment schedule from reaching 100% last week? (Select all that apply.)

1472 Responses



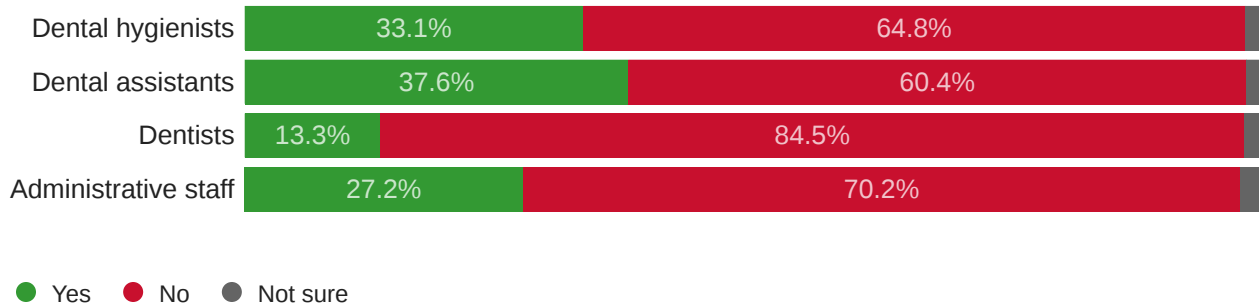
100 respondents (6.8%) selected "other, please specify." Their responses are categorized below.



Other, please specify:	Percentage of Responses
STAFF OUT ON VACATION/PLANNED LEAVE	18.0%
STAFF OUT WITH COVID/QUARANTINE/OTHER ILLNESS	14.0%
BAD ECONOMIC CONDITIONS	11.0%
INCLEMENT WEATHER	8.0%
PATIENT FEAR/HESITANCY TO VISIT DENTIST	8.0%
PATIENTS AWAY / OFFICE CLOSED FOR SPRING BREAK	7.0%
STAFF SHORTAGES	7.0%
PATIENT NO SHOWS	6.0%
DROPPED DENTAL PLAN / LOW REIMBURSEMENT	5.0%
MISCELLANEOUS	22.0%

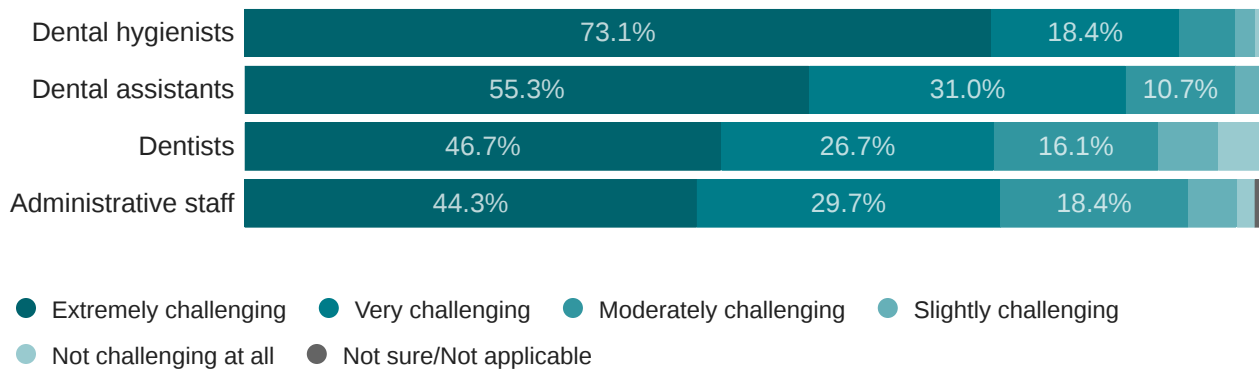
Have you recently or are you currently recruiting any of the following positions in your dental practice?

1916 Responses



How challenging has it been to recruit the position(s) below?

1185 Responses




Are masks required for patients in your dental practice waiting area?

1897 Responses



When are masks required for staff in your dental practice?

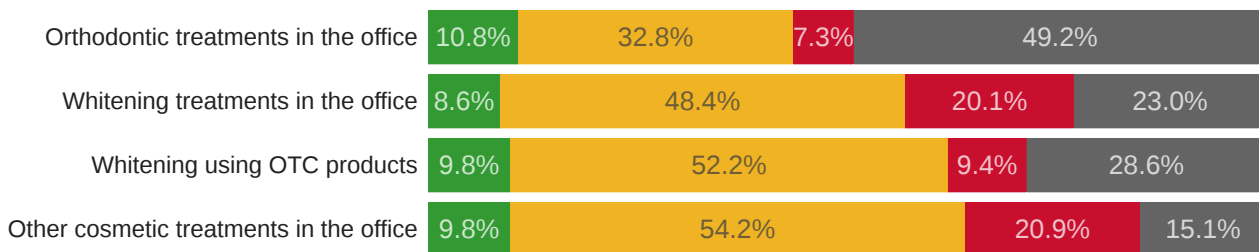
1916 Responses



● Continually throughout the workday ● Only when interacting with patients ● No requirement

Compared to this time last year, how has the frequency of the following changed among patients in your dental practice?

1916 Responses



● Increased ● Stayed about the same ● Decreased ● Not sure/Not applicable

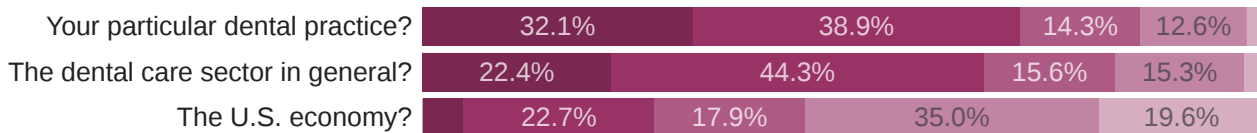
Select Breakouts of Results

Economic Confidence

BY OWNERSHIP STATUS

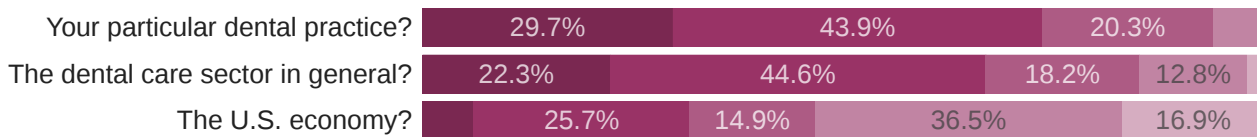
Looking ahead to the next six months, how confident are you in the recovery of:

Owner



- Very confident
- Somewhat confident
- Neither confident nor skeptical
- Somewhat skeptical
- Very skeptical

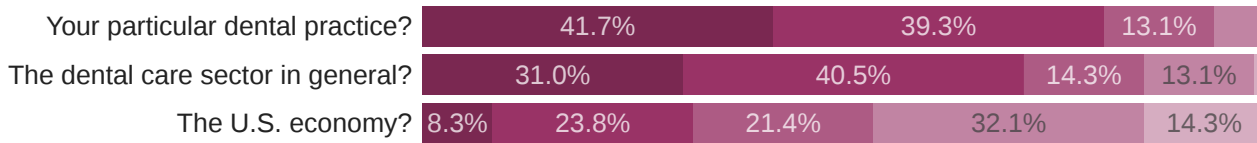
Non-owner



BY DSO AFFILIATION

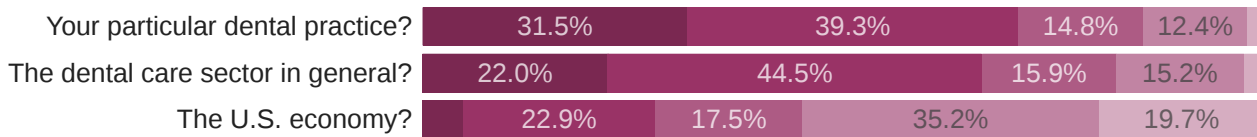
Looking ahead to the next six months, how confident are you in the recovery of:

DSO



- Very confident
- Somewhat confident
- Neither confident nor skeptical
- Somewhat skeptical
- Very skeptical

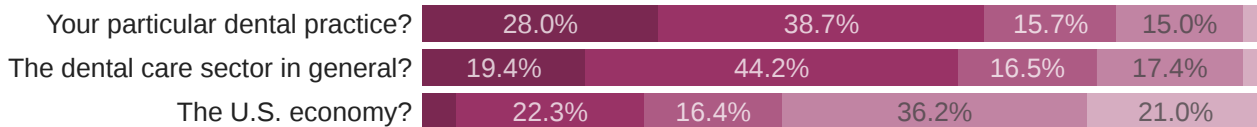
Non-DSO



BY PRACTICE SIZE

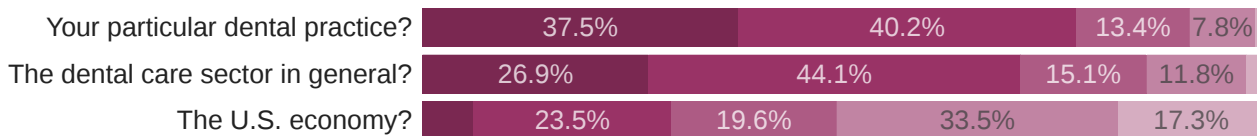
Looking ahead to the next six months, how confident are you in the recovery of:

Solo dentists

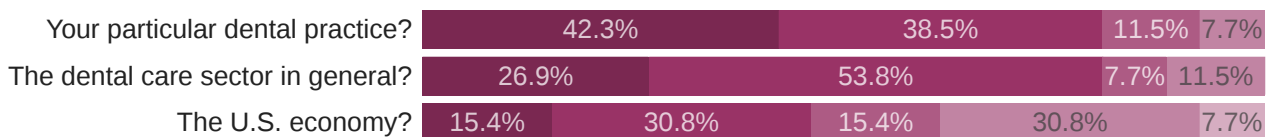


- Very confident
- Somewhat confident
- Neither confident nor skeptical
- Somewhat skeptical
- Very skeptical

2 to 9 dentists



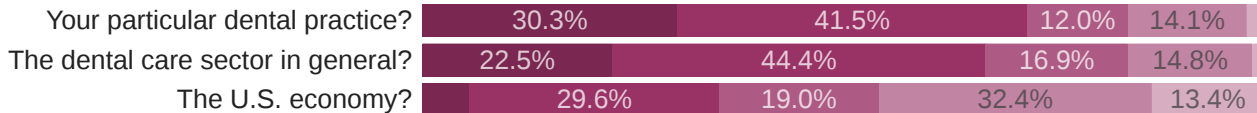
Large group (10+ dentists)



BY GEOGRAPHY

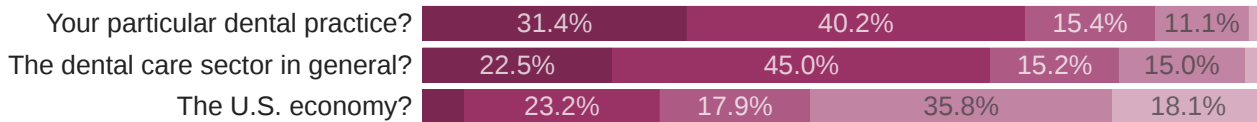
Looking ahead to the next six months, how confident are you in the recovery of:

Top 20 cities

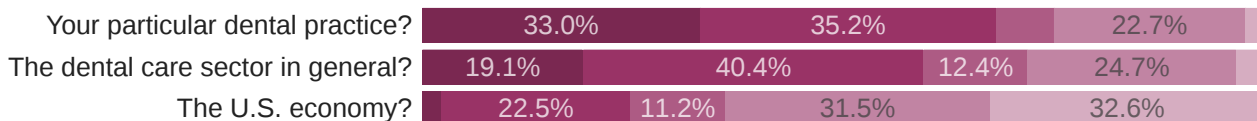


- Very confident
- Somewhat confident
- Neither confident nor skeptical
- Somewhat skeptical
- Very skeptical

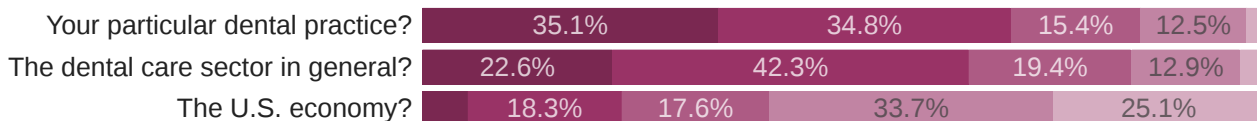
Other urban



Suburban



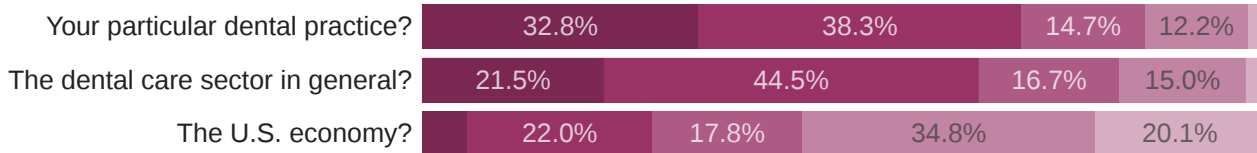
Rural



BY SEX

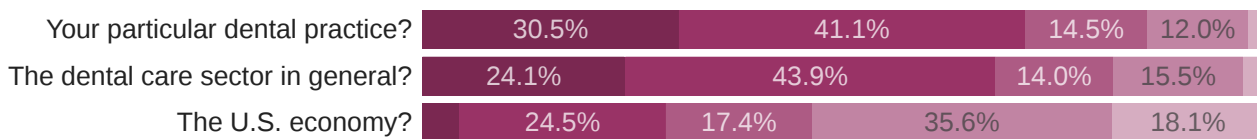
Looking ahead to the next six months, how confident are you in the recovery of:

Male



- Very confident
- Somewhat confident
- Neither confident nor skeptical
- Somewhat skeptical
- Very skeptical

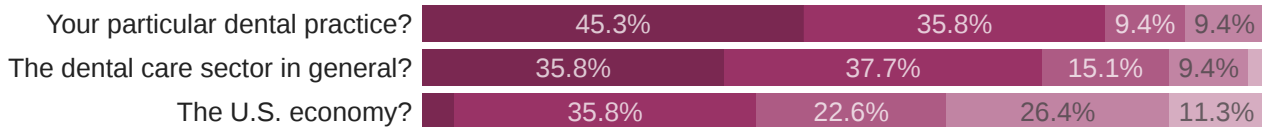
Female



BY AGE GROUP

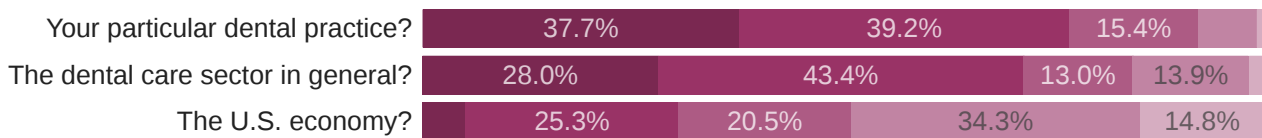
Looking ahead to the next six months, how confident are you in the recovery of:

Under 35

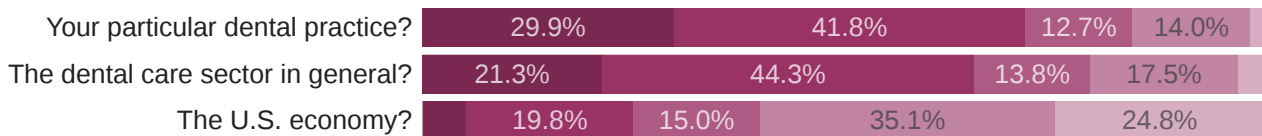


- Very confident
- Somewhat confident
- Neither confident nor skeptical
- Somewhat skeptical
- Very skeptical

35 to 44

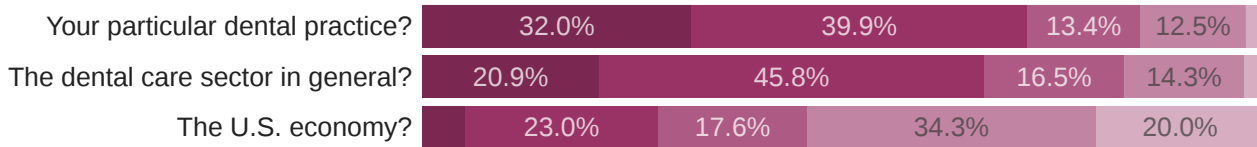


45 to 54



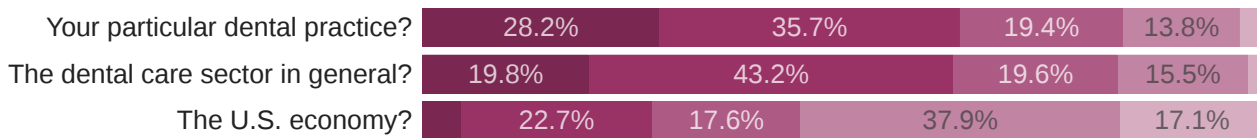
Looking ahead to the next six months, how confident are you in the recovery of:

55 to 64



- Very confident
- Somewhat confident
- Neither confident nor skeptical
- Somewhat skeptical
- Very skeptical

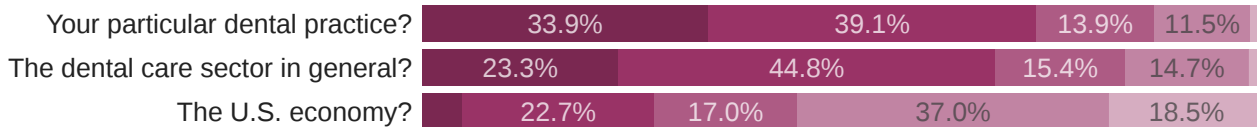
65 or older



BY RACE/ETHNICITY

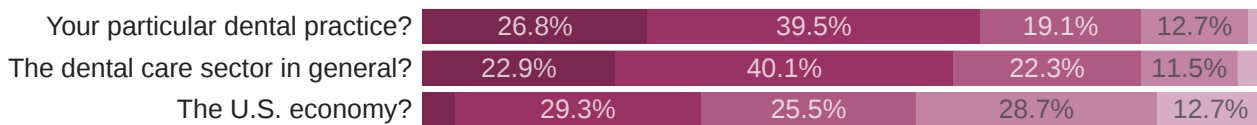
Looking ahead to the next six months, how confident are you in the recovery of:

White

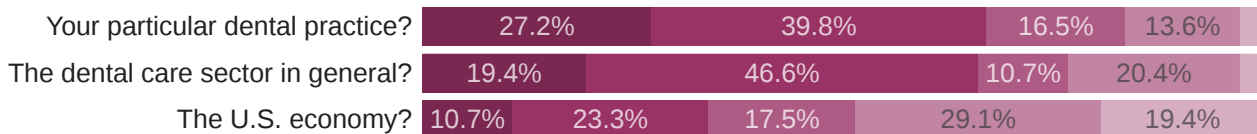


- Very confident
- Somewhat confident
- Neither confident nor skeptical
- Somewhat skeptical
- Very skeptical

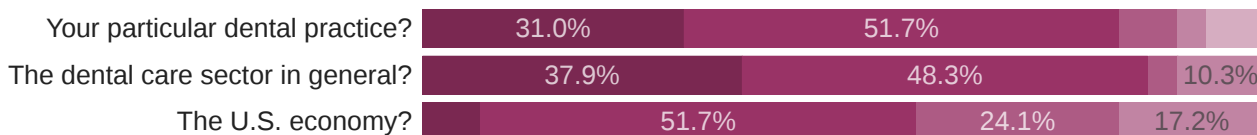
Asian



Hispanic



Black



Appointment Schedule

BY OWNERSHIP STATUS

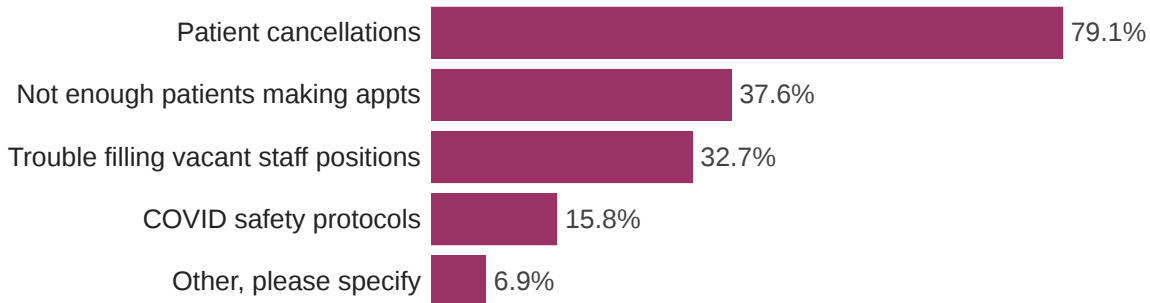
Owner

How full was your dental practice's appointment schedule last week?



● Mean % of schedule filled

Which of the following factors prevented your dental practice's appointment schedule from reaching 100% last week? (Select all that apply.)



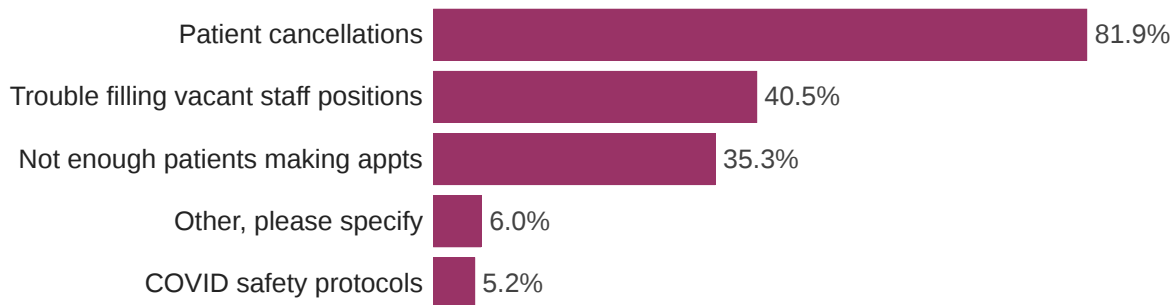
Non-owner

How full was your dental practice's appointment schedule last week?



● Mean % of schedule filled

Which of the following factors prevented your dental practice's appointment schedule from reaching 100% last week? (Select all that apply.)



BY DSO AFFILIATION

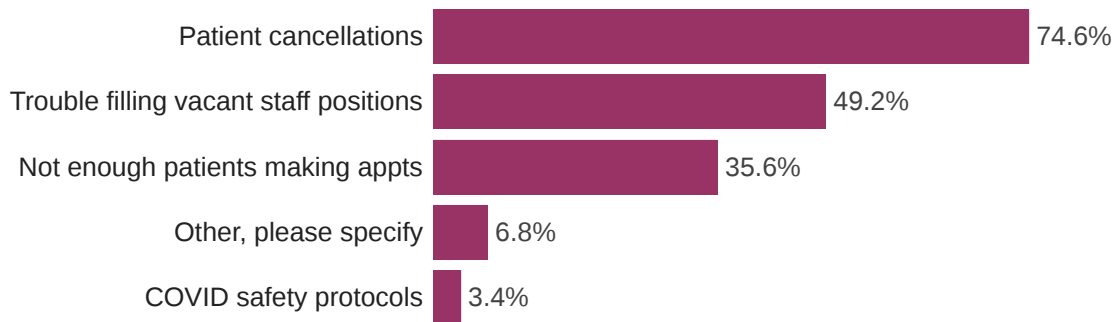
DSO

How full was your dental practice's appointment schedule last week?



● Mean % of schedule filled

Which of the following factors prevented your dental practice's appointment schedule from reaching 100% last week? (Select all that apply.)



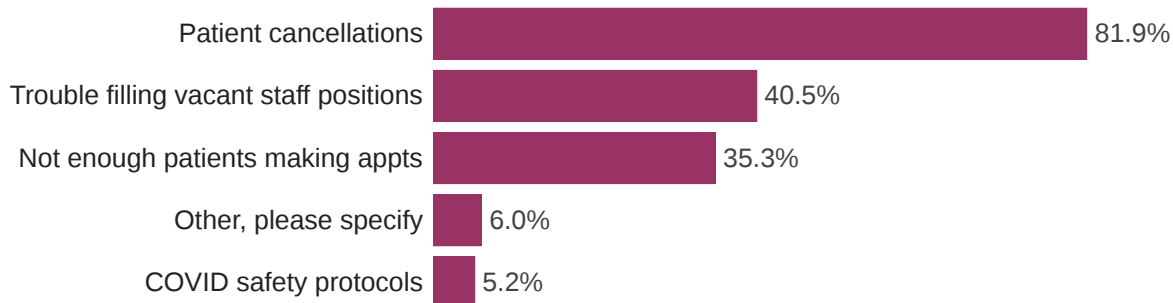
Non-DSO

How full was your dental practice's appointment schedule last week?



● Mean % of schedule filled

Which of the following factors prevented your dental practice's appointment schedule from reaching 100% last week? (Select all that apply.)



BY PRACTICE SIZE

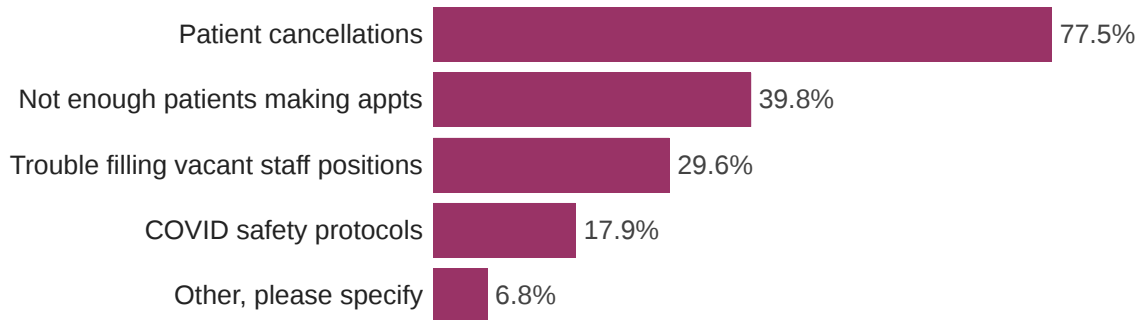
Solo dentists

How full was your dental practice's appointment schedule last week?



● Mean % of schedule filled

Which of the following factors prevented your dental practice's appointment schedule from reaching 100% last week? (Select all that apply.)



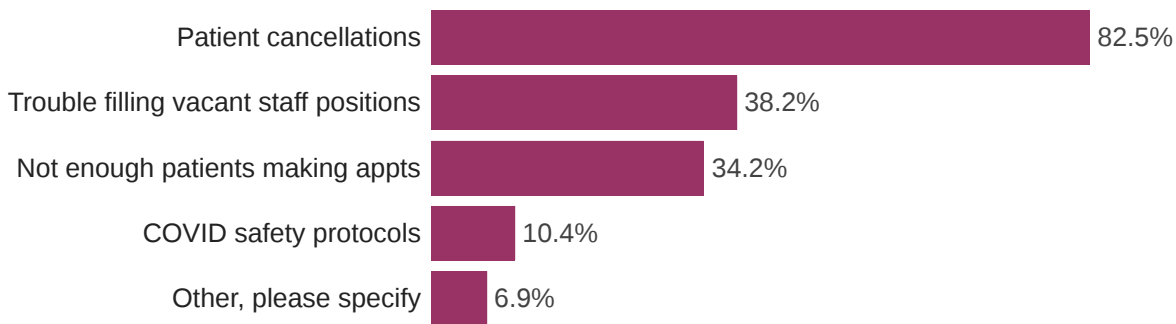
2 to 9 dentists

How full was your dental practice's appointment schedule last week?



● Mean % of schedule filled

Which of the following factors prevented your dental practice's appointment schedule from reaching 100% last week? (Select all that apply.)



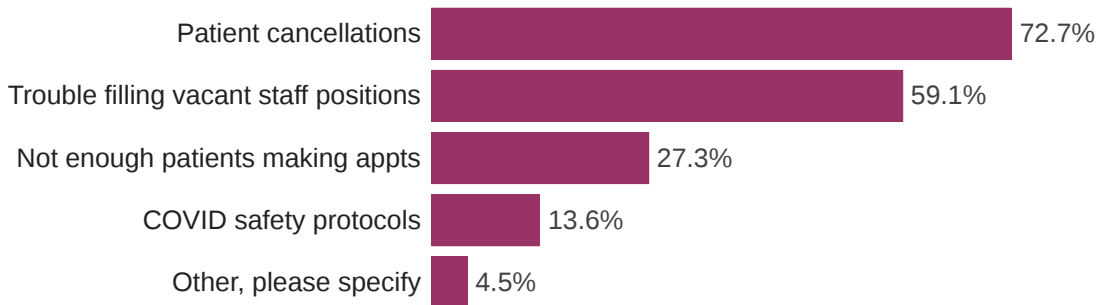
Large group (10+ dentists)

How full was your dental practice's appointment schedule last week?



● Mean % of schedule filled

Which of the following factors prevented your dental practice's appointment schedule from reaching 100% last week? (Select all that apply.)



BY GEOGRAPHY

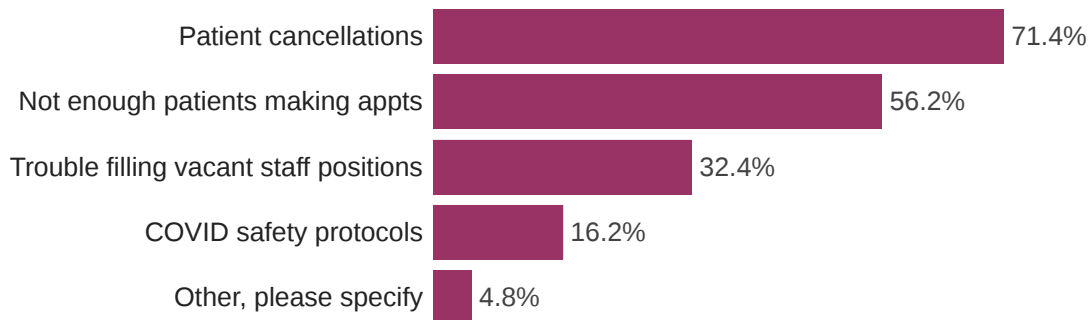
Top 20 cities

How full was your dental practice's appointment schedule last week?



● Mean % of schedule filled

Which of the following factors prevented your dental practice's appointment schedule from reaching 100% last week? (Select all that apply.)



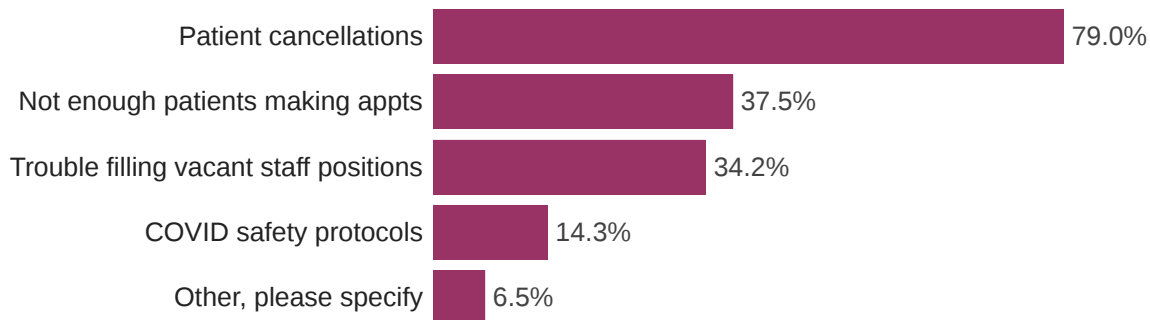
Other Urban

How full was your dental practice's appointment schedule last week?



● Mean % of schedule filled

Which of the following factors prevented your dental practice's appointment schedule from reaching 100% last week? (Select all that apply.)



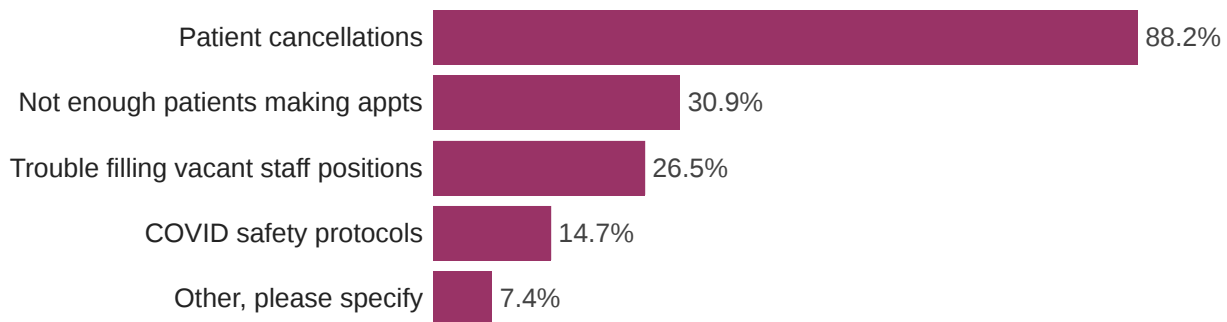
Suburban

How full was your dental practice's appointment schedule last week?



● Mean % of schedule filled

Which of the following factors prevented your dental practice's appointment schedule from reaching 100% last week? (Select all that apply.)



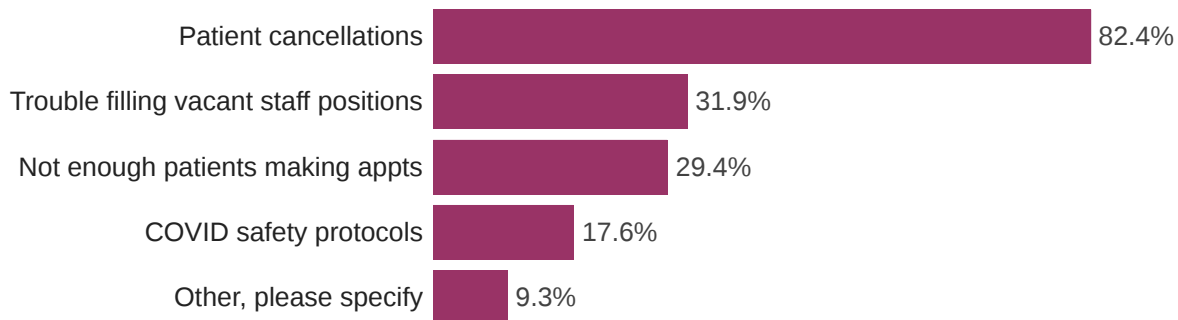
Rural

How full was your dental practice's appointment schedule last week?



● Mean % of schedule filled

Which of the following factors prevented your dental practice's appointment schedule from reaching 100% last week? (Select all that apply.)



BY SEX

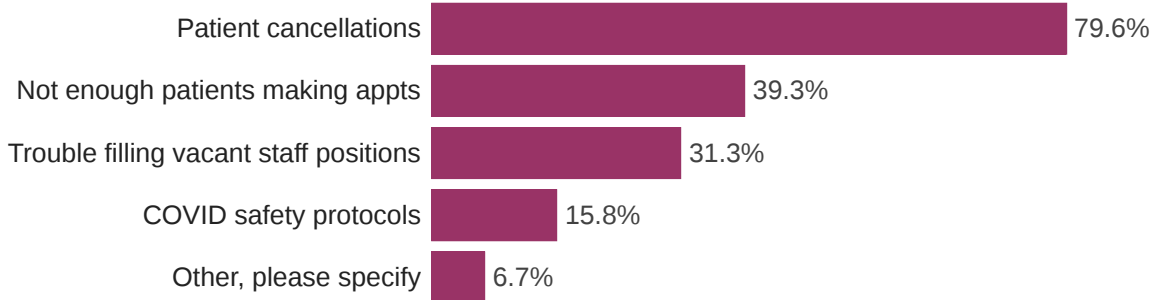
Male

How full was your dental practice's appointment schedule last week?



● Mean % of schedule filled

Which of the following factors prevented your dental practice's appointment schedule from reaching 100% last week? (Select all that apply.)



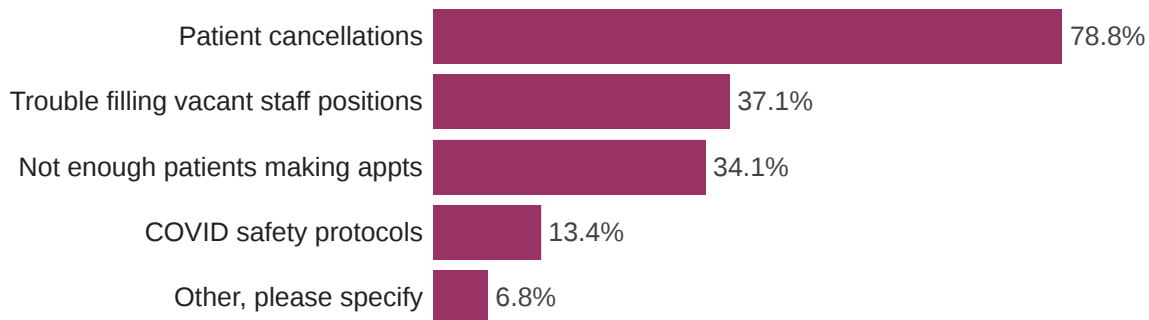
Female

How full was your dental practice's appointment schedule last week?



● Mean % of schedule filled

Which of the following factors prevented your dental practice's appointment schedule from reaching 100% last week? (Select all that apply.)



BY AGE

How full was your dental practice's appointment schedule last week?

1574 Responses



● Mean % of schedule filled

Which of the following factors prevented your dental practice's appointment schedule from reaching 100% last week? (Select all that apply.)

1228 Responses

Field	Patient cancellations	Not enough patients trying to make appointments	Trouble filling vacant staff positions	COVID safety protocols are limiting the capacity	Other, please specify
<35	85.7%	39.3%	39.3%	3.6%	7.1%
35-44	80.5%	34.1%	37.3%	8.1%	3.2%
45-54	79.1%	31.8%	35.5%	12.2%	5.1%
55-64	76.1%	41.9%	33.9%	20.4%	7.8%
65+	79.1%	47.1%	32.0%	16.5%	8.1%

BY RACE/ETHNICITY

How full was your dental practice's appointment schedule last week?

1897 Responses



● Mean % of schedule filled

Which of the following factors prevented your dental practice's appointment schedule from reaching 100% last week? (Select all that apply.)

1472 Responses

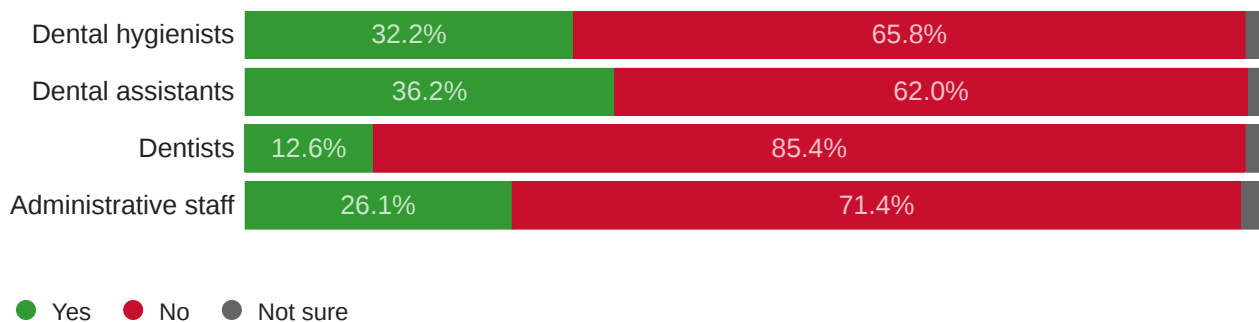
Field	Patient cancellations	Not enough patients trying to make appointments	Trouble filling vacant staff positions	COVID safety protocols are limiting the capacity	Other, please specify
White	80.1%	36.7%	31.8%	13.4%	6.5%
Asian	76.5%	37.8%	42.9%	21.8%	5.9%
Hispanic	76.7%	41.9%	36.0%	24.4%	7.0%
Black	78.3%	26.1%	34.8%	8.7%	0.0%

Staff Recruitment

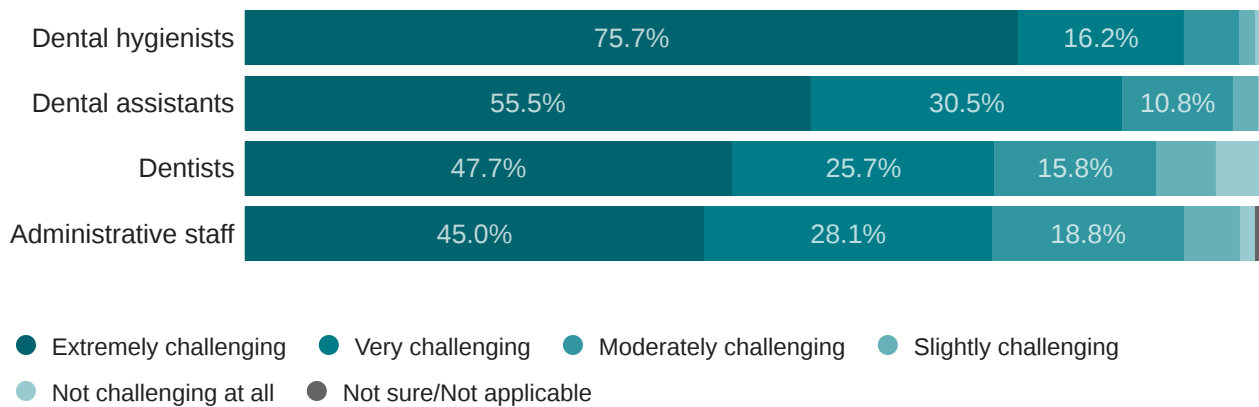
BY OWNERSHIP STATUS

Owner dentists

Have you recently or are you currently recruiting any of the following positions in your dental practice?

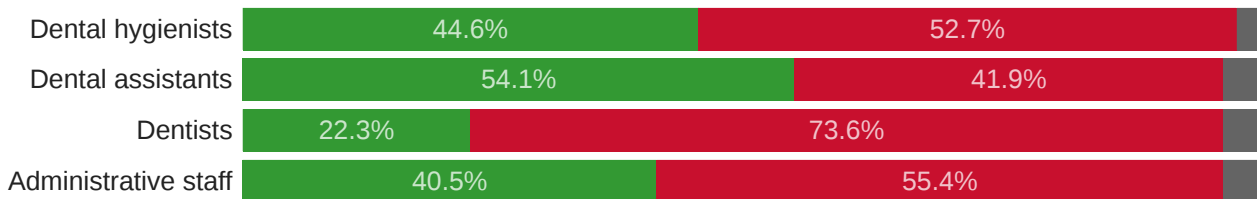


How challenging has it been to recruit the position(s) below?



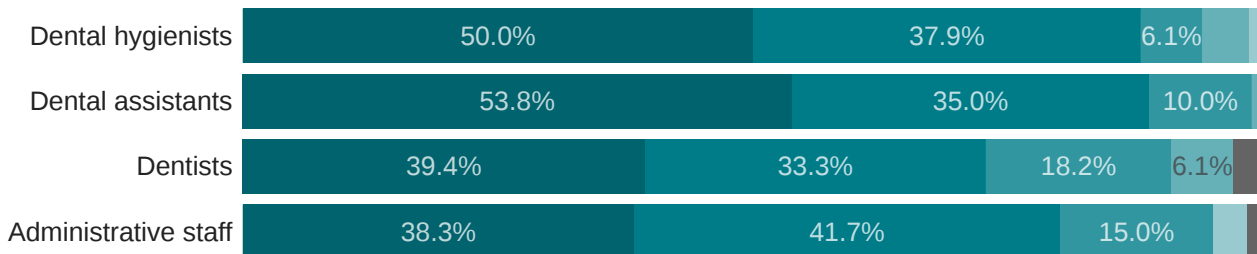
Non-owner dentists

Have you recently or are you currently recruiting any of the following positions in your dental practice?



● Yes ● No ● Not sure

How challenging has it been to recruit the position(s) below?

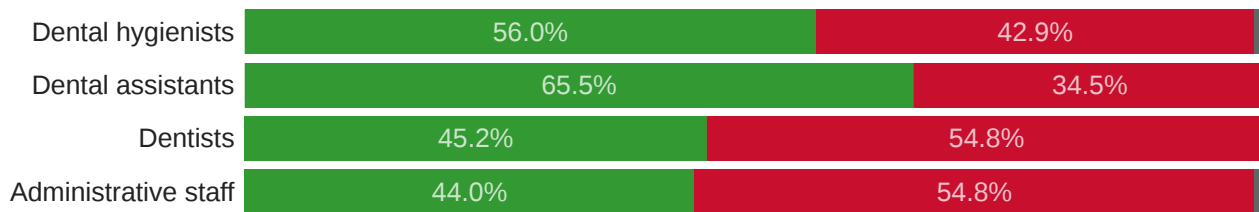


● Extremely challenging ● Very challenging ● Moderately challenging ● Slightly challenging
● Not challenging at all ● Not sure/Not applicable

BY DSO AFFILIATION

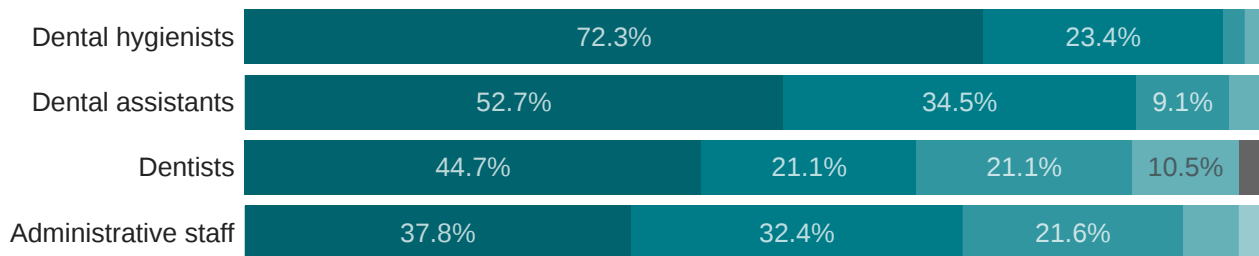
DSO

Have you recently or are you currently recruiting any of the following positions in your dental practice?



● Yes ● No ● Not sure

How challenging has it been to recruit the position(s) below?



● Extremely challenging ● Very challenging ● Moderately challenging ● Slightly challenging
● Not challenging at all ● Not sure/Not applicable

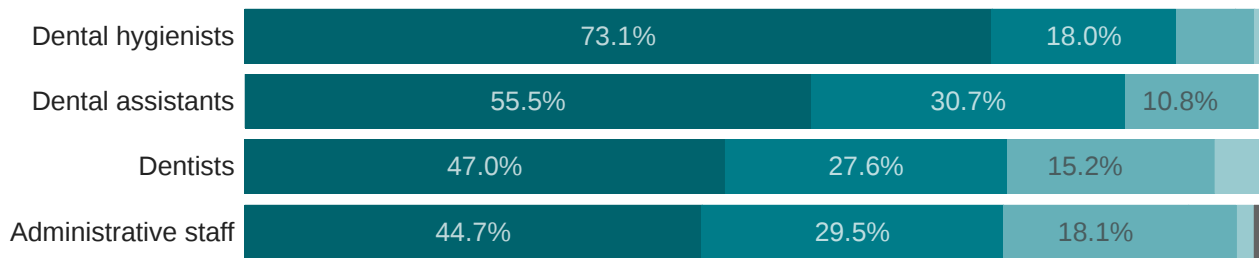
Non-DSO

Have you recently or are you currently recruiting any of the following positions in your dental practice?



● Yes ● No ● Not sure

How challenging has it been to recruit the position(s) below?



● Extremely challenging ● Very challenging ● Moderately challenging ● Slightly challenging
● Not challenging at all ● Not sure/Not applicable

BY PRACTICE SIZE

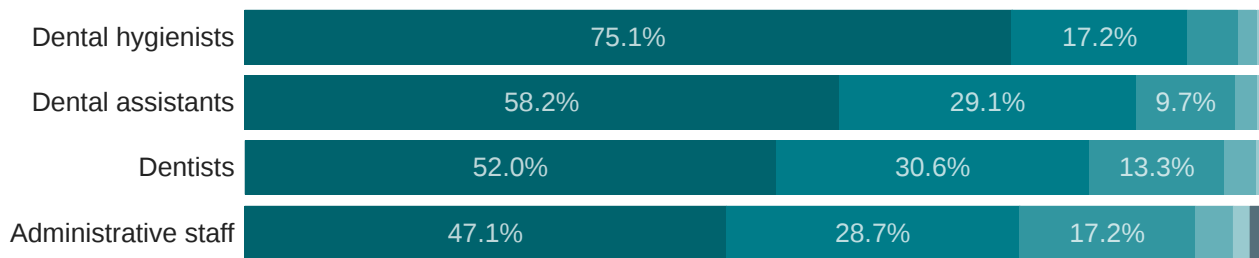
Solo dentists

Have you recently or are you currently recruiting any of the following positions in your dental practice?



● Yes ● No ● Not sure

How challenging has it been to recruit the position(s) below?



● Extremely challenging ● Very challenging ● Moderately challenging ● Slightly challenging
● Not challenging at all ● Not sure/Not applicable

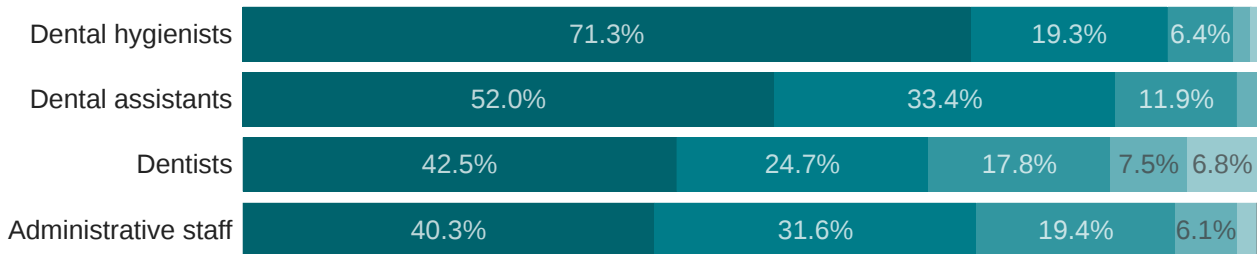
2 to 9 dentists

Have you recently or are you currently recruiting any of the following positions in your dental practice?



● Yes ● No ● Not sure

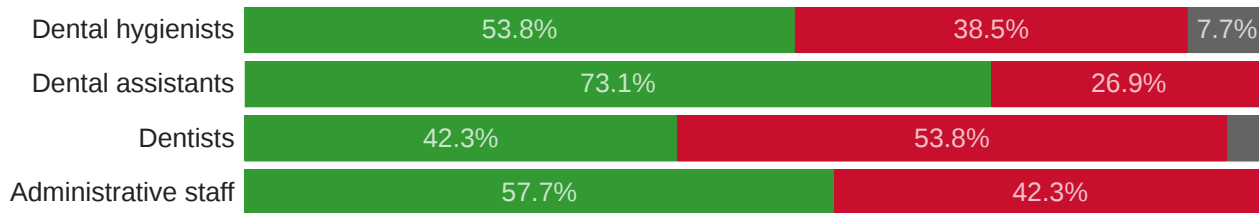
How challenging has it been to recruit the position(s) below?



● Extremely challenging ● Very challenging ● Moderately challenging ● Slightly challenging
● Not challenging at all ● Not sure/Not applicable


Large group (10+ dentists)

Have you recently or are you currently recruiting any of the following positions in your dental practice?



● Yes ● No ● Not sure

How challenging has it been to recruit the position(s) below?

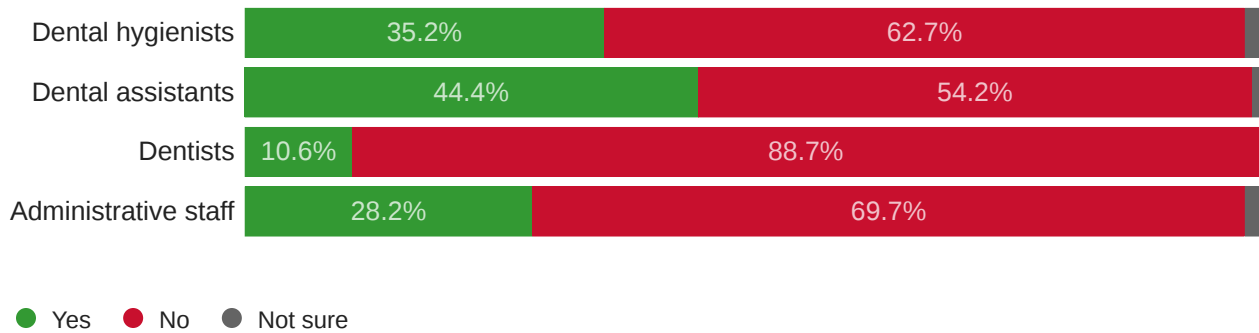


● Extremely challenging ● Very challenging ● Moderately challenging ● Slightly challenging
● Not challenging at all ● Not sure/Not applicable

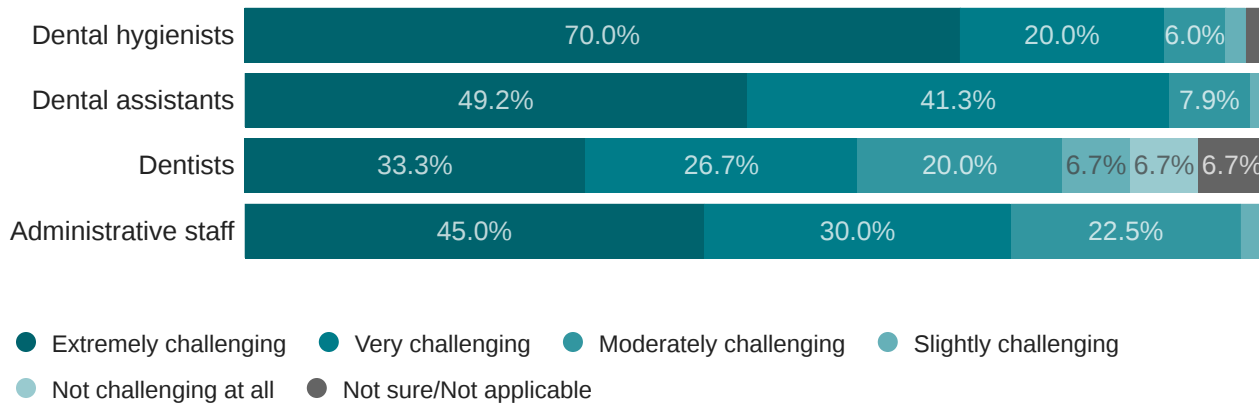
BY GEOGRAPHY

Top 20 Cities

Have you recently or are you currently recruiting any of the following positions in your dental practice?



How challenging has it been to recruit the position(s) below?



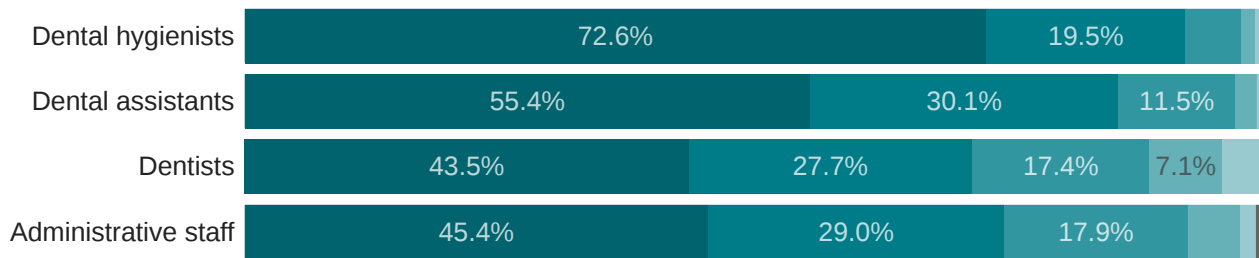
Other Urban

Have you recently or are you currently recruiting any of the following positions in your dental practice?



● Yes ● No ● Not sure

How challenging has it been to recruit the position(s) below?



● Extremely challenging ● Very challenging ● Moderately challenging ● Slightly challenging
● Not challenging at all ● Not sure/Not applicable

Suburban

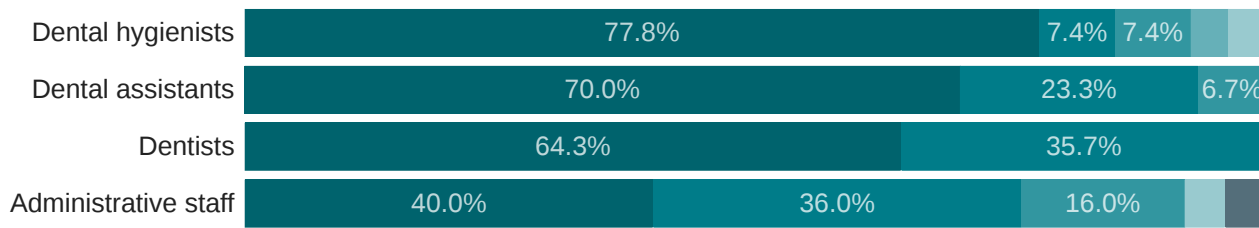
Have you recently or are you currently recruiting any of the following positions in your dental practice?



● Yes ● No ● Not sure

How challenging has it been to recruit the position(s) below?

1185 Responses



● Extremely challenging ● Very challenging ● Moderately challenging ● Slightly challenging
● Not challenging at all ● Not sure/Not applicable

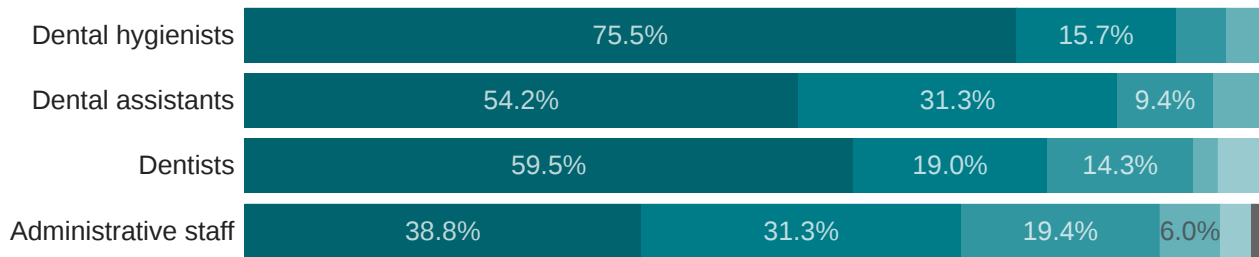
Rural

Have you recently or are you currently recruiting any of the following positions in your dental practice?



● Yes ● No ● Not sure

How challenging has it been to recruit the position(s) below?



● Extremely challenging ● Very challenging ● Moderately challenging ● Slightly challenging
● Not challenging at all ● Not sure/Not applicable

BY SEX

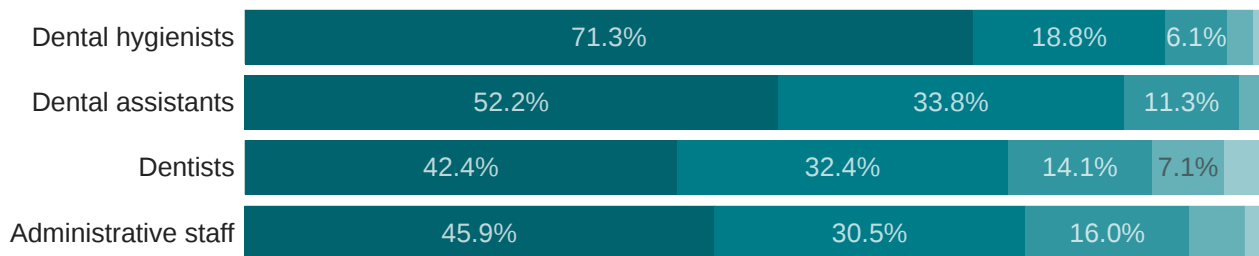
Male

Have you recently or are you currently recruiting any of the following positions in your dental practice?



● Yes ● No ● Not sure

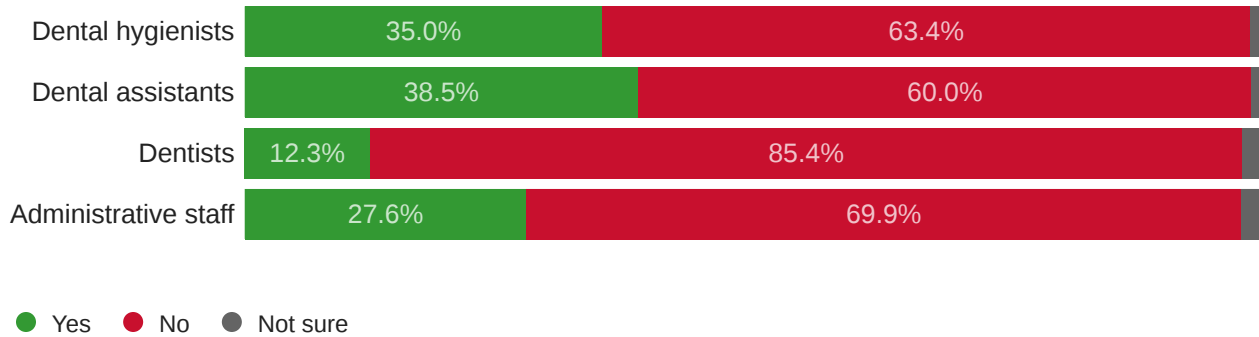
How challenging has it been to recruit the position(s) below?



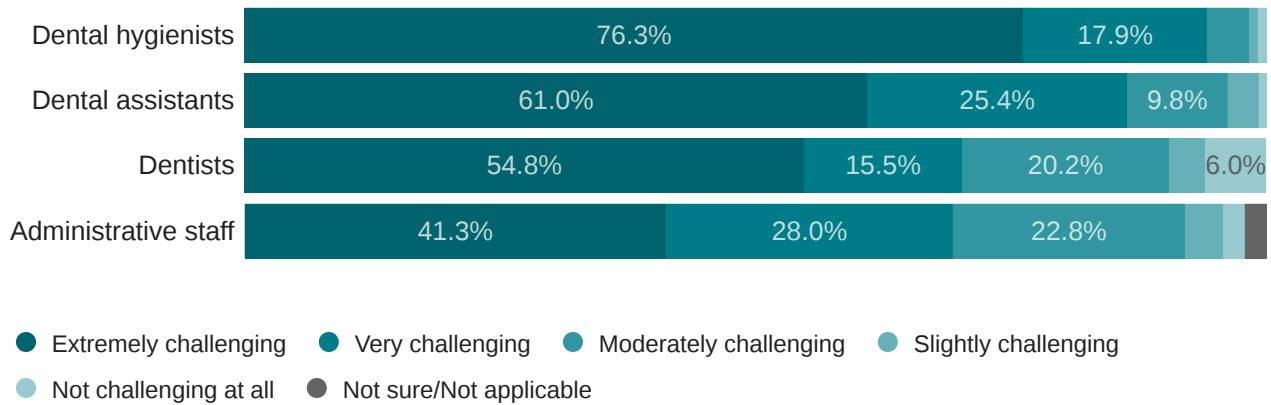
● Extremely challenging ● Very challenging ● Moderately challenging ● Slightly challenging
● Not challenging at all ● Not sure/Not applicable

Female

Have you recently or are you currently recruiting any of the following positions in your dental practice?



How challenging has it been to recruit the position(s) below?

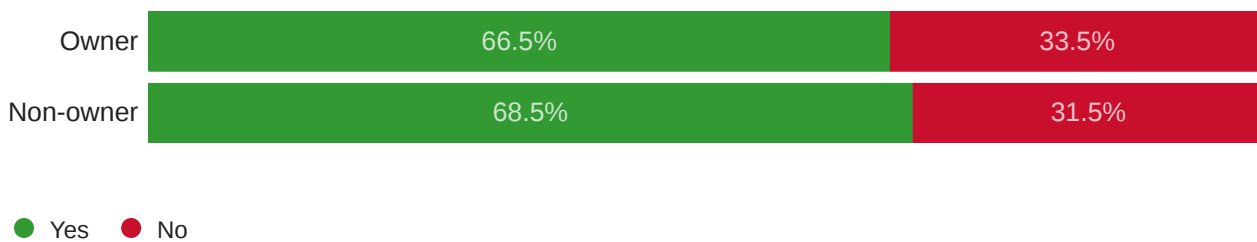


Questions of the Week

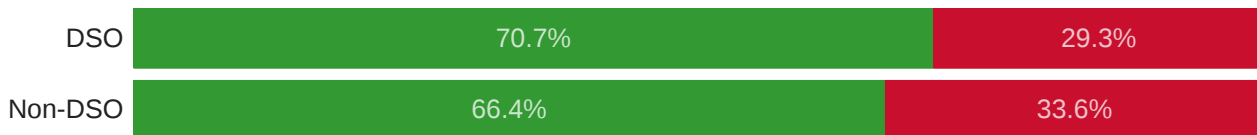
Masking in the Dental Office

Are masks required for patients in your dental practice waiting area?

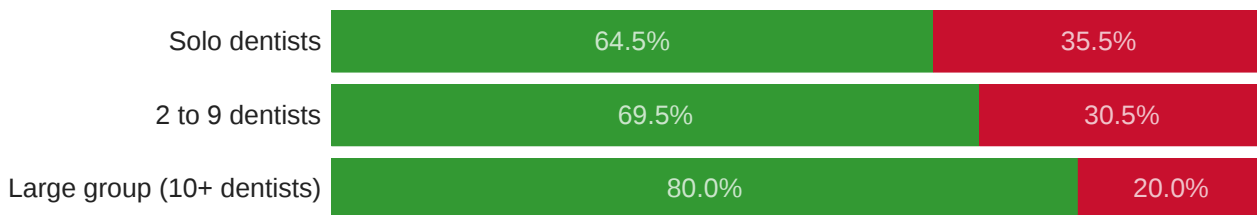
BY OWNERSHIP STATUS



BY DSO AFFILIATION

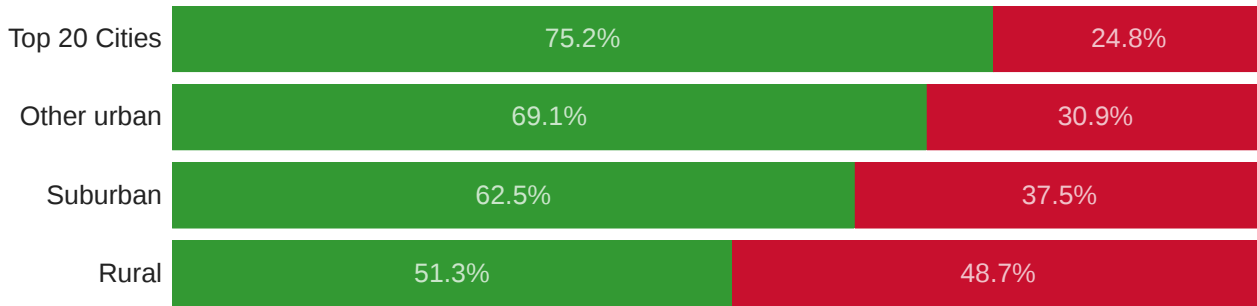


BY PRACTICE SIZE



Are masks required for patients in your dental practice waiting area? (continued)

BY GEOGRAPHY



● Yes ● No

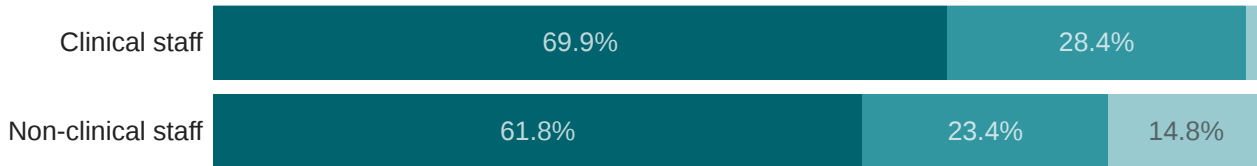
BY SEX



When are masks required for staff in your dental practice?


BY OWNERSHIP STATUS

Owner



● Continually throughout the workday ● Only when interacting with patients ● No requirement

Non-owner




● Continually throughout the workday ● Only when interacting with patients ● No requirement

When are masks required for staff in your dental practice? (continued)


BY DSO AFFILIATION

DSO



● Continually throughout the workday ● Only when interacting with patients ● No requirement

Non-DSO

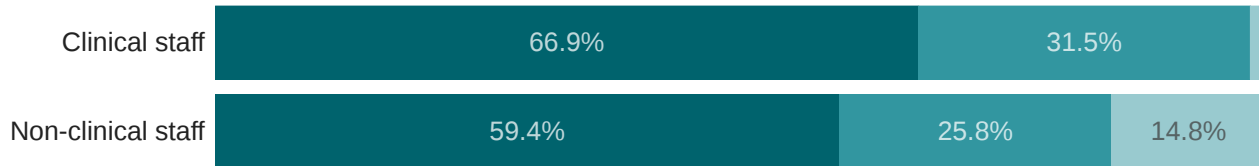


● Continually throughout the workday ● Only when interacting with patients ● No requirement

When are masks required for staff in your dental practice? (continued)


BY PRACTICE SIZE

Solo dentists

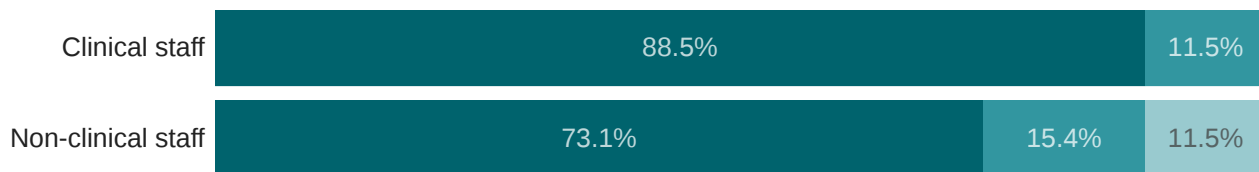


● Continually throughout the workday ● Only when interacting with patients ● No requirement

2 to 9 dentists




Large group (10+ dentists)



When are masks required for staff in your dental practice? (continued)

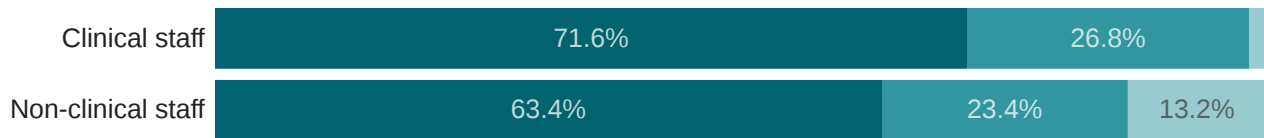
BY GEOGRAPHY

Top 20 cities



● Continually throughout the workday ● Only when interacting with patients ● No requirement

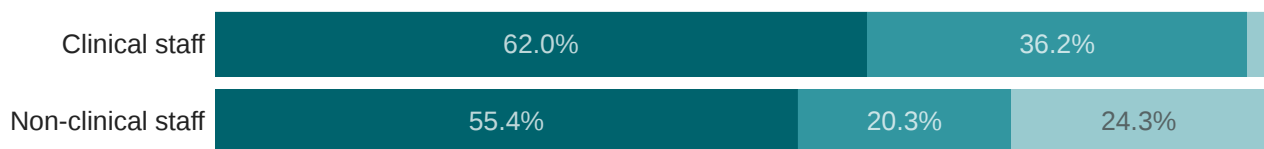
Other urban



Suburban




Rural



When are masks required for staff in your dental practice? (continued)


BY SEX

Male



● Continually throughout the workday ● Only when interacting with patients ● No requirement

Female



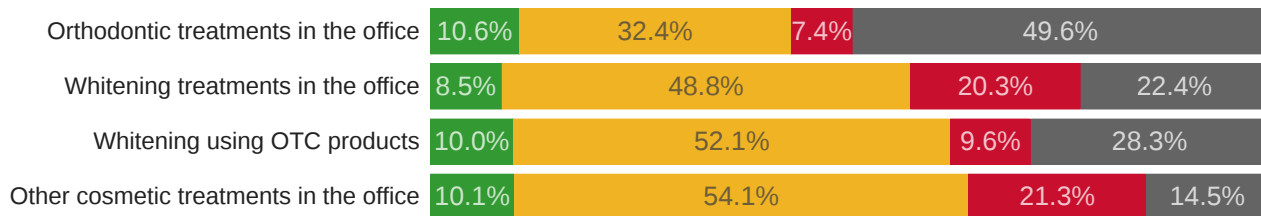
Frequency of Select Treatments

BY OWNERSHIP STATUS

Compared to this time last year, how has the frequency of the following changed among patients in your dental practice?

Owner

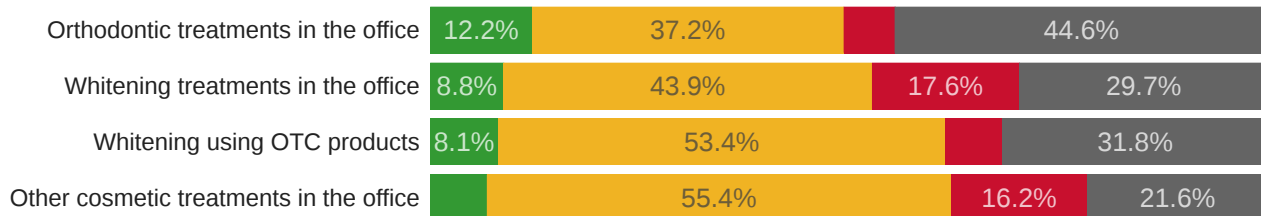
1768 Responses



● Increased ● Stayed about the same ● Decreased ● Not sure/Not applicable

Non-owner

148 Responses



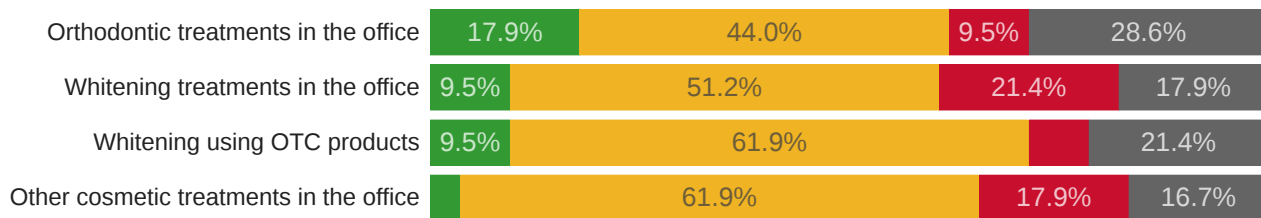
● Increased ● Stayed about the same ● Decreased ● Not sure/Not applicable

BY DSO AFFILIATION

Compared to this time last year, how has the frequency of the following changed among patients in your dental practice?

DSO

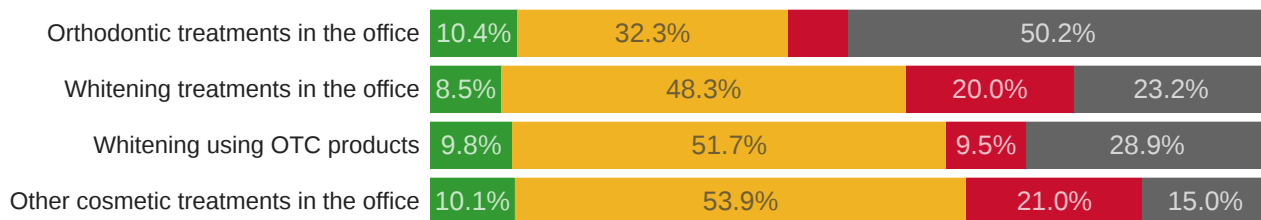
84 Responses



● Increased ● Stayed about the same ● Decreased ● Not sure/Not applicable

Non-DSO

1832 Responses



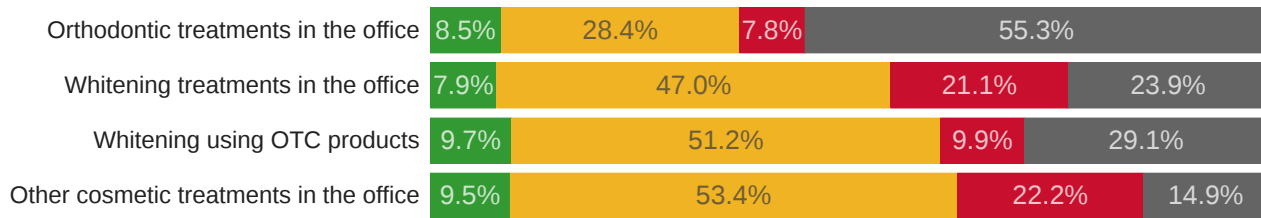
● Increased ● Stayed about the same ● Decreased ● Not sure/Not applicable

BY PRACTICE STYLE

Compared to this time last year, how has the frequency of the following changed among patients in your dental practice?

Solo dentists

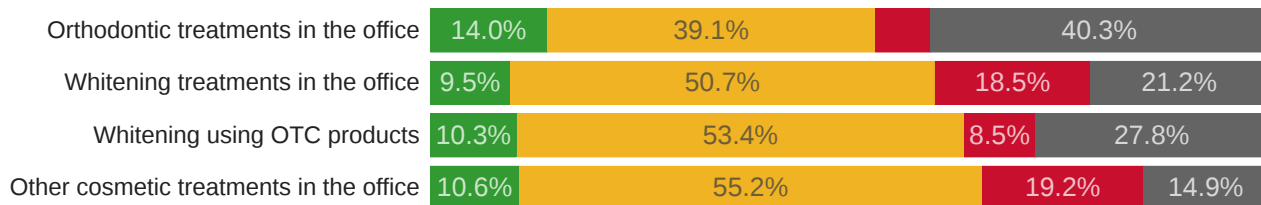
1146 Responses



● Increased ● Stayed about the same ● Decreased ● Not sure/Not applicable

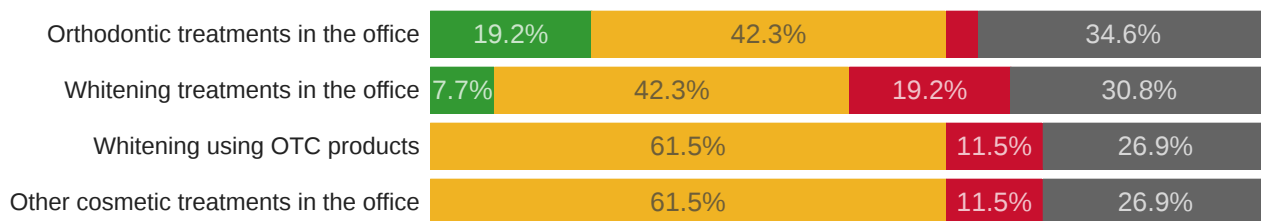
2 to 9 dentists

744 Responses



Large group (10+ dentists)

26 Responses

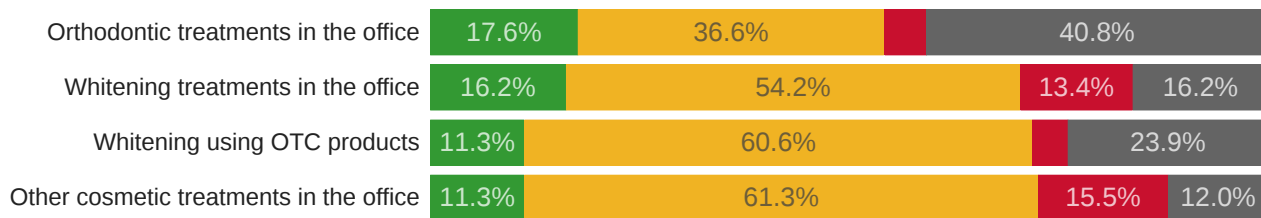


BY GEOGRAPHY

Compared to this time last year, how has the frequency of the following changed among patients in your dental practice?

Top 20 cities

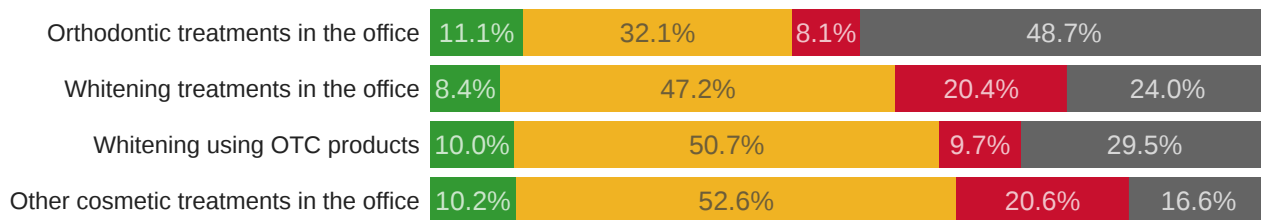
142 Responses



● Increased ● Stayed about the same ● Decreased ● Not sure/Not applicable

Other urban

1406 Responses

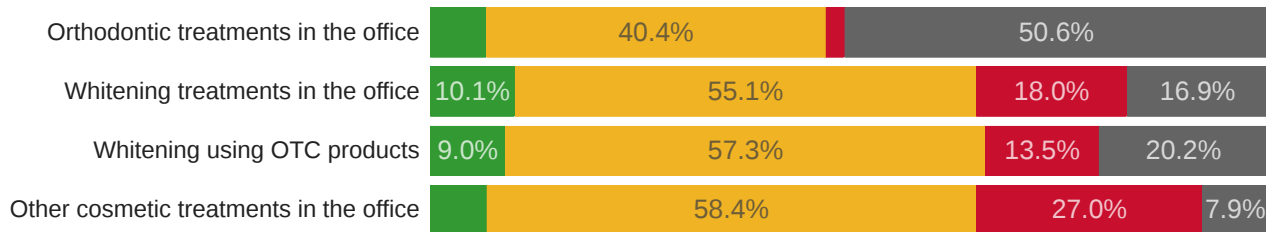


● Increased ● Stayed about the same ● Decreased ● Not sure/Not applicable

Compared to this time last year, how has the frequency of the following changed among patients in your dental practice? (continued)

Suburban

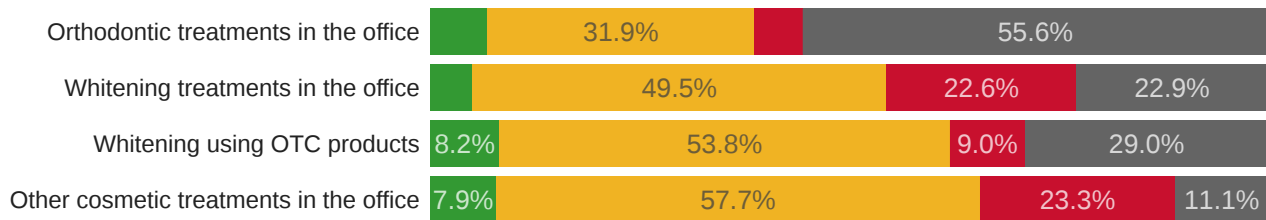
89 Responses



● Increased ● Stayed about the same ● Decreased ● Not sure/Not applicable

Rural

279 Responses



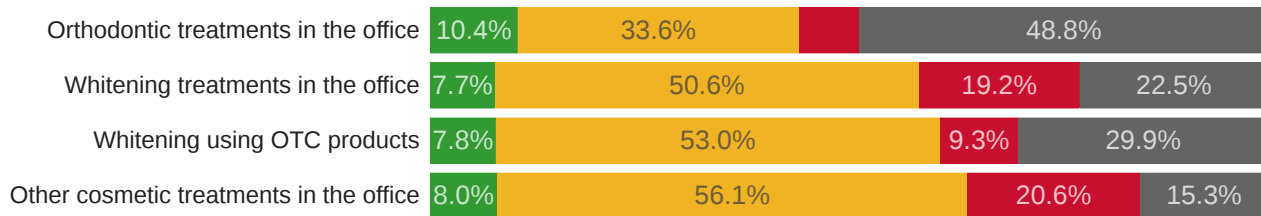
● Increased ● Stayed about the same ● Decreased ● Not sure/Not applicable

BY SEX

Compared to this time last year, how has the frequency of the following changed among patients in your dental practice?

Male

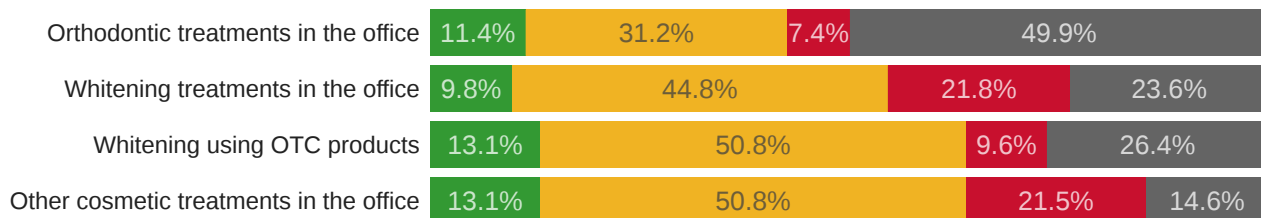
1226 Responses



● Increased ● Stayed about the same ● Decreased ● Not sure/Not applicable

Female

685 Responses



● Increased ● Stayed about the same ● Decreased ● Not sure/Not applicable

Number of Responses by Wave

Field	Responses
2022JAN	1,883
2022FEB	1,386
2022MAR	1,916

Number of Responses by Group - Week of March 14

Ownership Status	Choice Count
Owner	1,768
Non-owner	148

DSO Affiliation	Choice Count
DSO	84
Non-DSO	1,832

Practice Size	Choice Count
Solo dentists	1,146
2 to 9 dentists	744
Large group (10+ dentists)	26

Geography	Choice Count
Top 20 cities	142
Other urban	1,406
Suburban	89
Rural	279

Number of Responses - Week of March 14

Sex	Choice Count
Male	1,226
Female	685
Prefer not to say	2

Age	Choice Count
<35	37
35-44	246
45-54	401
55-64	525
65+	378

Race/Ethnicity	Choice Count
White or Caucasian	1,462
Asian	157
Latino or Hispanic	103
Black or African-American	29
Native Hawaiian or Pacific Islander	2
American Indian / Alaska Native	3
Other	30
Unknown	130