

# Economic Outlook and Emerging Issues in Dentistry

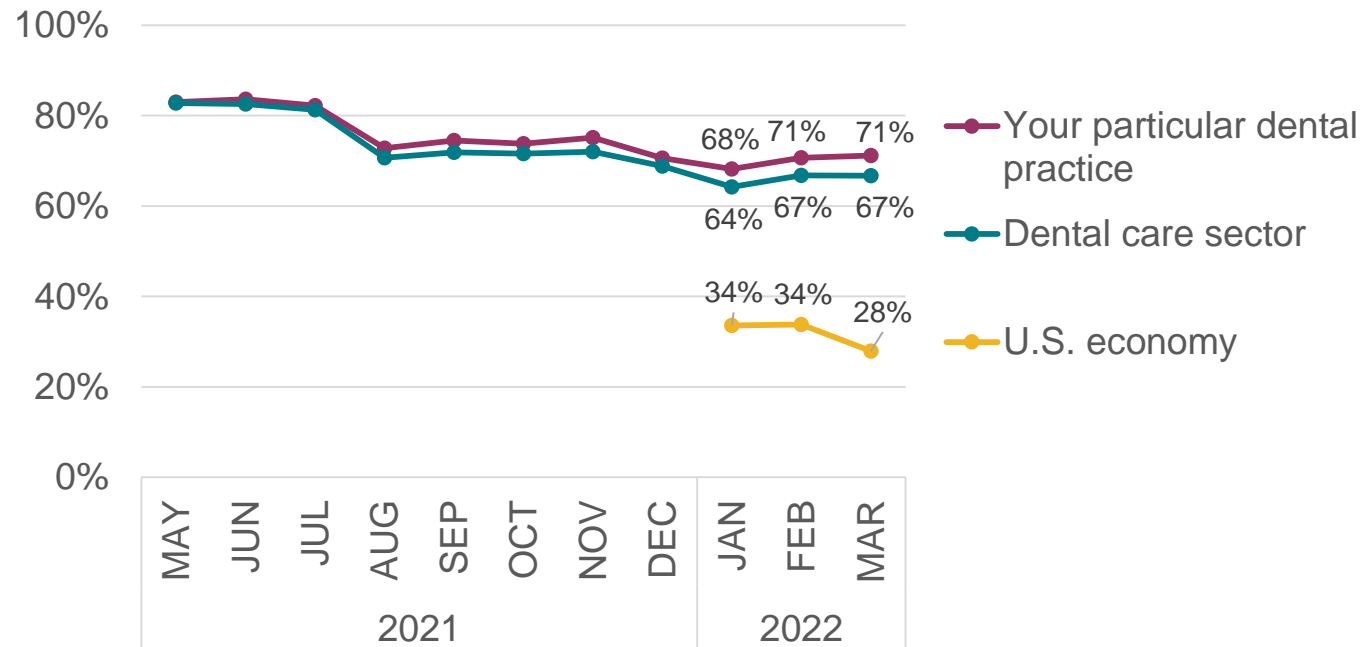
*Insights from Data from March 2022*

# Emerging Issues Polling

- Measuring the ongoing impact of the COVID-19 pandemic and other emerging issues in dentistry
- Over 3000 have opted to participate to date, roughly 2000 respond each wave
- Data was collected March 14-20, 2022
- Core measures: economic outlook, fullness of practice schedule, schedule barriers, recruitment needs and challenges
- Questions of the month: masking requirements for patients and staff, cosmetic procedures in practice
- Complete reports with breakdowns available at [ADA.org/HPI](https://ada.org/HPI)
- State dashboard coming soon!

# Economic Outlook

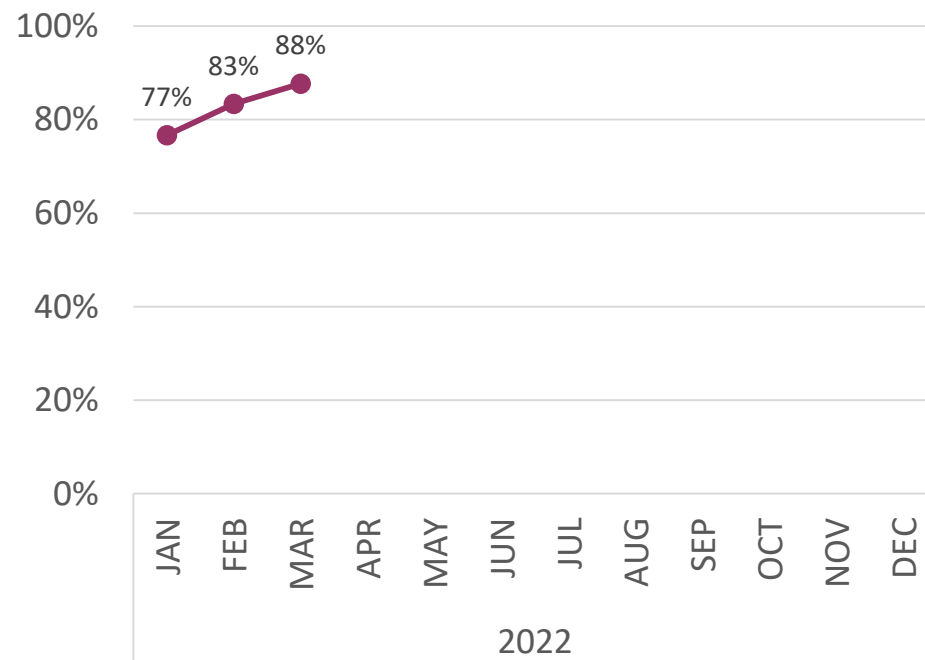
**Looking ahead to the next six months, how confident are you in the recovery of the following? (Percentages indicating “very” or “somewhat” confident.)**



*Dentists' confidence in U.S. economic recovery dropped in March. However, their confidence in dentistry's recovery is higher than for the U.S. economy and consistent with recent months.*

# Practice Schedules

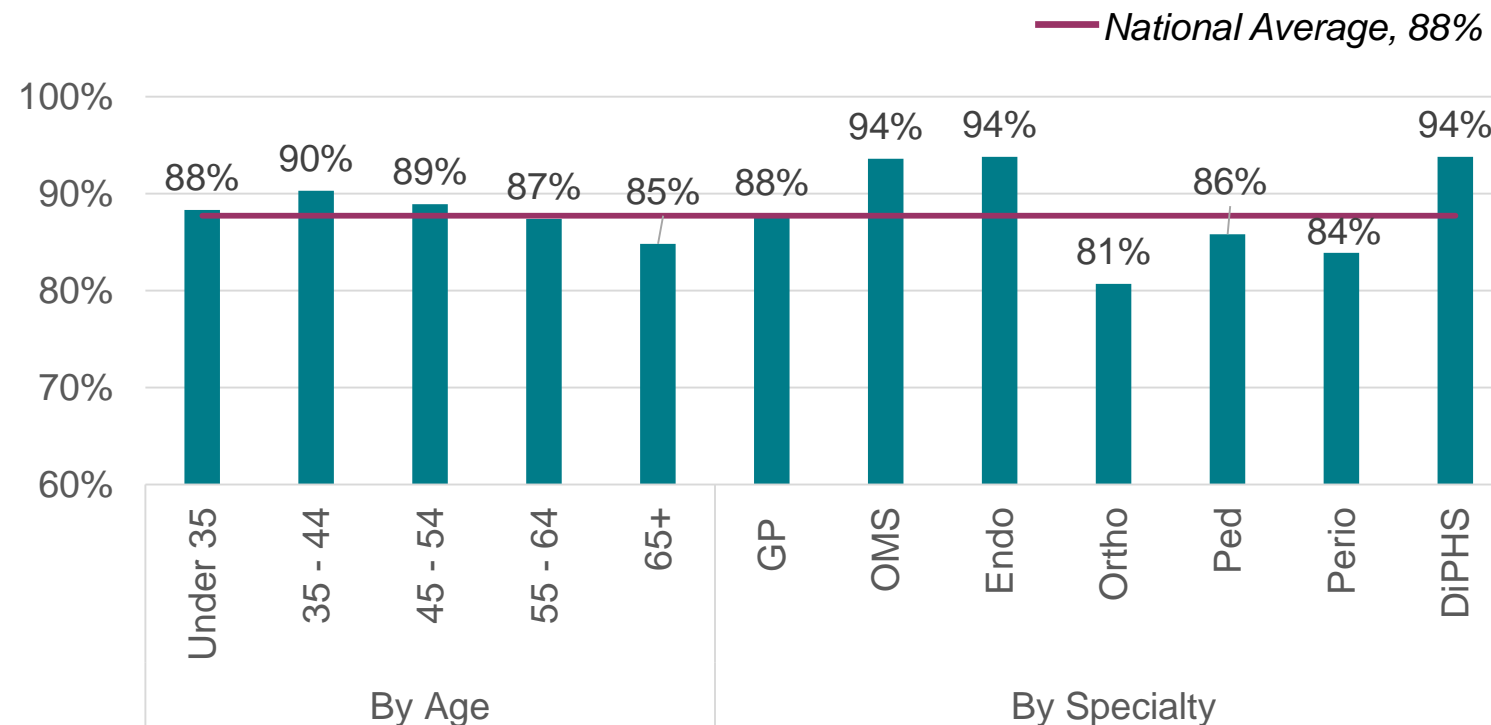
**How full was your dental practice's appointment schedule last week?**



*Dental practices have gotten busier since January. Across the U.S., schedules in dental practices were 88% full on average in March.*

# Practice Schedules

How full was your dental practice's appointment schedule last week?

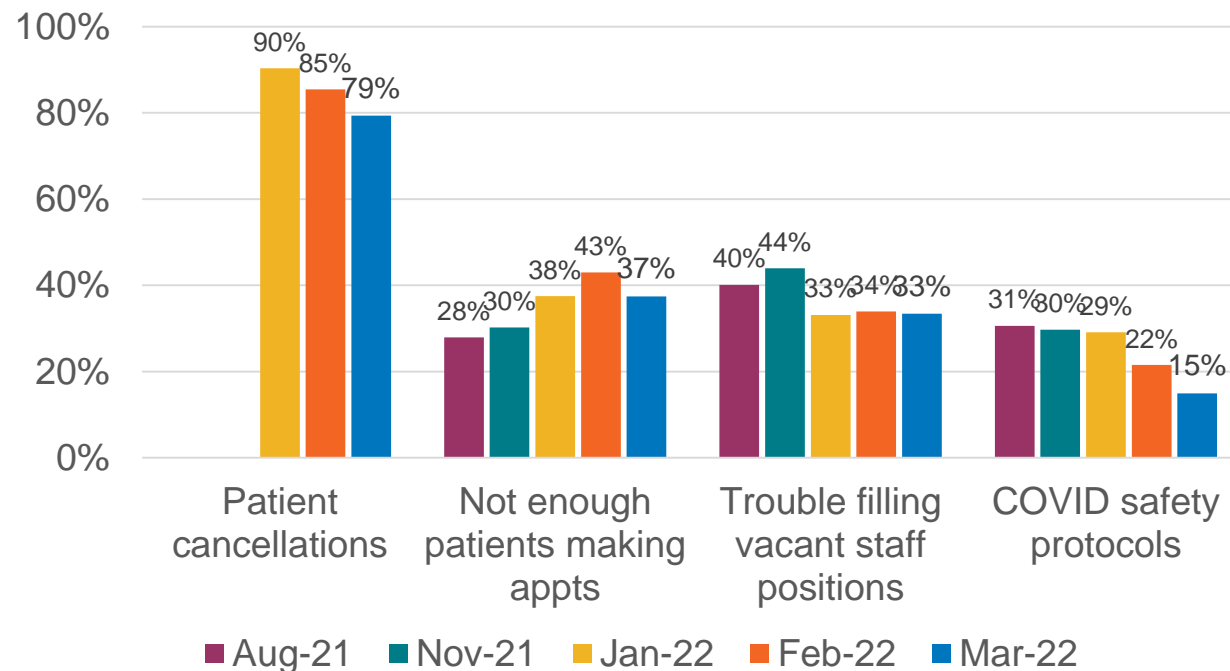


*Younger and mid-career dentists indicated busier schedules than older dentists in March.*

*Oral surgeons, endodontists, and dentists working in public health settings were also busier in March than their other dentist colleagues.*

# Scheduling Barriers

Which of the following factors prevented your dental practice's appointment schedule from reaching 100% last week? (Select all that apply.)

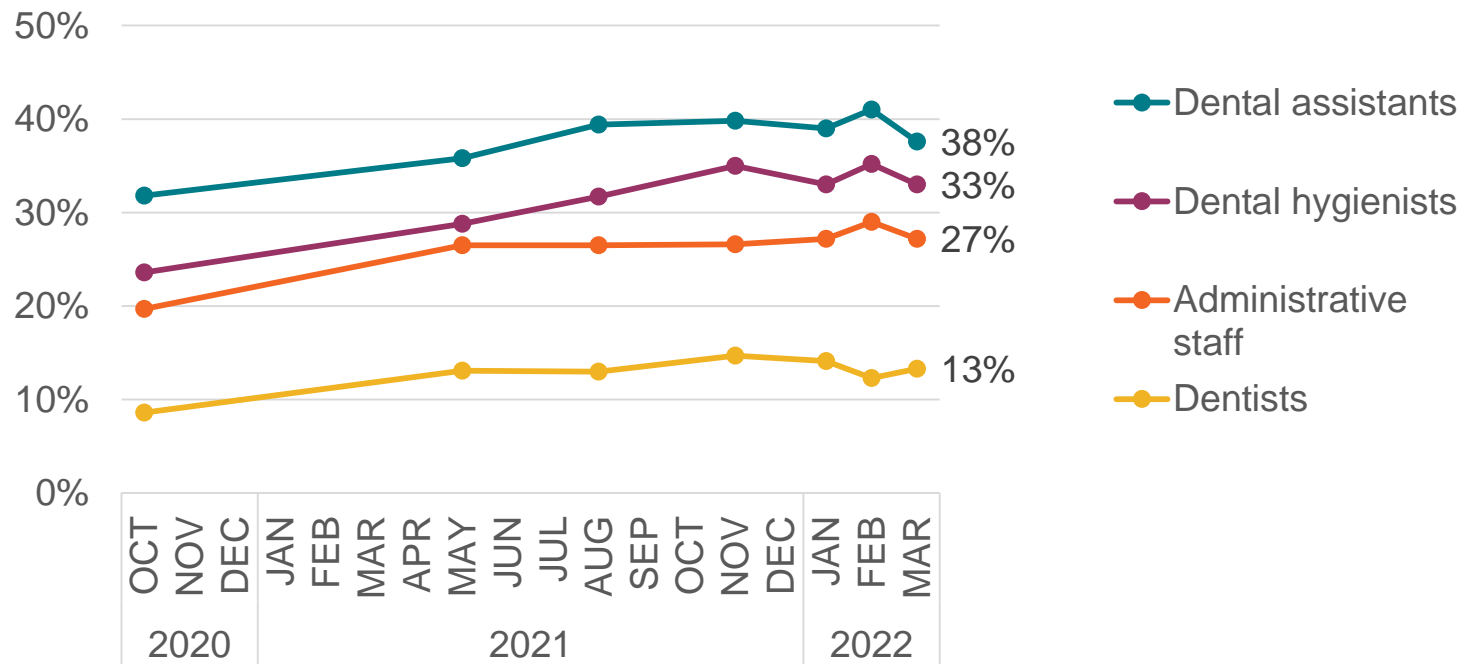


*Patient cancellations remained the most common reason schedules were not full in March.*

*Roughly one in seven dentists indicated COVID protocols were getting in the way of full schedules; the lowest share to date.*

# Dental Team Recruitment

Have you recently or are you currently recruiting any of the following positions in your dental practice? (Percentages indicating “Yes.”)

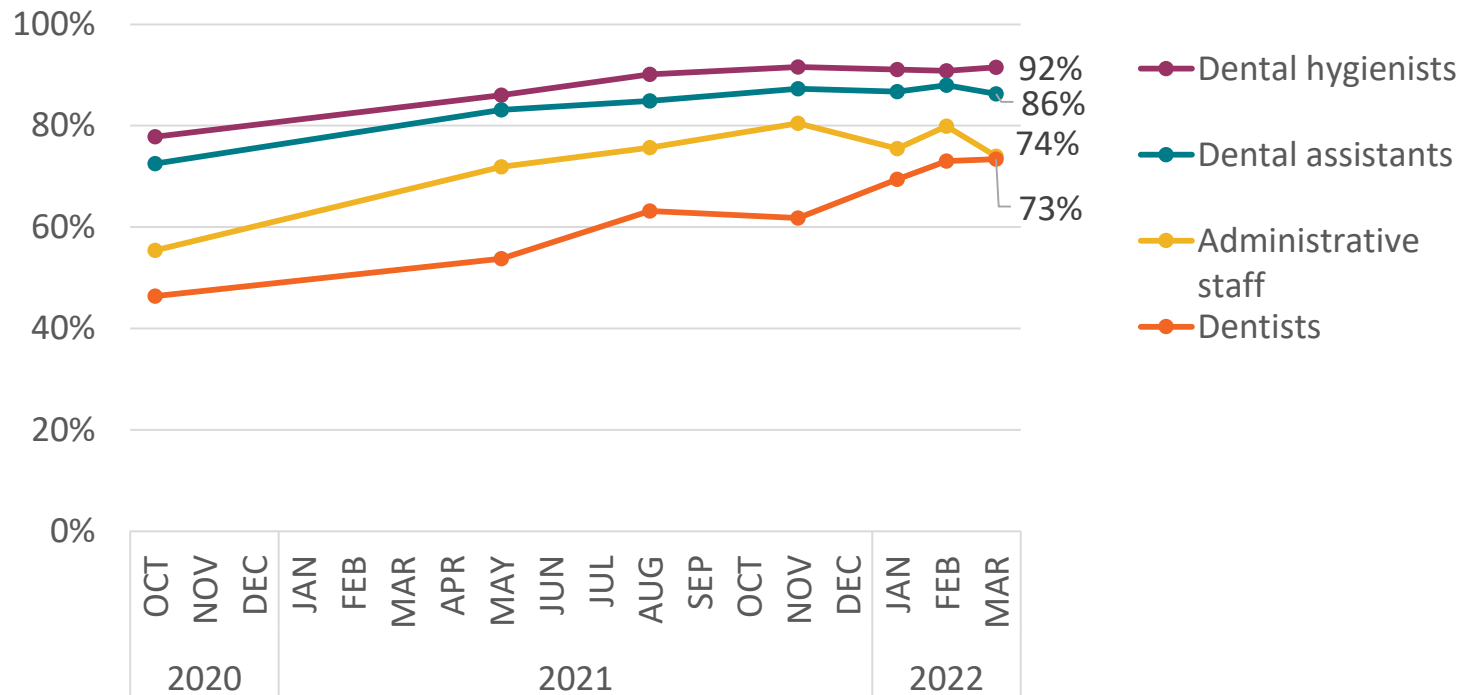


*After reaching a peak in February, dental team recruitment needs eased up slightly in March.*

*One-third of dentists were recruiting dental hygienists and 38% were recruiting dental assistants.*

# Challenges Recruiting

**How challenging has it been to recruit the position(s) below?**  
 (Percentages indicating “extremely” or “very” challenging.)



*Among dentists who are recruiting, the difficulty has remained relatively stable.*

*Dentists recruiting associate/employee dentists indicated greater difficulty than in the past.*



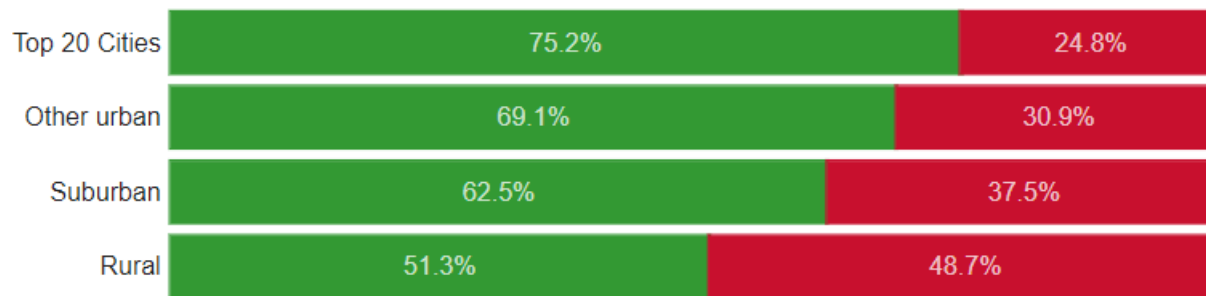
# Masking Requirements for Patients

Are masks required for patients in your dental practice waiting area?



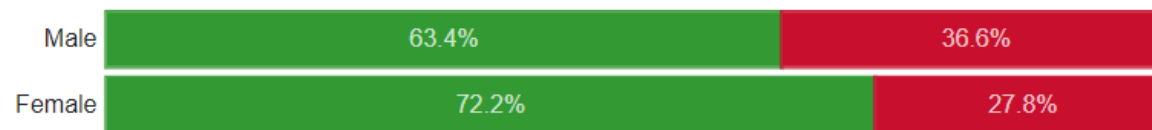
*Nationally, two-thirds of dentists required patients to mask in the waiting area in March.*

## BY GEOGRAPHY



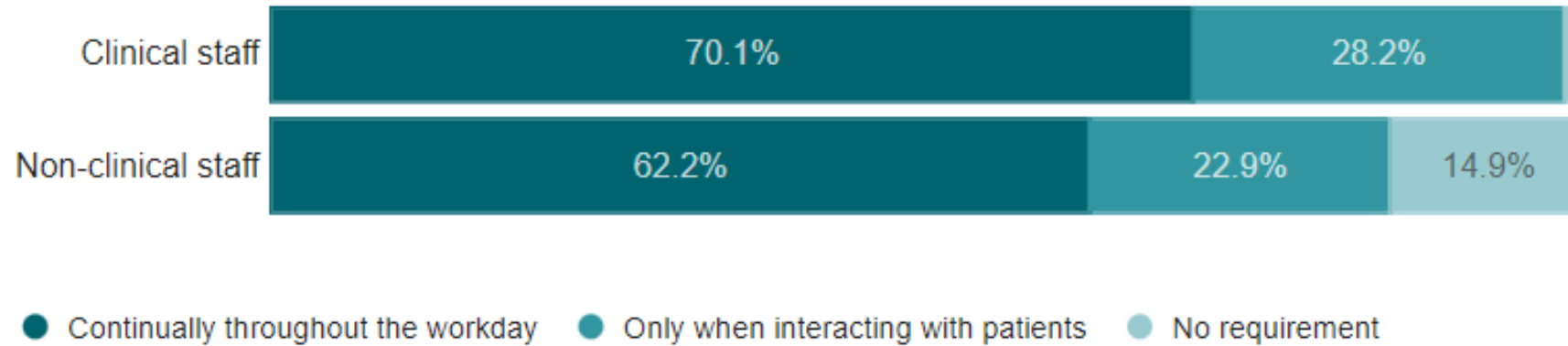
*Masking was more commonly required in urban practices than in rural practices.*

## BY SEX



# Masking Requirements for Staff

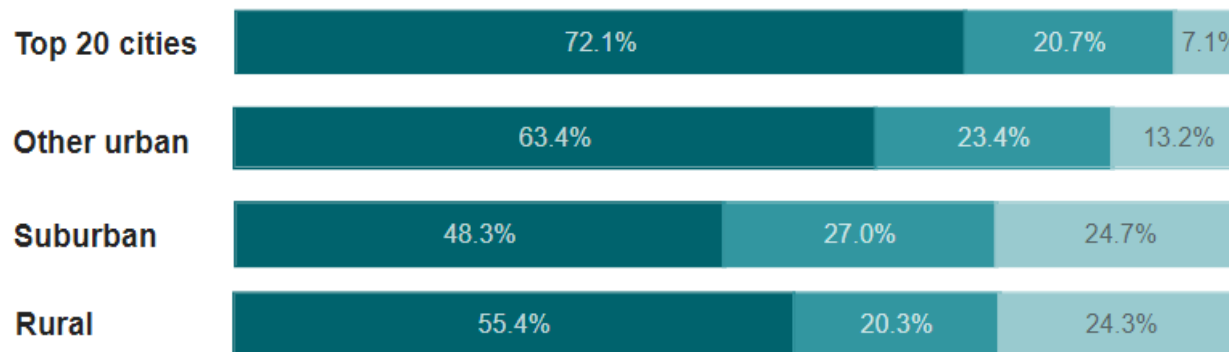
## When are masks required for staff in your dental practice?



*The majority of dentists nationally required both clinical and non-clinical staff to mask continually throughout the workday.*

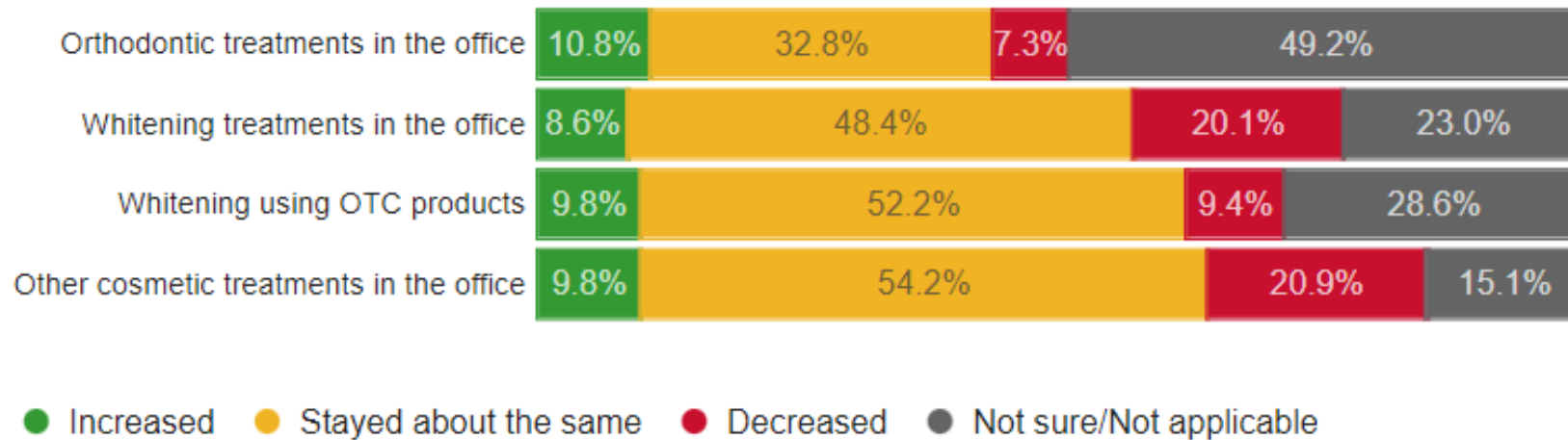
*Similar to requirements for patients in waiting areas, fewer dentists in suburban and rural areas required masks for non-clinical staff.*

## Requirements for non-clinical staff, by geography



# Cosmetic Procedures

**Compared to this time last year, how has the frequency of the following changed among patients in your dental practice?**



*Roughly 10% of dentists indicated that there has been an increase in ortho, whitening, and other cosmetic treatments in their offices compared to last year at this time. Slightly more reported a decrease in these procedures.*

# Key Takeaways

- Dental practices have gotten busier since January. Schedules were 88% full on average in March. Patient cancellations remained the most common reason for not having a full schedule.
- Fewer than three in ten dentists are confident in the U.S. economic recovery, though the majority remain at least somewhat confident in their practices' and the dental sector's recovery.
- Dental team recruitment needs eased up slightly in March. One-third of dentists were recruiting dental hygienists and 38% were recruiting dental assistants. The level of difficulty with recruitment has remained relatively stable.
- Nationally, two-thirds of dentists required patients to mask in the waiting area in March. The majority of dentists required both clinical and non-clinical staff to mask continually throughout the workday. Masking requirements were more common in urban than in rural settings, and more common in blue states than in red states.

# Thank You!

**@ADAHPI**

**ADA.org/HPI**

**ADA.org/HPIConsulting**

**hpi@ada.org**



**ADA** American Dental Association®