

# Medicaid Reimbursement for Dental Care Services – 2022 data update

August 2023

# Background

- We update data on reimbursement for dental care services within state Medicaid programs for 2022. Previous HPI report was for 2020. New data are not comparable.
- We use two main data sources:
  - State Medicaid program FFS reimbursement schedules collected from Medicaid websites in July 2022
  - FAIRHealth data on dentist charges, aggregated to the state level for 2022
- We construct a weighted average index across 14 procedures and compare Medicaid FFS reimbursement amounts to average dentist charges. Separate analysis for child dental care services and adult dental care services.
- The managed care ‘data void’ is still a major data limitation. We do not have access to any managed care data. Nor is there even an up-to-date classification of states according to how they administer their Medicaid dental programs. Use caution.
- Full details on data sources and methods are in the appendix.

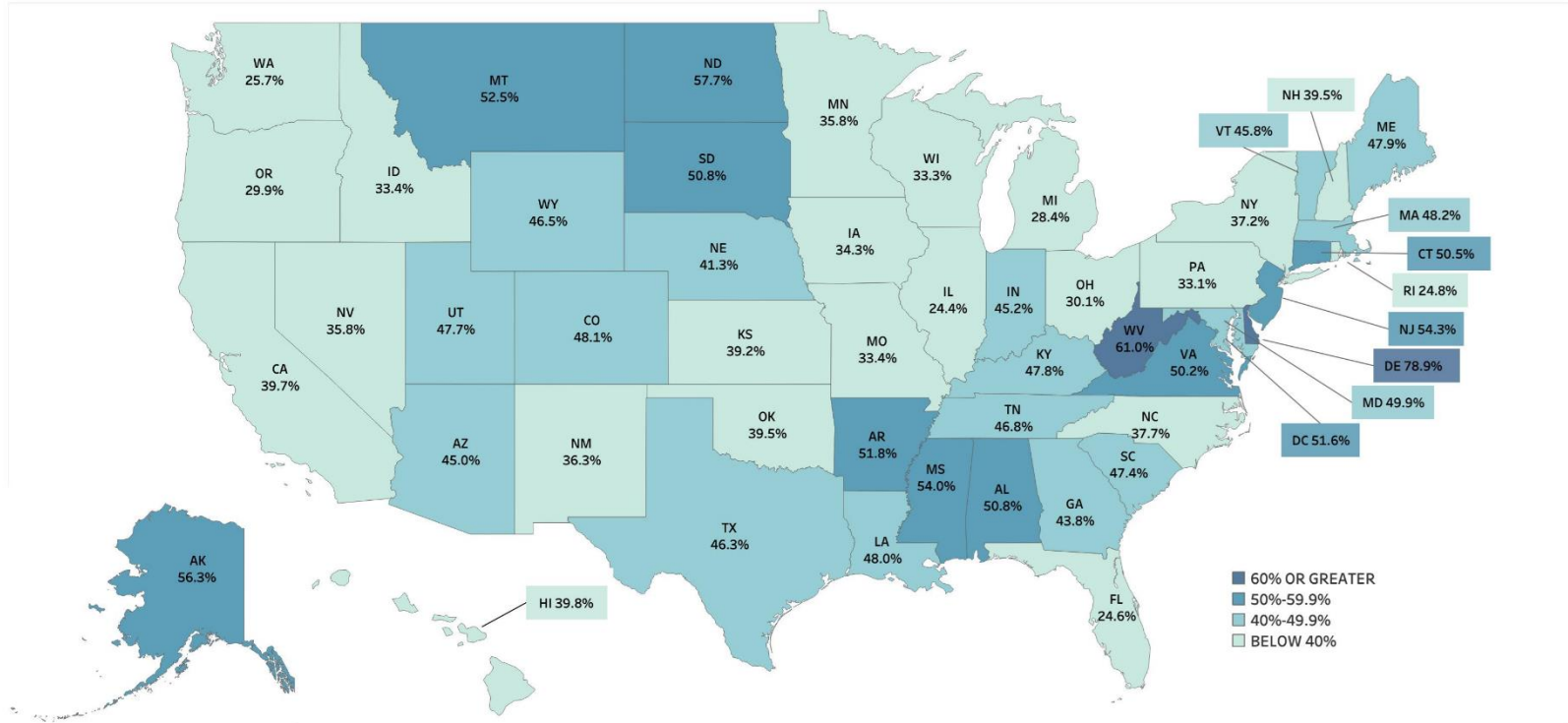
# Results

	A	B	C	D	E
1	<b>Medicaid Fee-For-Service Reimbursement as a Percentage of Dentist Charges for Child and Adult Dental Services, 2022</b>				
2	(Published August 2023)				
3	<a href="#">Return to Table of Contents</a>				
4					
5		<b>Medicaid FFS Reimbursement as Percentage of Dentist Charges</b>			
6	<b>State</b>	<b>Child Dental Care Services</b>	<b>Adult Dental Care Services</b>	<b>Adult Benefit Level</b>	
7	Alabama	50.8%		None	
8	Alaska	56.3%	55.0%	Extensive	
9	Arizona	45.0%		Emergency	
10	Arkansas	51.8%	34.1%	Limited	
11	California	39.7%	44.9%	Extensive	
12	Colorado	48.1%	45.8%	Extensive	
13	Connecticut	50.5%	32.1%	Extensive	
14	Delaware	78.9%	76.9%	Limited	
15	District of Columbia	51.6%	43.3%	Extensive	
16	Florida	24.6%		Emergency	
17	Georgia	43.8%		Emergency	
18	Hawaii	39.8%		Emergency	
19	Idaho	33.4%	35.6%	Extensive	
20	Illinois	24.4%	28.3%	Extensive	
21	Indiana	45.2%	41.6%	Limited	

	A
1	<b>HPI Health Policy Institute</b>
2	
3	ADA American Dental Association*
4	
5	<b>Medicaid Fee-For-Service Reimbursement as a Percentage of Dentist Charges for Child and Adult Dental Services, 2022</b>
6	Updated August 2023
7	<a href="#">Data Sources and Methods</a>
8	<a href="#">Return to Table of Contents</a>
9	
10	We collected Medicaid fee-for-service (FFS) reimbursement rate data from state Medicaid program web pages in July 2022. Data for child dental care services and adult dental care services were collected for states that had a limited or extensive adult dental benefit in the Medicaid program in 2022. We used Centers for Medicaid and CHIP Services' categorization of state level adult dental benefits. As of the date of the publication, state Medicaid programs may have changed their policies on adult dental care benefits in Medicaid but did not specify whether their fee schedules were for adult or child dental care services were assumed to use the same fee schedule.
11	Many state Medicaid programs contract with managed care organizations to administer their dental benefit and, therefore, may not reimburse dental care providers for services we captured. The lack of transparent, publicly available data on reimbursement rates within managed care programs presented a significant limitation to our analysis. While Medicaid FFS reimbursement rates are intended to be a benchmark or guide for managed care organizations, it is unclear whether this truly happens in all states. In our analysis, understanding that in many states, these rates may not be representative since reimbursement rates paid by managed care organizations can vary significantly after scanning the literature and reaching out to several experts, we concluded that there is no reliable, up to date, data source categorizing state Medicaid program administrative arrangement (e.g. managed care, FFS, managed care with carve-out). Thus, we are not able to list the states where this particular data source was used and interpret our data accordingly.
12	
13	

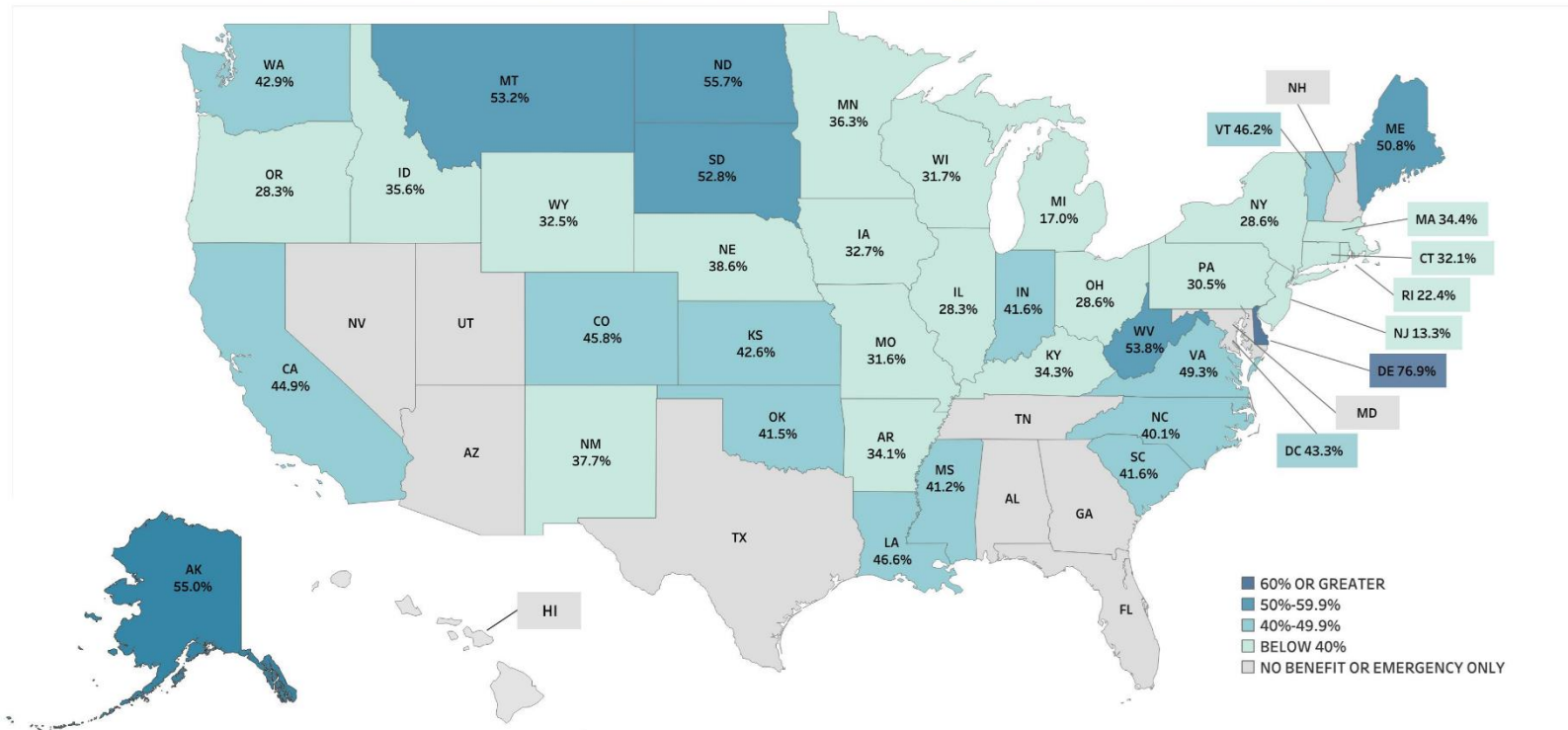
# Results

Medicaid FFS Reimbursement as a Percent of Dentist Charges, Child Dental Services, 2022




# Results

Medicaid FFS Reimbursement as a Percent of Dentist Charges, Adult Dental Services, 2022



# Thank You!



[ADA.org/HPI](https://ada.org/HPI)

[hpi@ada.org](mailto:hpi@ada.org)

 [@adahpi](https://twitter.com/adahpi)



**ADA** American Dental Association®