

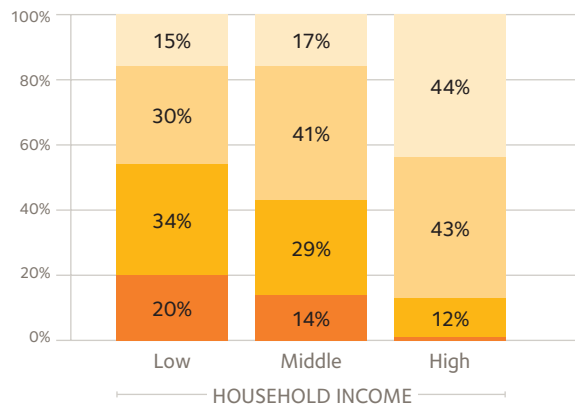
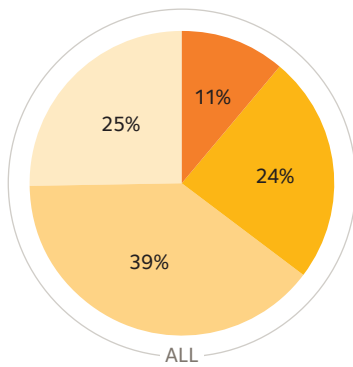
Oral Health and Well-Being in Oregon

How do adults in Oregon view their oral health?

This fact sheet summarizes select data on self-reported oral health status, attitudes and dental care utilization among Oregon adults as of 2015, by income level, based on an innovative household survey. For methods and sources, visit ADA.org/statefacts. For more information on the ADA Health Policy Institute, visit ADA.org/HPI.

Overall Condition of Mouth and Teeth

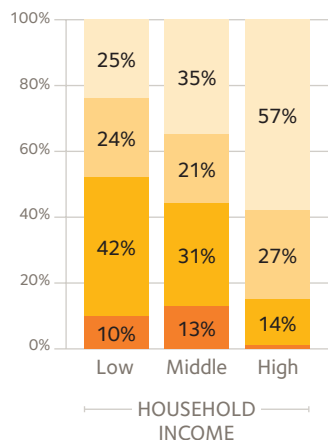
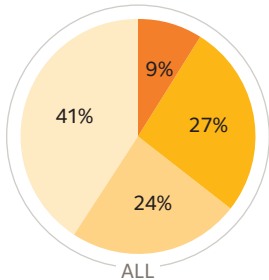
■ VERY GOOD
■ GOOD
■ FAIR
■ POOR



1 in 5 low income adults say their mouth and teeth are in poor condition.

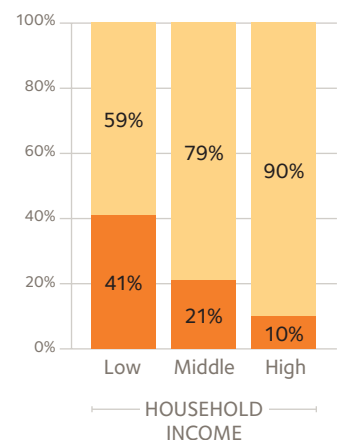
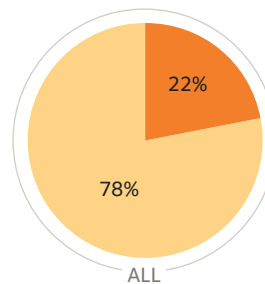
Life in General is Less Satisfying Due to Condition of Mouth and Teeth

■ NEVER
■ RARELY
■ OCCASIONALLY
■ VERY OFTEN



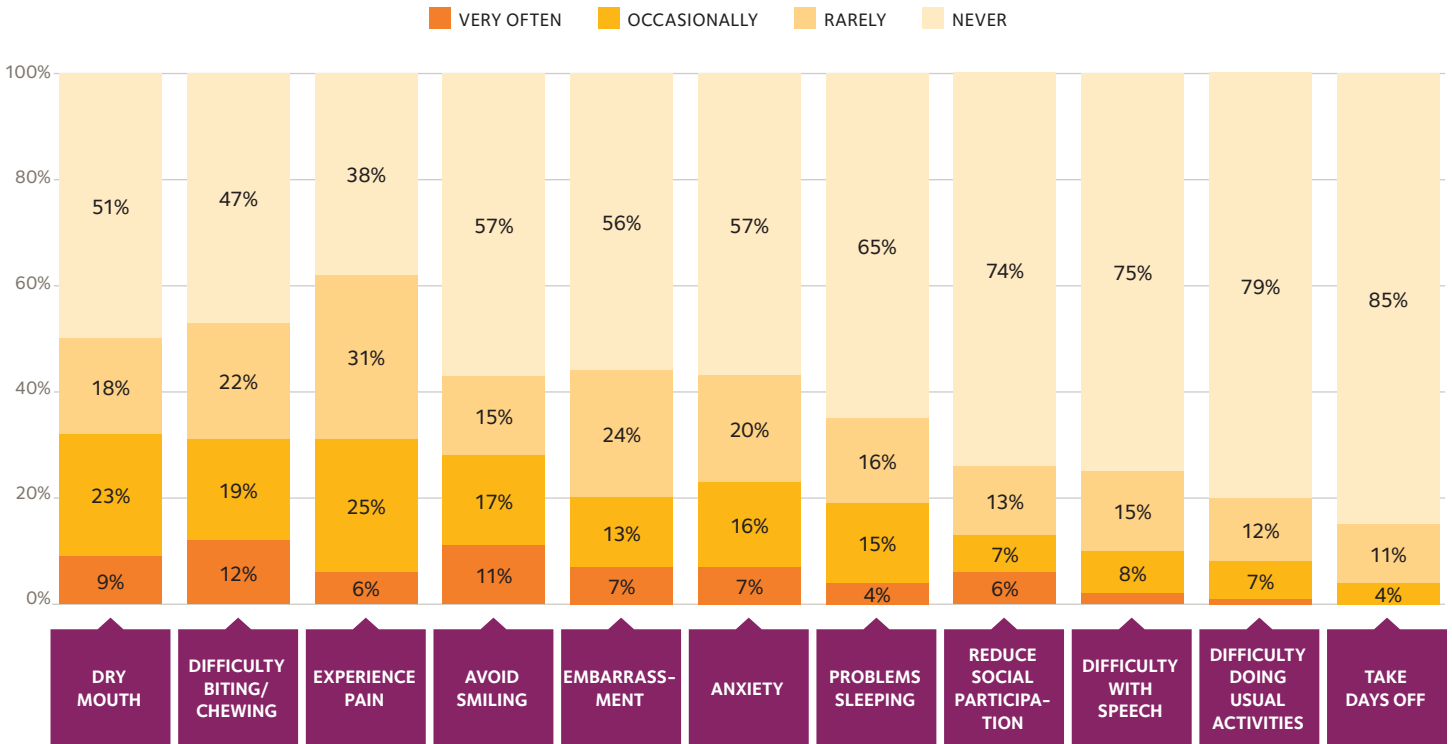
Appearance of Mouth and Teeth Affects Ability to Interview for a Job

■ YES
■ NO



Oral Health and Well-Being in Oregon

How Often Have You Experienced the Following Problems in the Last 12 Months Due to the Condition of Your Mouth and Teeth?



28%

of adults **avoid smiling** due to the condition of their mouth and teeth.



1 in 5

adults **feel embarrassment** due to the condition of their mouth and teeth.

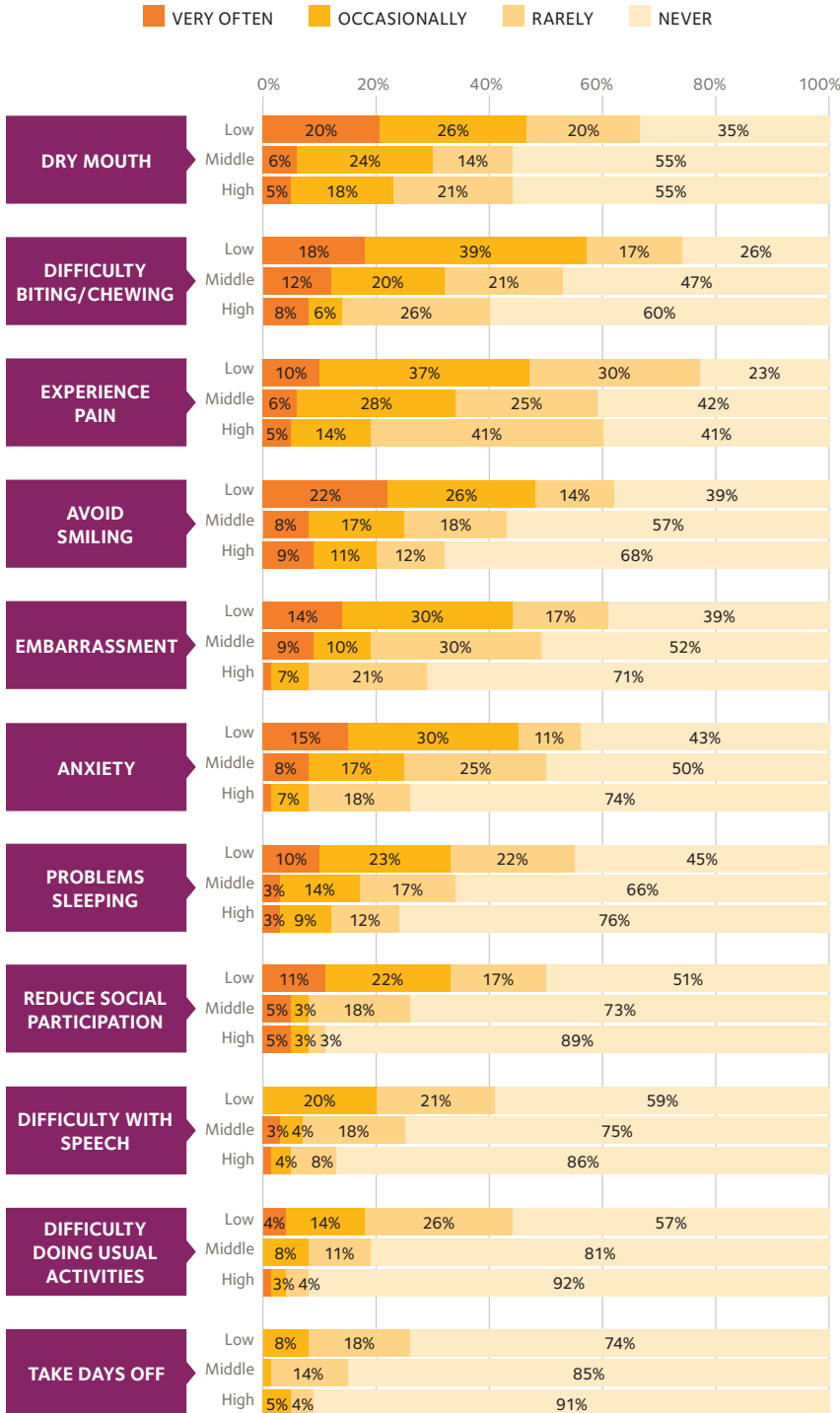


23%

of adults **experience anxiety** due to the condition of their mouth and teeth.

Oral Health and Well-Being in Oregon

Problems Due to Condition of Mouth and Teeth, by Household Income



Low income adults are most likely to report having problems due to the condition of their mouth and teeth.



The top oral health problem for low income adults is **difficulty biting and chewing**.



48% of low income adults avoid smiling due to the condition of their mouth and teeth.



19% of high income adults experience pain due to the condition of their mouth and teeth.



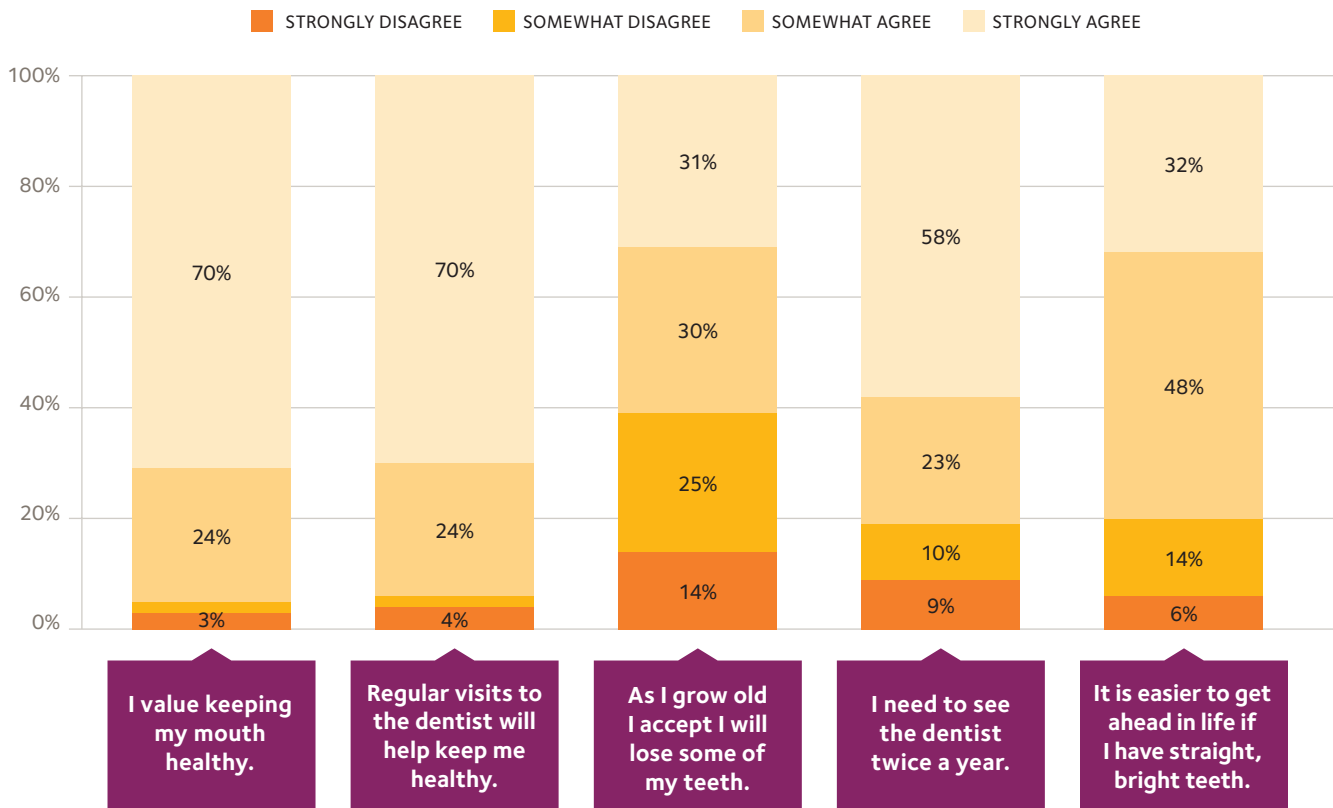
19% of middle income adults feel embarrassment due to the condition of their mouth and teeth.



33% of low income adults reduce participation in social activities due to the condition of their mouth and teeth.

Oral Health and Well-Being in Oregon


Attitudes Toward Oral Health and Dental Care



94%
value oral health.



81%
feel they need to visit the dentist twice per year.



94%
agree regular dental visits keep them healthy.



80%
believe straight, bright teeth help you get ahead in life.

"I accept I will lose some teeth with age."



72%
low income adults



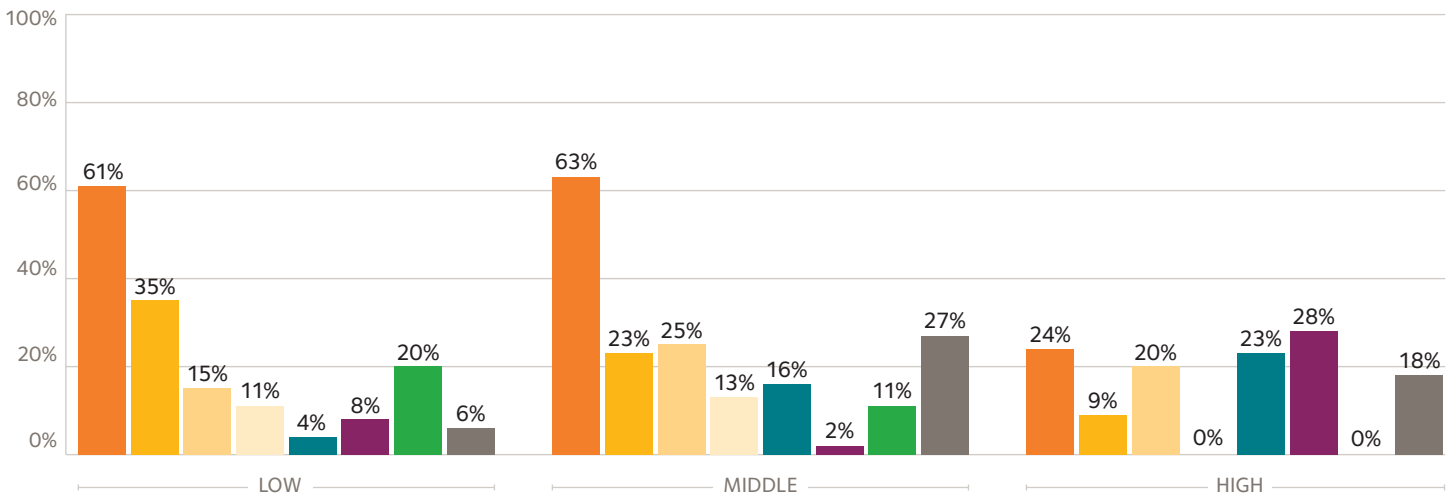
44%
high income adults

Oral Health and Well-Being in Oregon

Reasons for Not Visiting the Dentist More Frequently, Among Those Without a Visit in the Last 12 Months



Household Income



35% of low income adults cite fear as a reason not to visit the dentist.

27% of middle income adults cite some other reason for not visiting the dentist.

28% of high income adults cite no need to visit the dentist.