

## About this Study

To better understand the economic and operational conditions in dental practices and public health clinics over time, and to measure the impact of emerging issues in dentistry, the ADA Health Policy Institute launched a tracking poll in January 2022. For this initial wave over the week of January 17, 2022, we invited nearly 80,000 dentists from across the U.S. to join a panel in which they will complete a survey once a month; over 3,000 have opted to participate. In 2024 the survey distribution schedule was changed from monthly to quarterly.

The survey for the the first quarter of 2025 was sent March 17, 2025 to 2,530 panel members; 791 responded, for an adjusted response rate (excluding undeliverable email addresses) of 31.5%. The number of dentists by specialty and practice setting can be found at the end of this report.

This report features results from the latest wave of this study broken out by the following practice areas/specialties:

- General practice (GP)
- Pediatric dentistry (PED)

Additionally, results are reported for dentists that practice in public health settings (DiPHS), regardless of specialty. (Please note that this group should not be confused with dental public health specialists.) **Please note that we only include graphics representing at least 30 responses.** Because of this, we were not able to include results for the following specialties in this report: oral and maxillofacial surgery, endodontics, orthodontics and dentofacial orthopedics, periodontics, prosthodontics. The number of respondents in each practice area/specialty can be found at the end of this report.

This report was published in April 2025 by the American Dental Association's Health Policy Institute.

401 N. Michigan Avenue, Suite 3300  
Chicago, Illinois 60611  
312.440.2928  
[hpi@ada.org](mailto:hpi@ada.org)

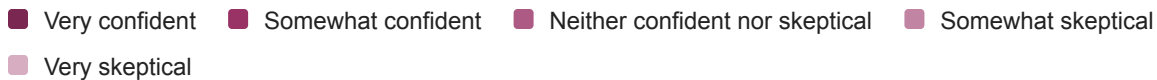
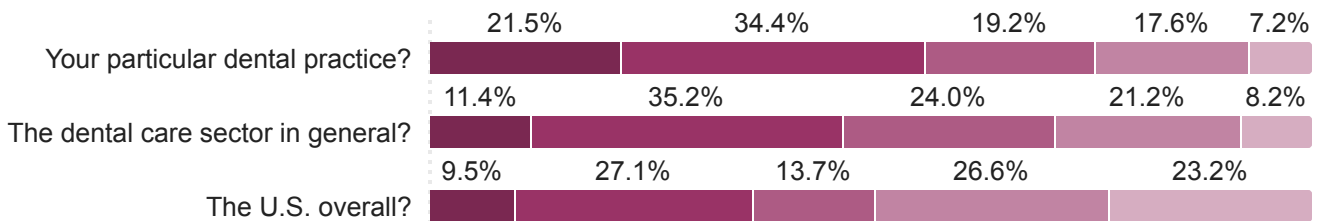
For more information on other publications, products, and services, please visit our website, [ADA.org/HPI](https://ADA.org/HPI).

## Economic Confidence

Looking ahead the next 6 months, how confident are you in the economic conditions in:

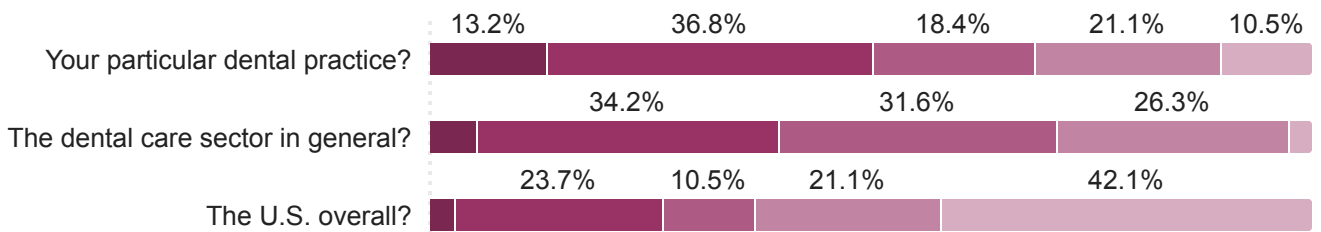
### General Practice

613 Responses



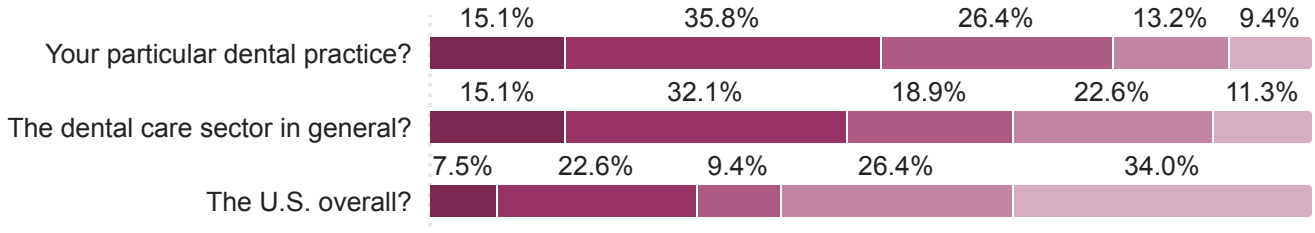
### Pediatric Dentistry

38 Responses



**Dentists in Public Health Settings**

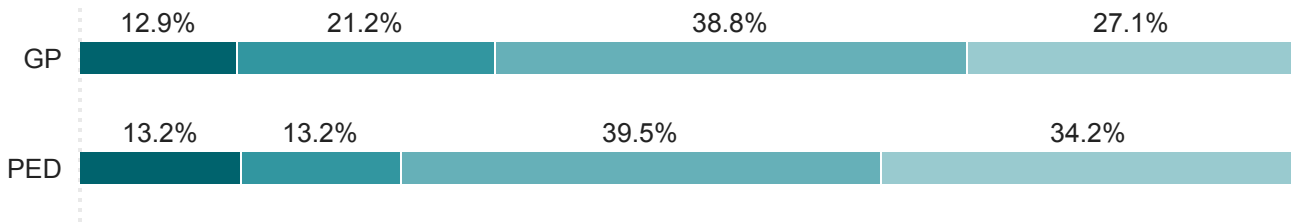
53 Responses



## Busyness

Which of the following best describes your general busyness level over the last 3 months?

Dentists in private practice



- Too busy to treat all people requesting appointments
- Provided care to all who requested appointments but was overworked
- Provided care to all who requested appointments but was not overworked
- Not busy enough, could have treated more patients

Dentists in Public Health Settings



## New Patient Wait Times

[Owners only] Is your practice currently accepting new patients?

(Percent answering "yes")

Dentists in private practice



Dentists in Public Health Settings

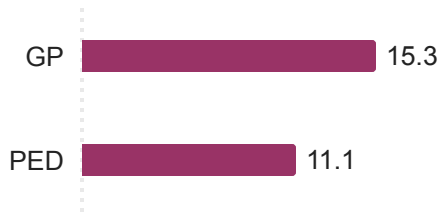
53 Responses



**[If accepting new patients] Currently, how many business days does the average new patient have to wait for an initial appointment (excluding emergencies)?**

**Mean number of days**

Dentists in Private Practice



Dentists in Public Health Settings

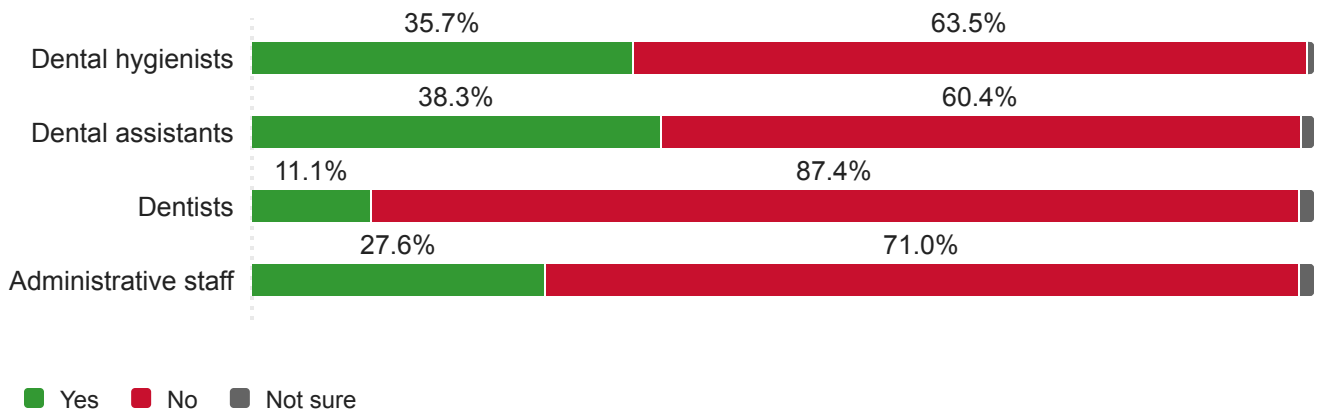


## Staff Recruitment

### General Practice

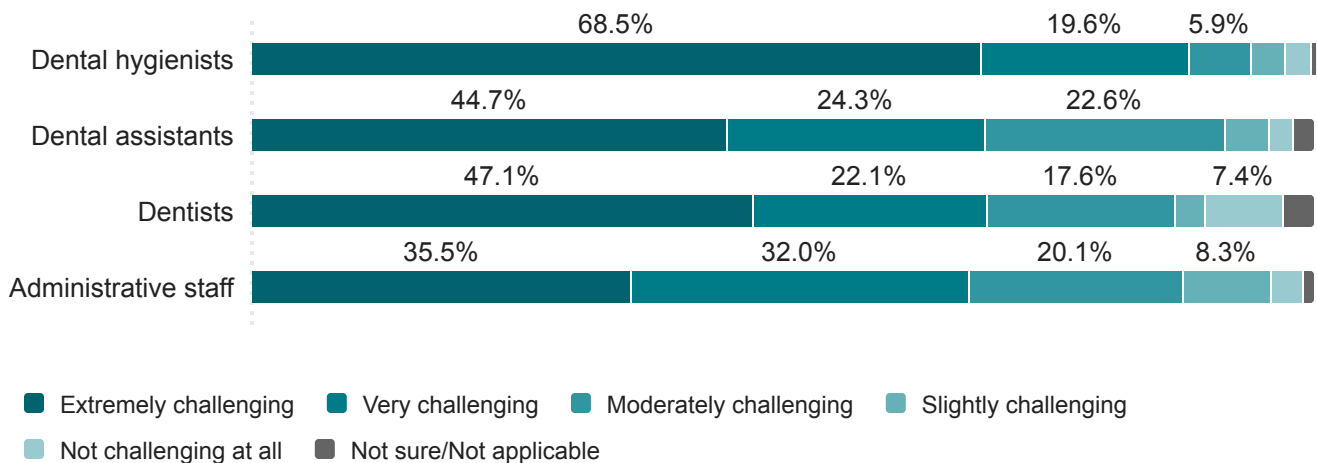
**Currently, or at any time during the last 3 months, have you recruited any of the following positions?**

613 Responses



**How challenging has it been to recruit the position(s) below over the last 3 months?**

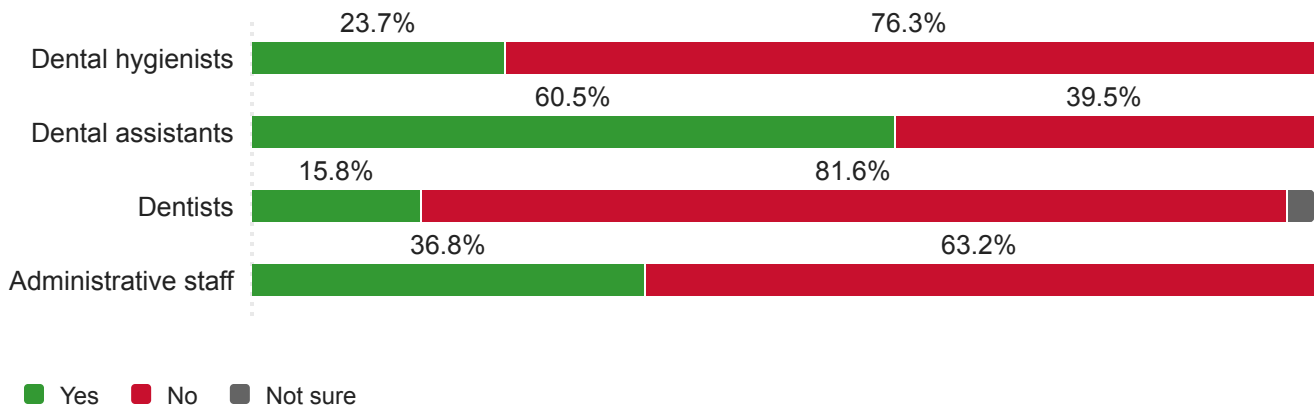
368 Responses



### Pediatric Dentistry

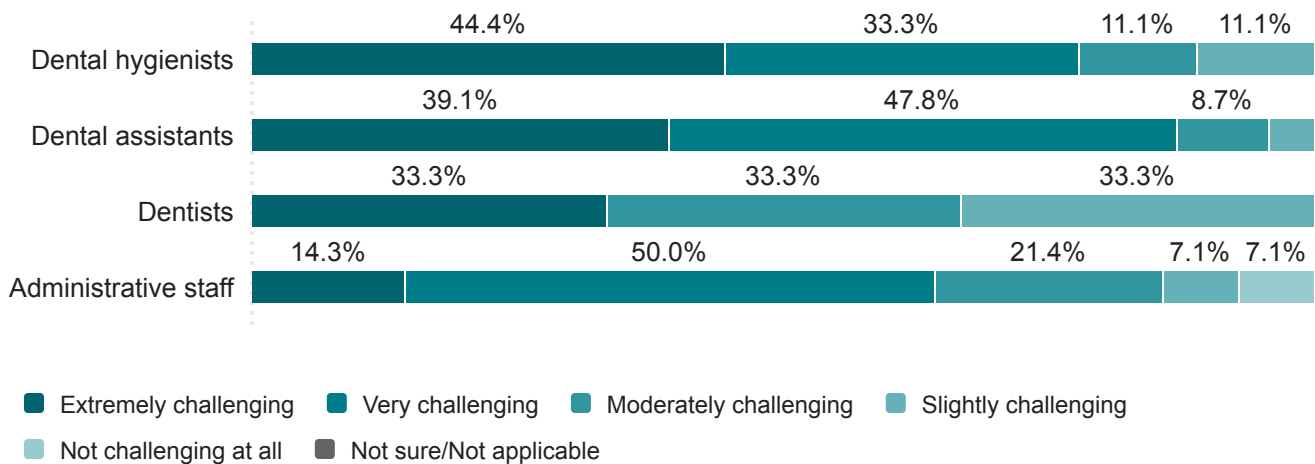
Currently, or at any time during the last 3 months, have you recruited any of the following positions?

38 Responses



How challenging has it been to recruit the position(s) below over the last 3 months?

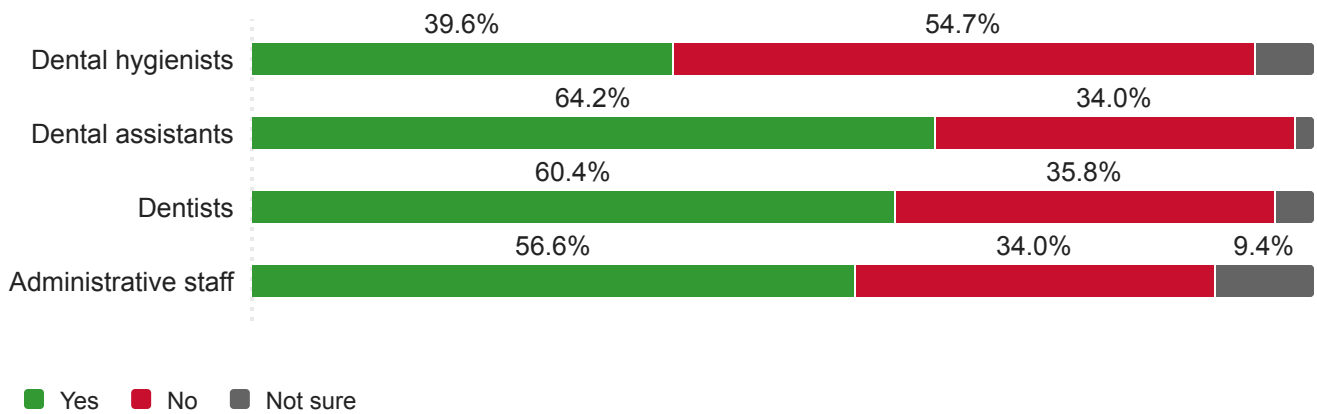
26 Responses



### Dentists in Public Health Settings

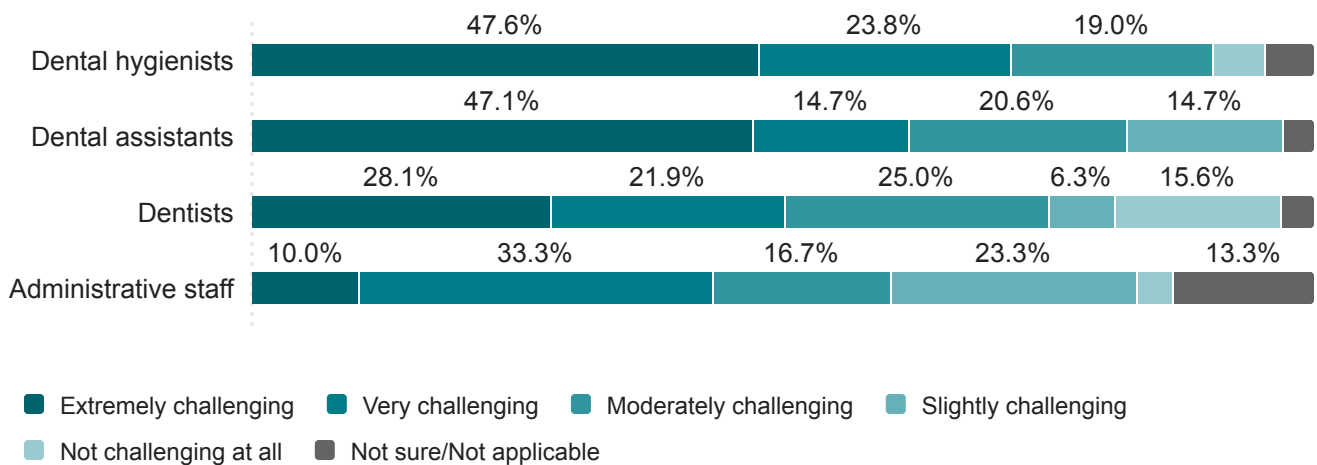
Currently, or at any time during the last 3 months, have you recruited any of the following positions?

53 Responses



How challenging has it been to recruit the position(s) below over the last 3 months?

43 Responses

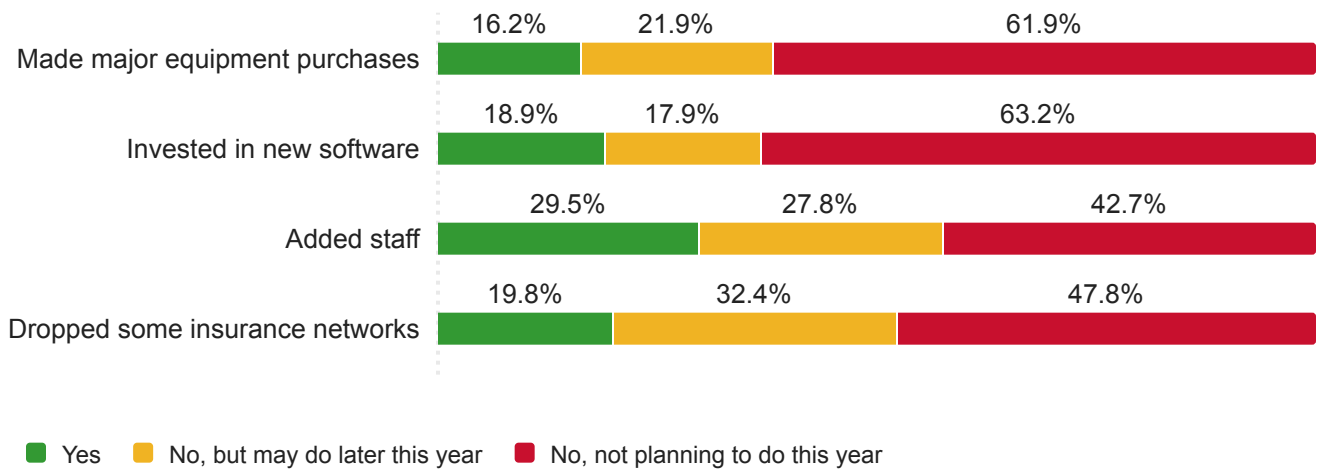


## Recent Practice Decisions

[Owner dentists] Since the beginning of 2025, have you done any of the following in your practice?

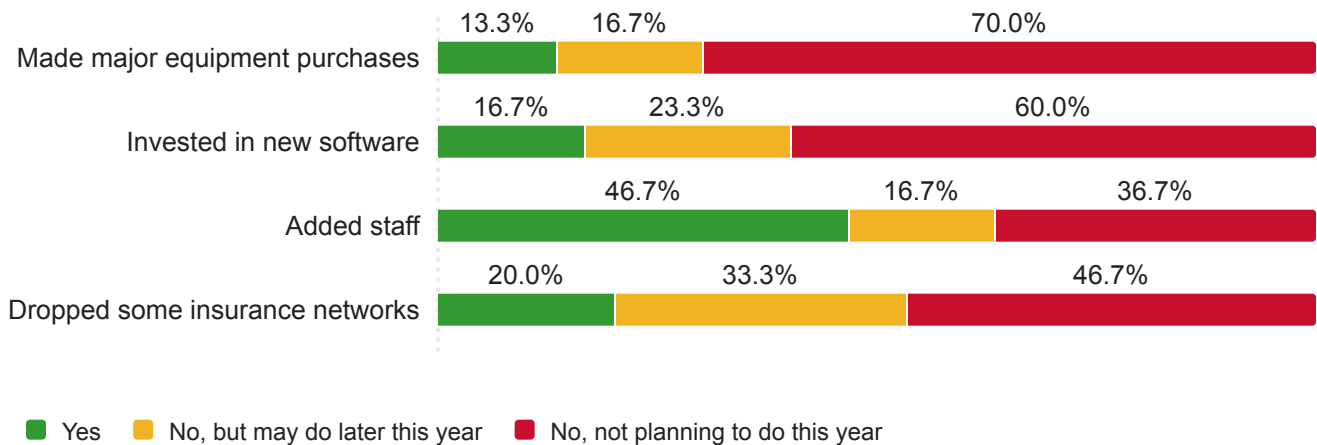
### General Practice

525 Responses

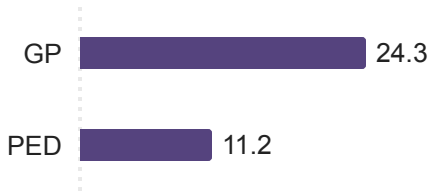


### Pediatric Dentistry

30 Responses



**Approximately what percentage of the patient base were in the insurance networks that your practice dropped out of since the beginning of 2025?**



■ Mean % of patient base

Dentists in private practice

Specialty	Choice Count
General practice (GP)	626
Oral and maxillofacial surgery (OMS)	15
Endodontics (ENDO)	11
Orthodontics (ORTHO)	15
Pediatric dentistry (PED)	38
Periodontics (PERIO)	19
Prosthodontics (PROS)	8
Dental public health (DPH)	3
Dental anesthesiology (DENTANES)	1
Orofacial pain (OROPAIN)	1

Practice Setting	Choice Count
Dentist in private practice	738
Dentist in public health setting	53