

About this Study

To better understand the economic and operational conditions in dental practices and public health clinics over time, and to measure the impact of emerging issues in dentistry, the ADA Health Policy Institute launched a tracking poll in January 2022. For this initial wave over the week of January 17, 2022, we invited nearly 80,000 dentists from across the U.S. to join a panel in which they will complete a survey once a month; over 3,000 have opted to participate. In 2024 the survey distribution schedule was changed from monthly to quarterly.

The survey for the the second quarter of 2025 was sent June 16, 2025 to 2,501 panel members; 799 responded, for an adjusted response rate (excluding undeliverable email addresses) of 32.2%. The number of dentists by specialty and practice setting can be found at the end of this report.

This report features results from the latest wave of this study broken out by the following practice areas/specialties:

- General practice (GP)
- Pediatric dentistry (PED)

Additionally, results are reported for dentists that practice in public health settings (DiPHS), regardless of specialty. (Please note that this group should not be confused with dental public health specialists.) **Please note that we only include graphics representing at least 30 responses.** Because of this, we were not able to include results for the following specialties in this report: oral and maxillofacial surgery, endodontics, orthodontics and dentofacial orthopedics, periodontics, prosthodontics. The number of respondents in each practice area/specialty can be found at the end of this report.

This report was published in June 2025 by the American Dental Association's Health Policy Institute.

401 N. Michigan Avenue, Suite 3300
Chicago, Illinois 60611
312.440.2928
hpi@ada.org

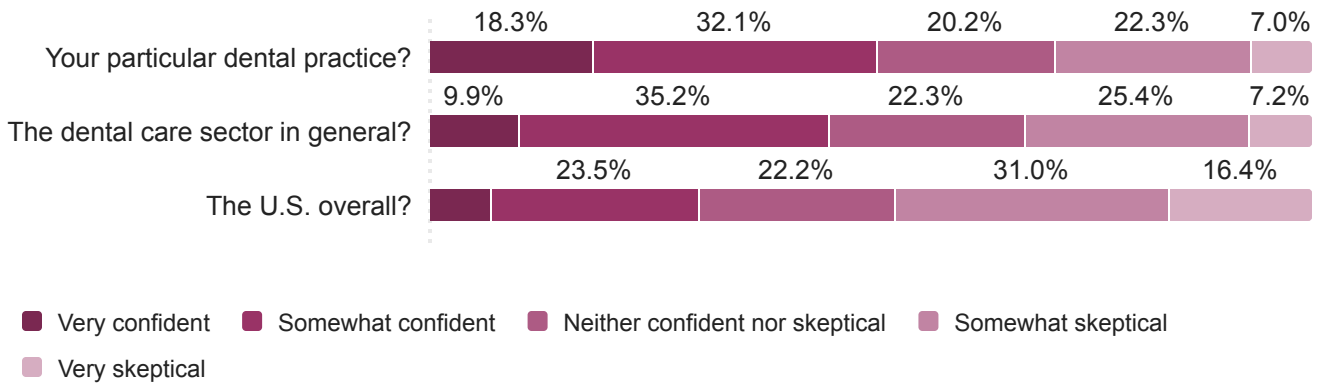
For more information on other publications, products, and services, please visit our website, ADA.org/HPI.

Economic Confidence

Looking ahead the next 6 months, how confident are you in the economic conditions in:

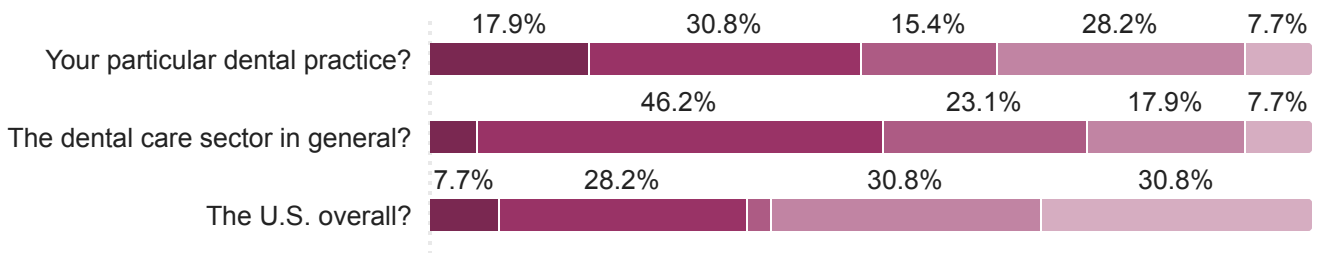
General Practice

654 Responses



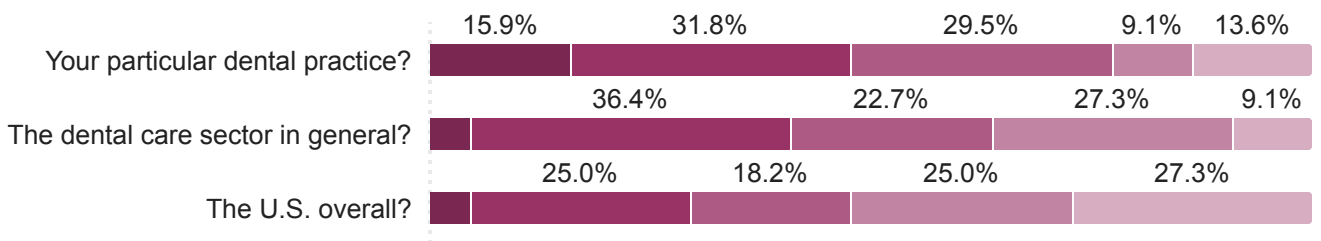
Pediatric Dentistry

39 Responses



Dentists in Public Health Settings

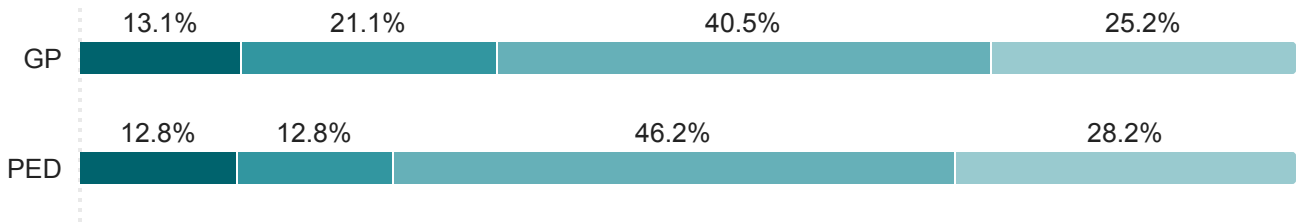
44 Responses



Busyness

Which of the following best describes your general busyness level over the last 3 months?

Dentists in private practice



- Too busy to treat all people requesting appointments
- Provided care to all who requested appointments but was overworked
- Provided care to all who requested appointments but was not overworked
- Not busy enough, could have treated more patients

Dentists in Public Health Settings



New Patient Wait Times

[Owners only] Is your practice currently accepting new patients?

(Percent answering "yes")

Dentists in private practice



Dentists in Public Health Settings

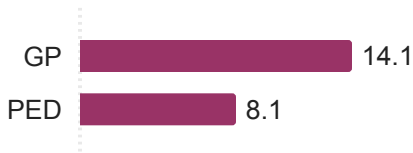
44 Responses



[If accepting new patients] Currently, how many business days does the average new patient have to wait for an initial appointment (excluding emergencies)?

Mean number of days

Dentists in Private Practice



Dentists in Public Health Settings

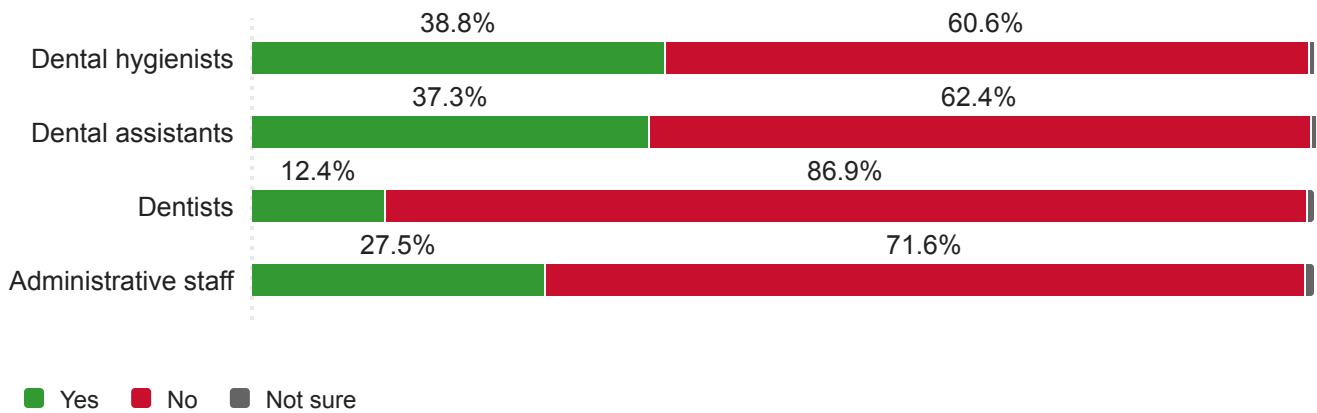


Staff Recruitment

General Practice

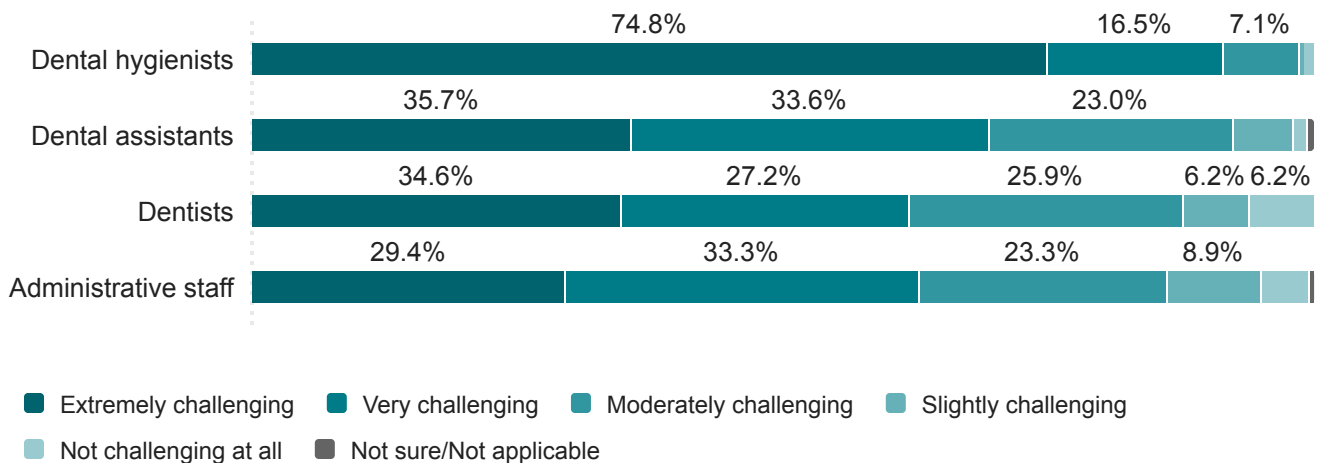
Currently, or at any time during the last 3 months, have you recruited for any of the following positions?

654 Responses



How challenging has it been to recruit the position(s) below over the last 3 months?

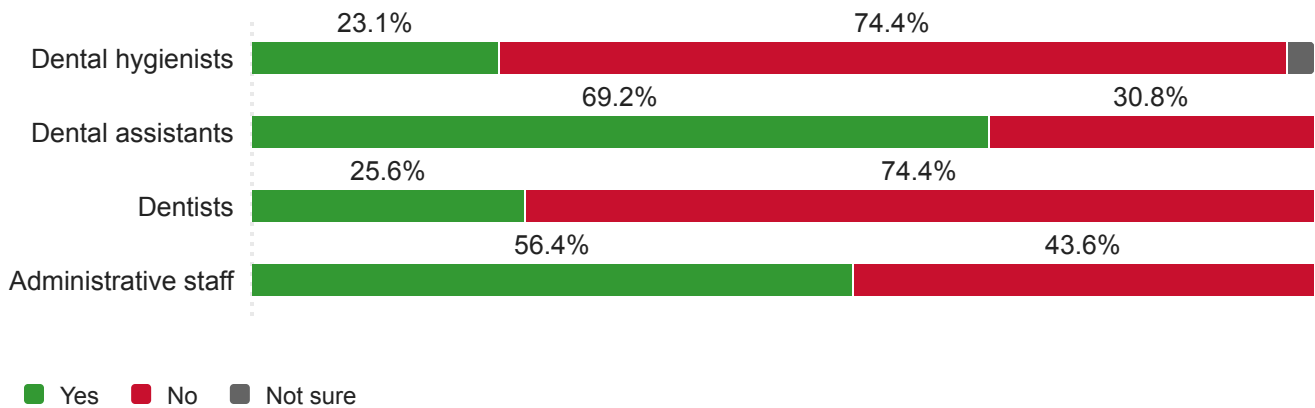
411 Responses



Pediatric Dentistry

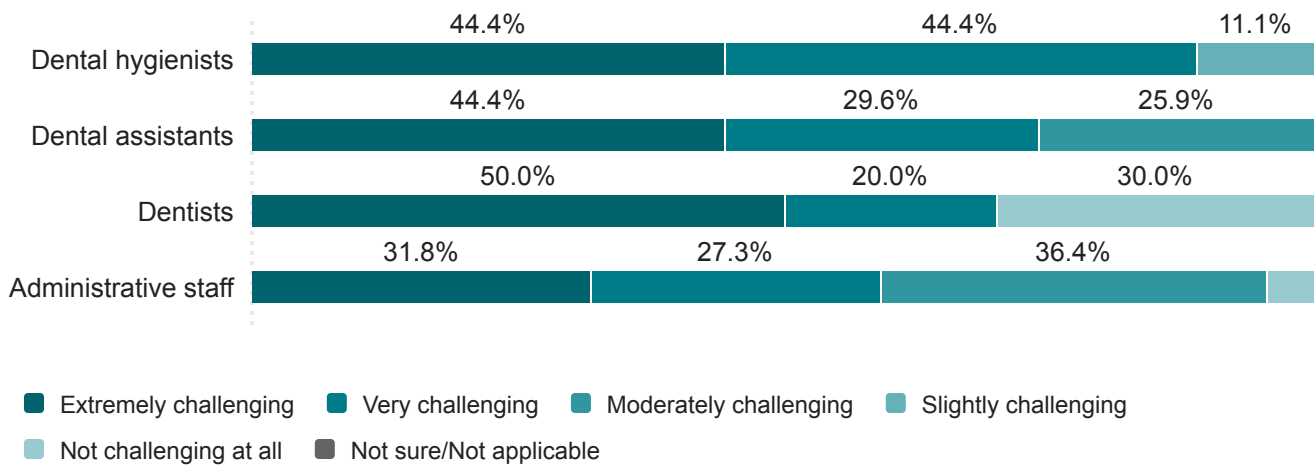
Currently, or at any time during the last 3 months, have you recruited for any of the following positions?

39 Responses



How challenging has it been to recruit the position(s) below over the last 3 months?

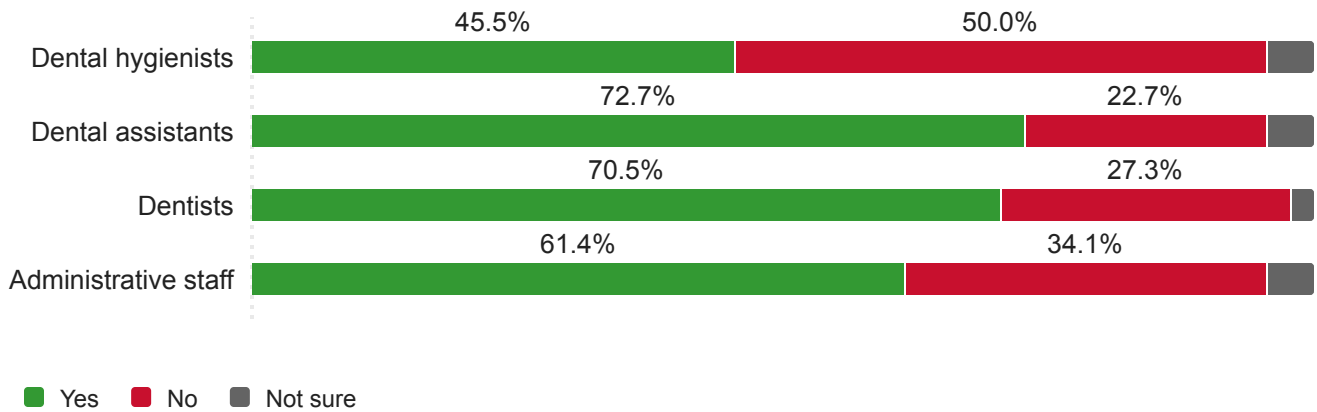
32 Responses



Dentists in Public Health Settings

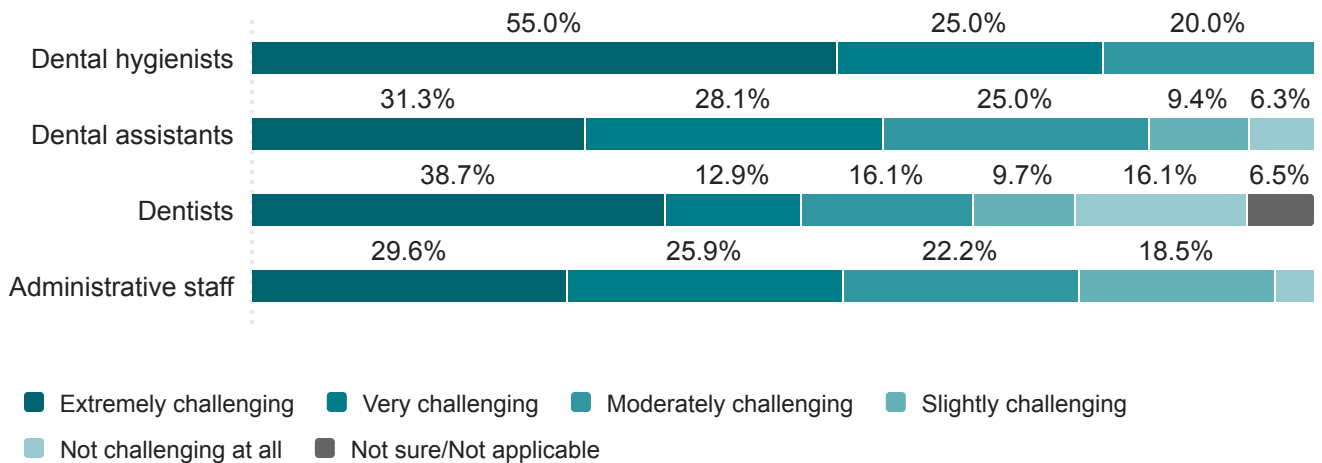
Currently, or at any time during the last 3 months, have you recruited for any of the following positions?

44 Responses



How challenging has it been to recruit the position(s) below over the last 3 months?

40 Responses

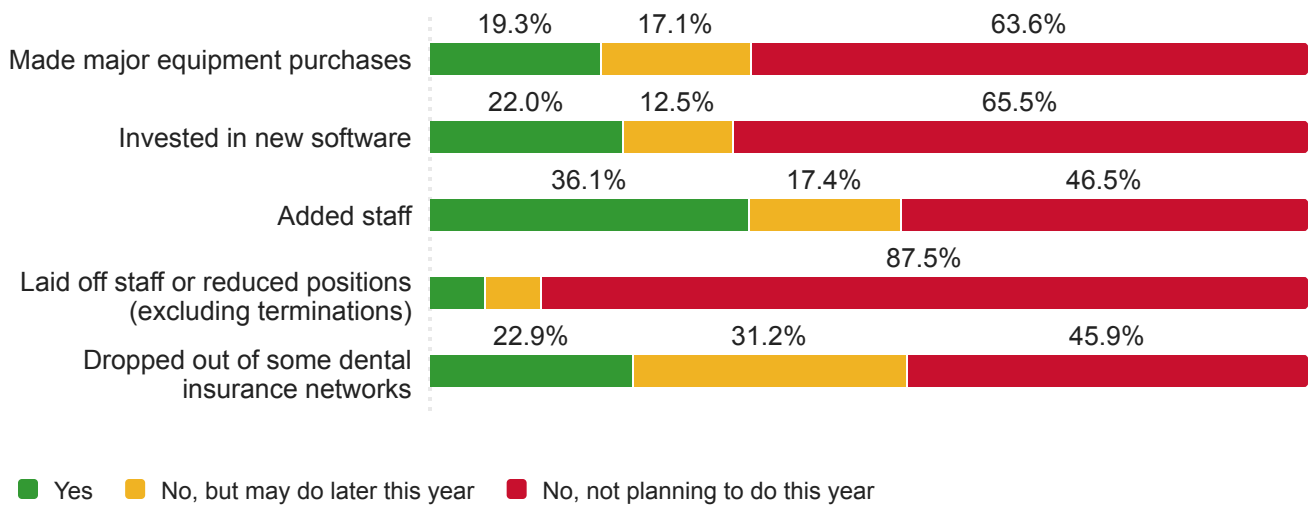


Recent Practice Decisions

[Owner dentists] Since the beginning of 2025, have you done any of the following in your practice?

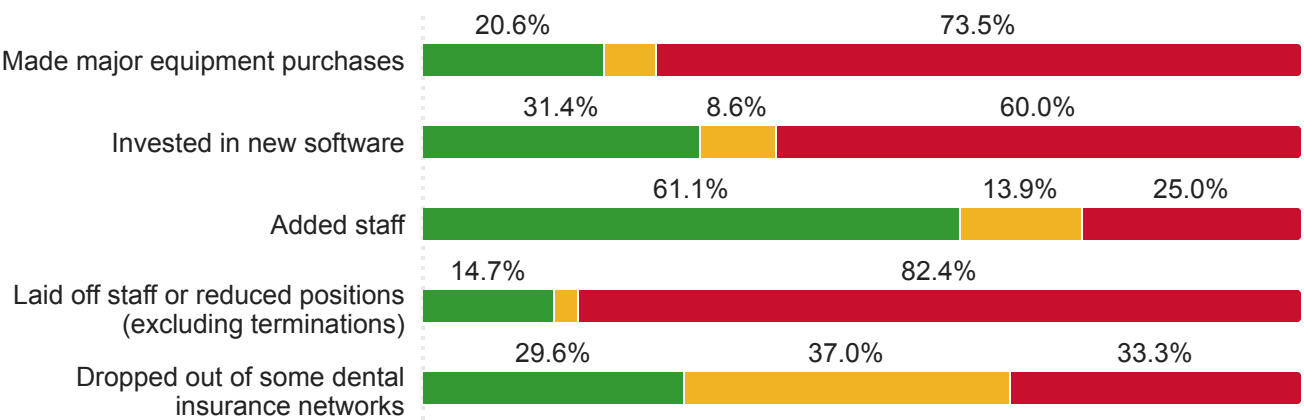
General Practice

583 Responses

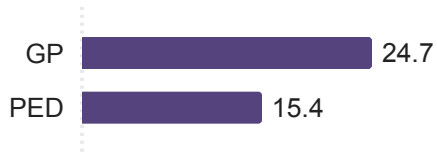


Pediatric Dentistry

36 Responses



Approximately what percentage of the patient base were in the insurance networks that your practice dropped out of since the beginning of 2025?



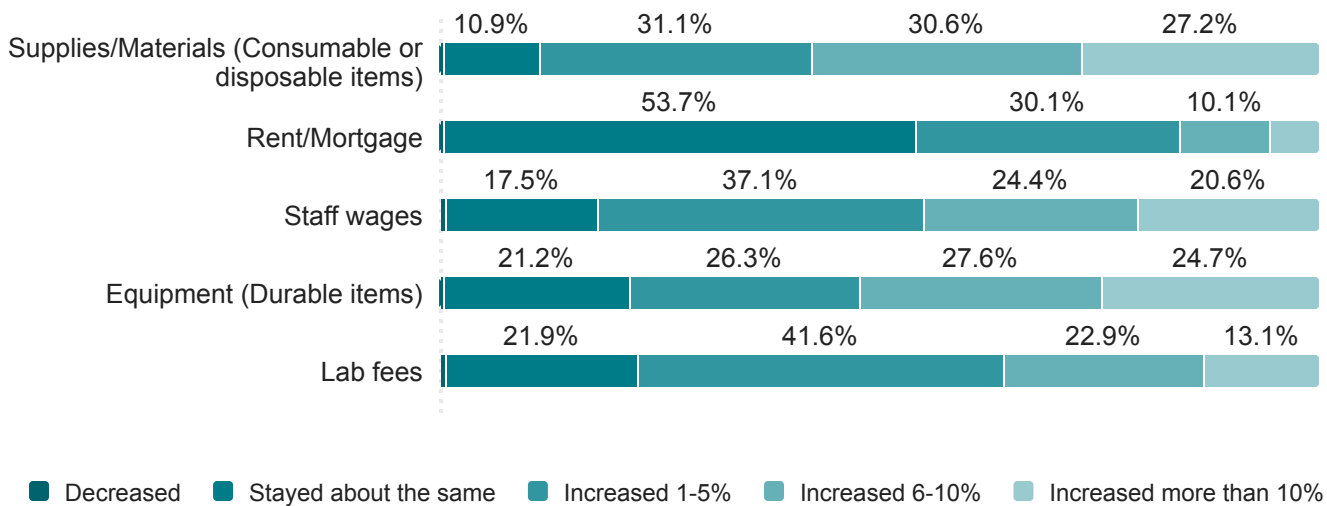
■ Mean % of patient base

Quarter-specific Questions

Actual Change in Practice Expenses

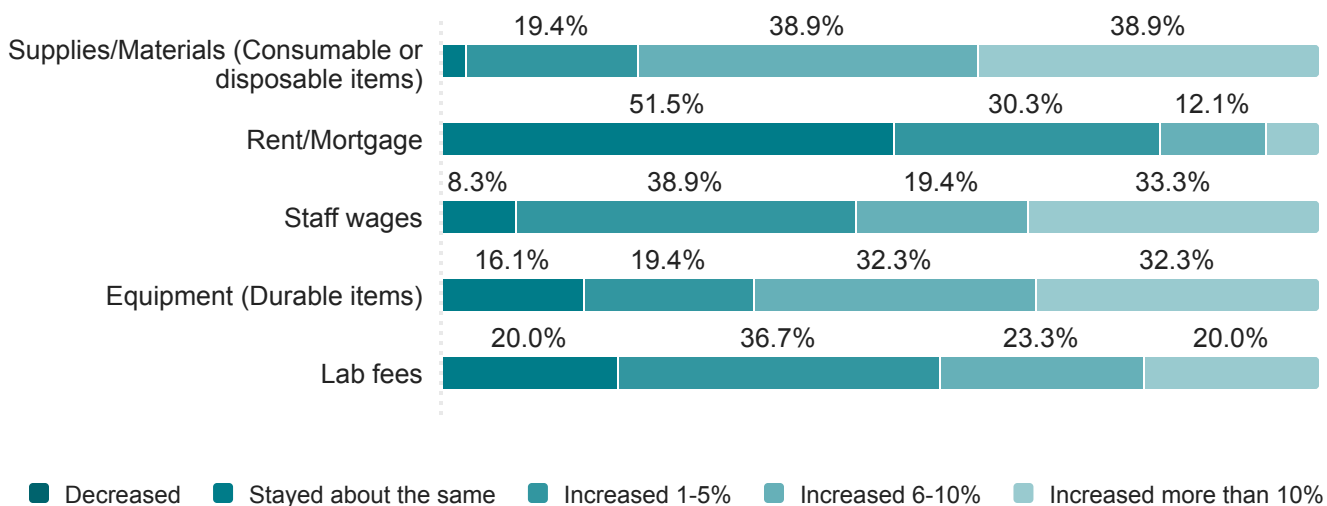
How have prices changed for your practice in each of the following categories of General Practice

585 Responses



Pediatric Dentistry

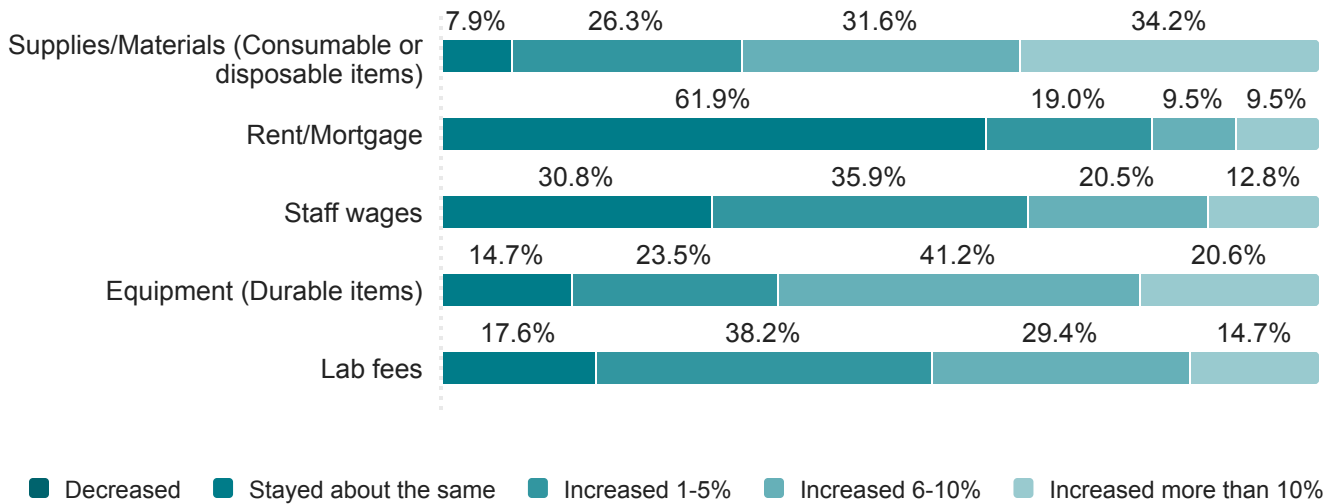
36 Responses



How have prices changed for your practice in each of the following categories of expenses since the beginning of 2025? (continued)

Dentists in Public Health Settings

39 Responses

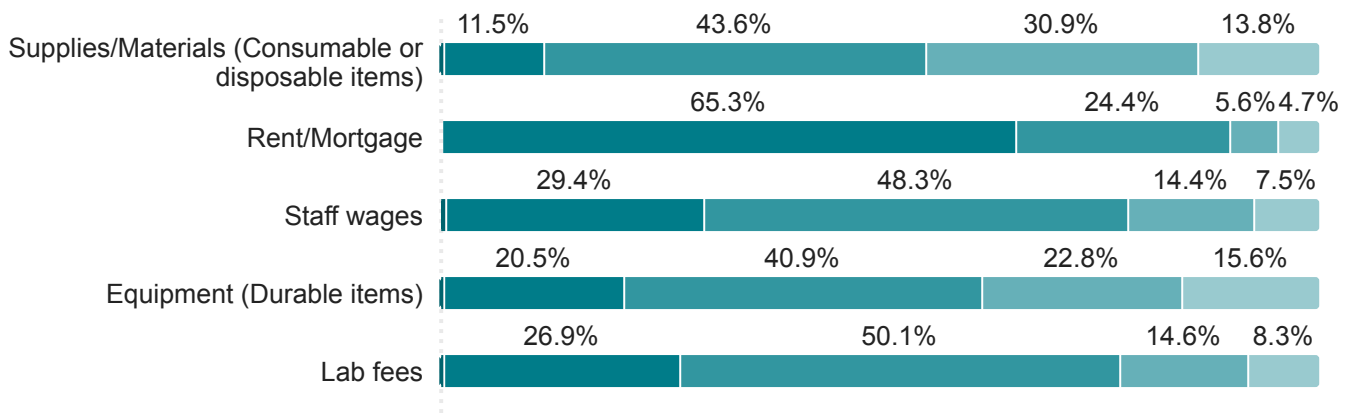


Expected Change in Practice Expenses

Looking ahead to the next six months, what do you expect to happen to prices for your practice in each of the following categories of expenses?

General Practice

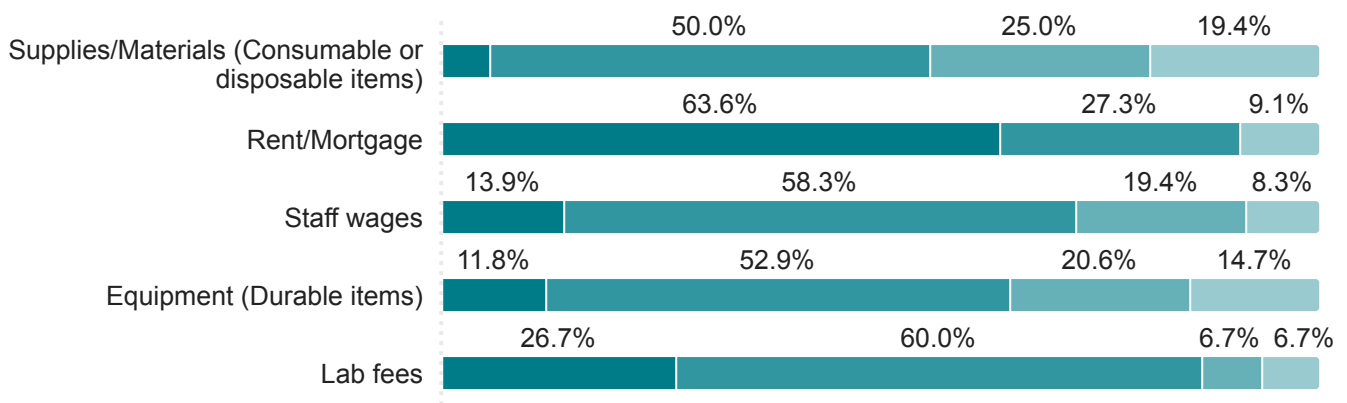
585 Responses



■ Decrease ■ Stay about the same ■ Increase 1-5% ■ Increase 6-10% ■ Increase more than 10%

Pediatric Dentistry

36 Responses

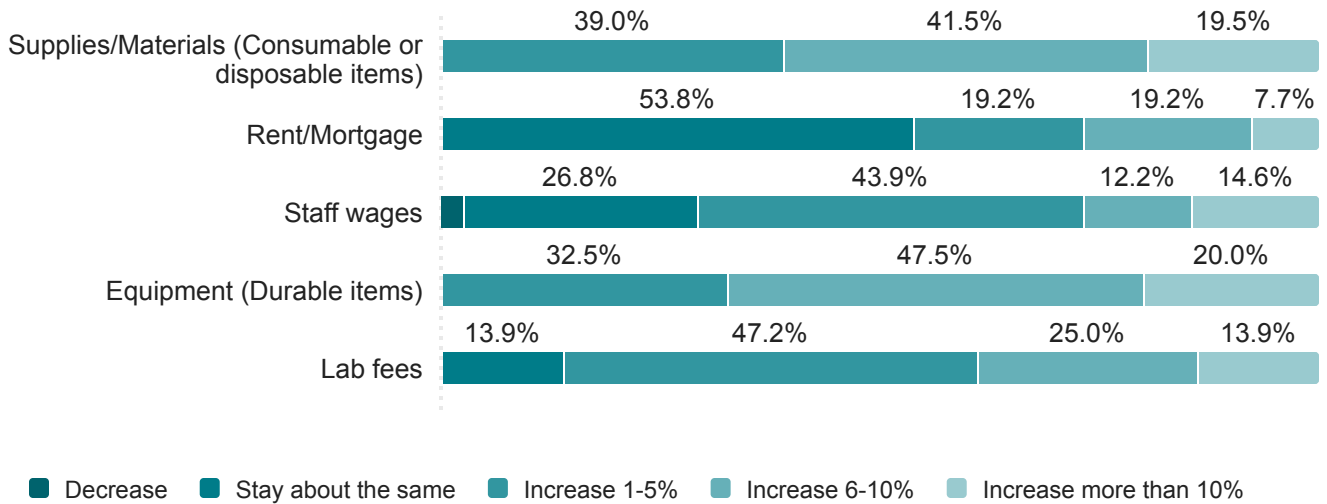


■ Decrease ■ Stay about the same ■ Increase 1-5% ■ Increase 6-10% ■ Increase more than 10%

Looking ahead to the next six months, what do you expect to happen to prices for your practice in each of the following categories of expenses? (continued)

Dentists in Public Health Settings

42 Responses



Dentists in private practice

Specialty	Choice Count
General practice (GP)	659
Oral and maxillofacial surgery (OMS)	10
Endodontics (ENDO)	8
Orthodontics (ORTHO)	16
Pediatric dentistry (PED)	39
Periodontics (PERIO)	17
Prosthodontics (PROS)	5
Dental public health (DPH)	1

Practice Setting	Choice Count
Dentist in private practice	755
Dentist in public health setting	44