

Table of Contents

	Page		
About This Study	2		
<hr/>			
Results for the questions below are reported in two sections:			
<ul style="list-style-type: none"> • All Respondents Combined includes overall results for all respondents. • Select Breakout of Results includes results by ownership status, DSO affiliation, practice size, geography, sex, years experience, age, & race/ethnicity. 			
	<table border="0" style="margin-left: auto; margin-right: auto;"> <thead> <tr> <th style="text-align: center;">All Respondents Combined</th> <th style="text-align: center;">Select Breakouts of Results</th> </tr> </thead> </table>	All Respondents Combined	Select Breakouts of Results
All Respondents Combined	Select Breakouts of Results		
Looking ahead to the next six months, how confident are you in the recovery of: (Your particular dental practice, The dental care sector in general, The U.S. economy)	<table border="0" style="margin-left: auto; margin-right: auto;"> <tr> <td style="text-align: center;">3</td> <td style="text-align: center;">8</td> </tr> </table>	3	8
3	8		
How full was your dental practice's appointment schedule last week?	<table border="0" style="margin-left: auto; margin-right: auto;"> <tr> <td style="text-align: center;">3</td> <td style="text-align: center;">16</td> </tr> </table>	3	16
3	16		
Which of the following factors prevented your dental practice's appointment schedule from reaching 100% last week? (Patient cancellations, Not enough patients making appointments, Trouble filling vacant staff positions, COVID safety protocols, Other)	<table border="0" style="margin-left: auto; margin-right: auto;"> <tr> <td style="text-align: center;">4</td> <td style="text-align: center;">16</td> </tr> </table>	4	16
4	16		
[Owners only] Currently, how many business days does the average <i>patient of record</i> have to wait for an appointment (excluding emergencies)?	<table border="0" style="margin-left: auto; margin-right: auto;"> <tr> <td style="text-align: center;">5</td> <td style="text-align: center;">32</td> </tr> </table>	5	32
5	32		
Have you recently or are you currently recruiting any of the following positions in your dental practice? (Dental hygienists, Dental assistants, Dentists, Administrative staff)	<table border="0" style="margin-left: auto; margin-right: auto;"> <tr> <td style="text-align: center;">6</td> <td style="text-align: center;">36</td> </tr> </table>	6	36
6	36		
How challenging has it been to recruit the position(s) below? (Dental hygienists, Dental assistants, Dentists, Administrative staff)	<table border="0" style="margin-left: auto; margin-right: auto;"> <tr> <td style="text-align: center;">6</td> <td style="text-align: center;">36</td> </tr> </table>	6	36
6	36		
[Owner dentists] Does your practice ever bill medical insurance to cover dental procedures for your patients?	<table border="0" style="margin-left: auto; margin-right: auto;"> <tr> <td style="text-align: center;">7</td> <td style="text-align: center;">54</td> </tr> </table>	7	54
7	54		
If yes, please estimate for what share of your patients.	<table border="0" style="margin-left: auto; margin-right: auto;"> <tr> <td style="text-align: center;">7</td> <td style="text-align: center;">56</td> </tr> </table>	7	56
7	56		
If no, why not?	<table border="0" style="margin-left: auto; margin-right: auto;"> <tr> <td style="text-align: center;">7</td> <td></td> </tr> </table>	7	
7			
Number of Responses by Wave/by Group	58		

About This Study

To better understand the economic and operational conditions in dental practices and public health clinics over time, and to measure the impact of the COVID-19 pandemic and other emerging issues in dentistry, the ADA Health Policy Institute launched a tracking poll in January 2022. For the initial wave over the week of January 17, 2022, we invited nearly 80,000 dentists from across the U.S. to join a panel in which they will complete a survey once a month; over 3,000 have opted to participate.

The survey for the week of September 11, 2023 was sent to 3,301 panel members; 1,039 responded, for an adjusted response rate (excluding undeliverable email addresses) of 31.5%. The number of dentists in private practice who responded in each wave, along with the number of respondents in each reporting category in the current wave, can be found at the end of this report.

Below are the results from the latest wave for dentists working in private dental practices. The report includes breakouts by ownership status, DSO affiliation, practice size, geographic location, sex, age group, and race/ethnicity. Unless noted otherwise, charts reflect the results from the latest wave of data collection. **Please note that we only include graphics representing at least 30 responses.** Because of this, we were not able to include results for respondents in the following categories: under age 35, large group (10+ dentists) and Black. The number of respondents by demographics can be found at the end of this report.

This report was published in September 2023 by the American Dental Association's Health Policy Institute.

211 E. Chicago Avenue
Chicago, Illinois 60611

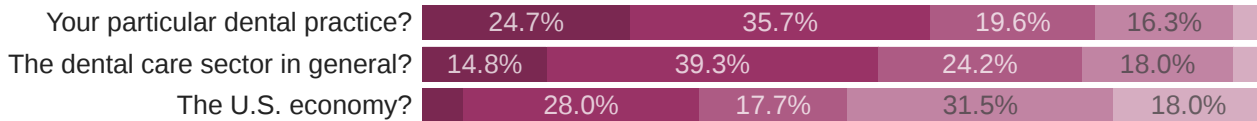
hpi@ada.org

For more information on other publications, products and services, please visit our website, [ADA.org/HPI](https://ada.org/HPI).

All Respondents

Looking ahead to the next six months, how confident are you in the recovery of:

974 Responses



- Very confident
- Somewhat confident
- Neither confident nor skeptical
- Somewhat skeptical
- Very skeptical

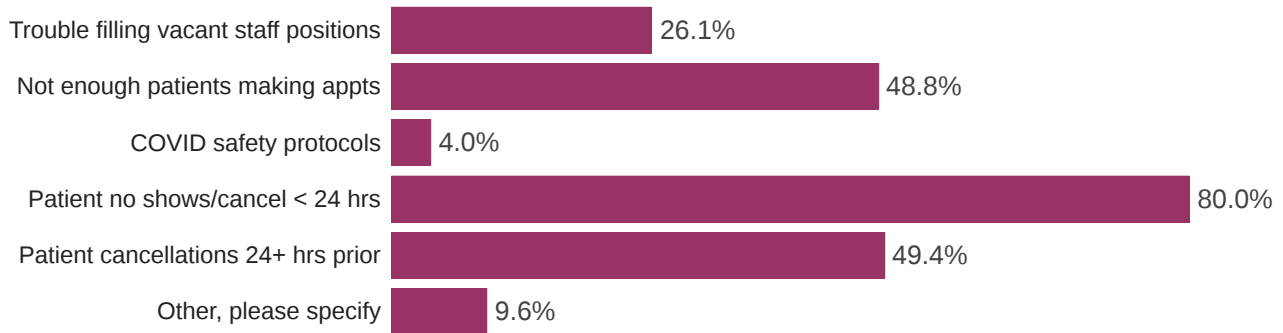
How full was your dental practice's appointment schedule last week?



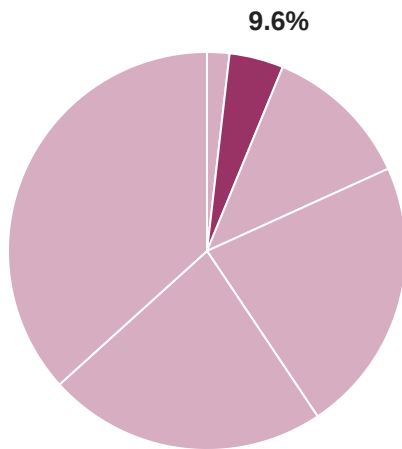
- Mean % of appointment schedule filled

Which of the following factors prevented your dental practice’s appointment schedule from reaching 100% last week? (Select all that apply.)

834 Responses



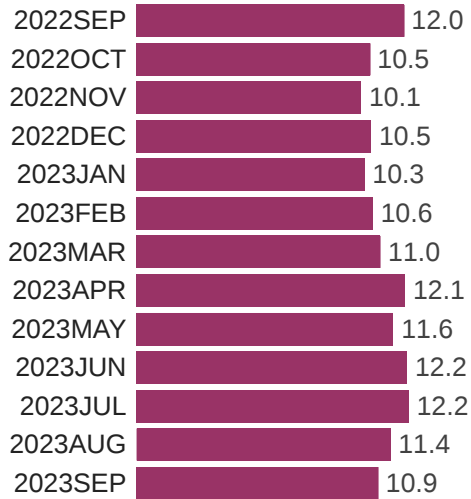
80 respondents (9.6%) selected "other, please specify." Their responses are categorized below.



Other, please specify:

	Percentage of Responses
BEGINNING OF SCHOOL / SEASONAL LOW	25.0%
STAFF OUT ON VACATION / LEAVE	18.8%
PATIENTS AWAY / OFFICE CLOSED FOR BREAK OR HOLIDAY	8.8%
DROPPED DENTAL PLAN / LOW REIMBURSEMENT / INSURANCE ISSUES	8.8%
STAFF OUT WITH COVID/QUARANTINE/OTHER ILLNESS	7.5%
BAD ECONOMIC CONDITIONS	7.5%
PATIENTS POSTPONING TREATMENT DUE TO COST	6.3%
PATIENT FEAR/HESITANCY TO VISIT DENTIST	3.8%
INEXPERIENCED / INEFFICIENT / DISENGAGED STAFF	3.8%
PROFESSIONAL DEVELOPMENT / ATTENDING DENTAL MEETINGS	2.5%
TRAINING / CREDENTIALING OF NEW STAFF	1.3%
STAFF SHORTAGES / REDUCED HOURS	1.3%
LOSING EXISTING PATIENTS	1.3%
HAPPY WITH CURRENT VOLUME	1.3%
MISCELLANEOUS	8.8%

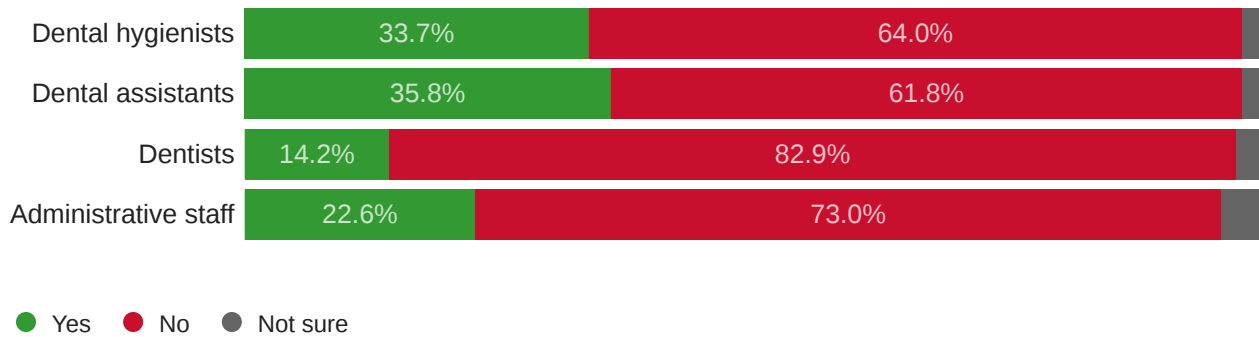
Currently, how many business days does the average *patient of record* have to wait for an appointment (excluding emergencies)?



● Mean number of days

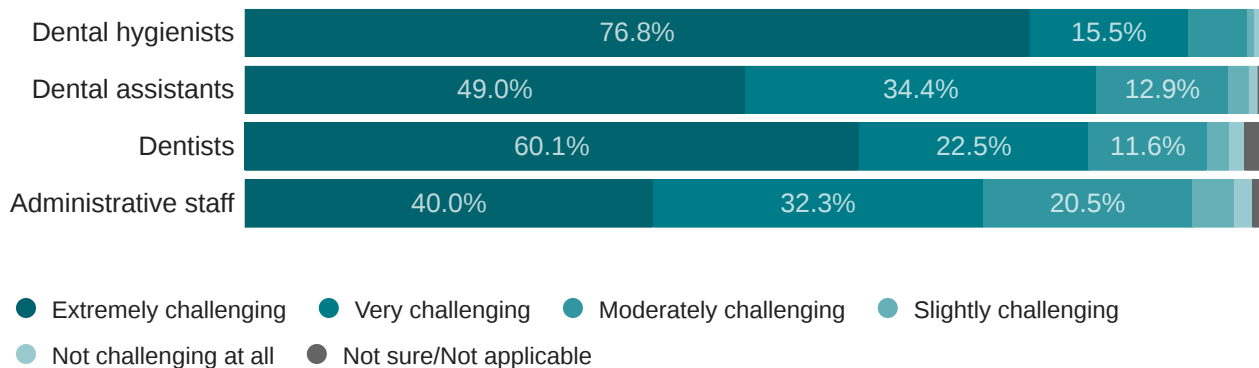
Have you recently or are you currently recruiting any of the following positions in your dental practice?

974 Responses



How challenging has it been to recruit the position(s) below?

577 Responses



Does your practice ever bill medical insurance to cover dental procedures for your patients?

886 Responses



If yes, please estimate for what share of your patients.

187 Responses



- Less than 1%
- 1-10%
- 11-20%
- More than 20%

If no, why not?

620 Responses

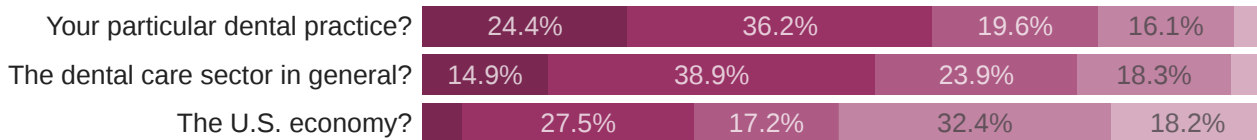
Field	Percentage of Responses
NOT NECESSARY / WE PROVIDE ONLY DENTAL SERVICES	35.5%
TOO COMPLICATED, TIME-CONSUMING, ADMINISTRATIVE BURDEN IS NOT WORTH THE EFFORT	27.7%
LACK OF TRAINING, QUALIFIED STAFF, SOFTWARE	20.2%
REIMBURSEMENT WILL BE DENIED / SIGNIFICANT PAYMENT DELAYS	10.3%
UNFAMILIAR WITH MEDICAL PROCEDURE CODES, SERVICES COVERED, BILLING PROCESS	10.2%
FEE FOR SERVICE / NOT IN-NETWORK WITH ANY INSURANCE PLANS	3.1%
WAS NOT AWARE IT IS AN OPTION	2.7%
PATIENT MAY SUBMIT MEDICAL CLAIM FOR SERVICES	1.9%
NOT INTERESTED	1.0%
PATIENT DEDUCTIBLES ARE HIGH, LIKELY NOT MET	0.8%
I'M NOT SURE	0.8%
SPECIALTY / MEDICAL-RELATED SERVICES ARE REFERRED OUT	0.2%
MISCELLANEOUS	1.8%

Economic Confidence

BY OWNERSHIP STATUS

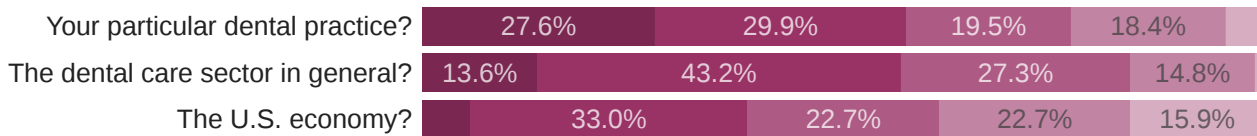
Looking ahead to the next six months, how confident are you in the recovery of:

Owner



- Very confident
- Somewhat confident
- Neither confident nor skeptical
- Somewhat skeptical
- Very skeptical

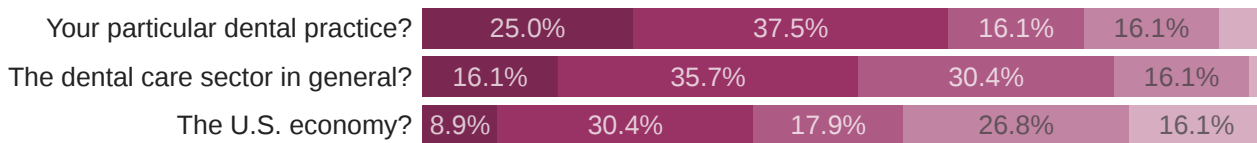
Non-owner



BY DSO AFFILIATION

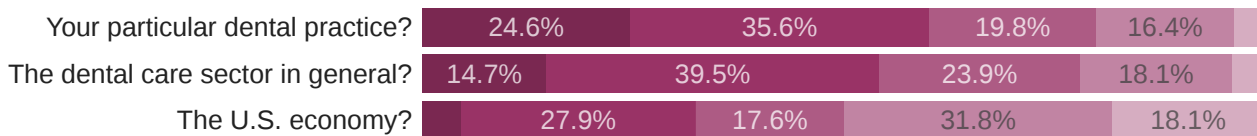
Looking ahead to the next six months, how confident are you in the recovery of:

DSO



- Very confident
- Somewhat confident
- Neither confident nor skeptical
- Somewhat skeptical
- Very skeptical

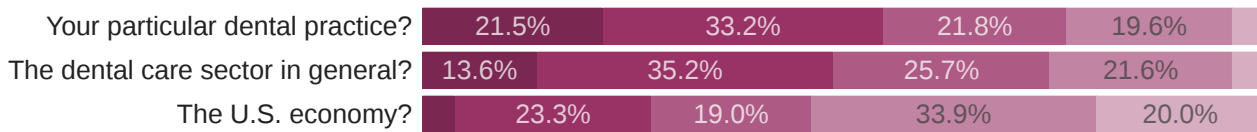
Non-DSO



BY PRACTICE SIZE

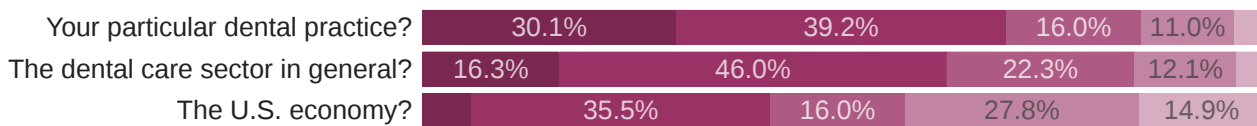
Looking ahead to the next six months, how confident are you in the recovery of:

Solo dentists



- Very confident
- Somewhat confident
- Neither confident nor skeptical
- Somewhat skeptical
- Very skeptical

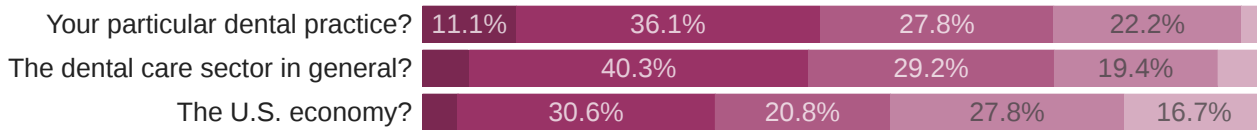
2 to 9 dentists



BY GEOGRAPHY

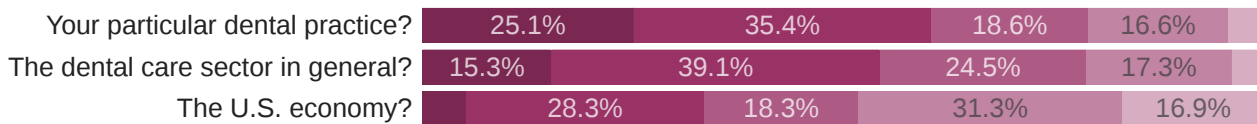
Looking ahead to the next six months, how confident are you in the recovery of:

Top 20 cities

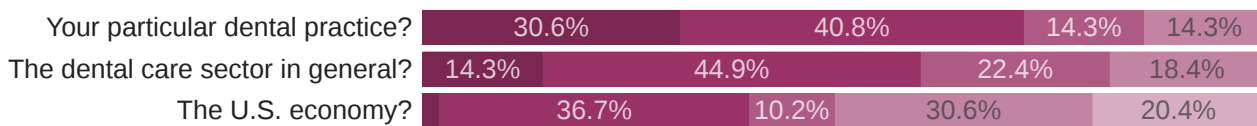


- Very confident
- Somewhat confident
- Neither confident nor skeptical
- Somewhat skeptical
- Very skeptical

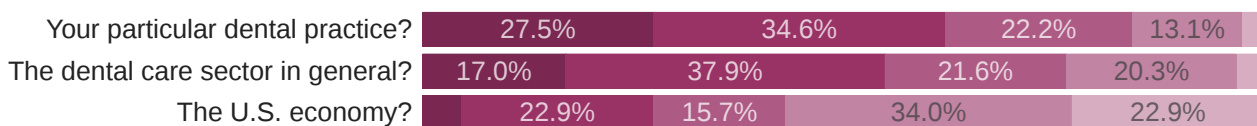
Other urban



Suburban



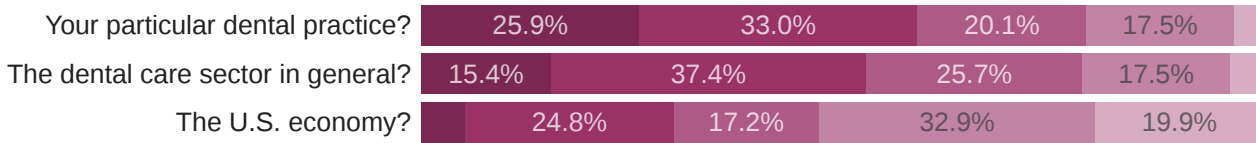
Rural



BY SEX

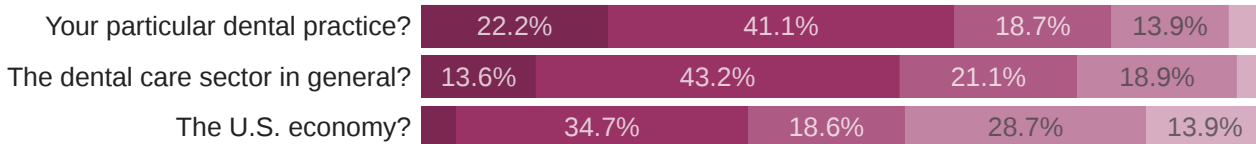
Looking ahead to the next six months, how confident are you in the recovery of:

Male



- Very confident
- Somewhat confident
- Neither confident nor skeptical
- Somewhat skeptical
- Very skeptical

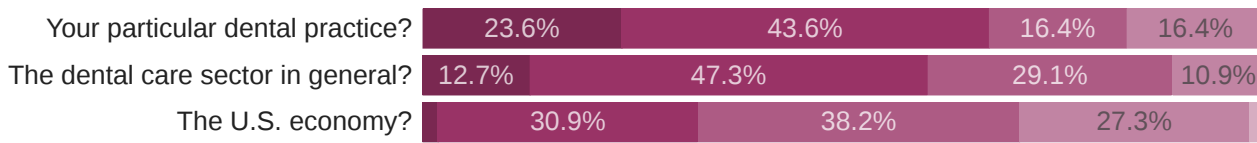
Female



BY YEARS EXPERIENCE

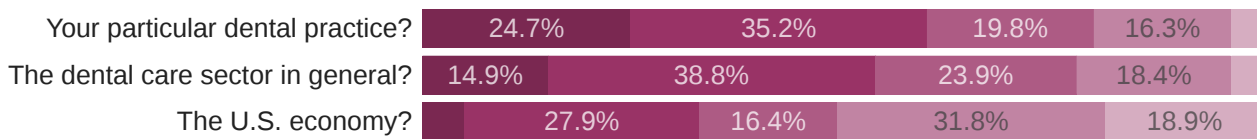
Looking ahead to the next six months, how confident are you in the recovery of:

New dentists (graduated 2013 - 2022)



- Very confident
- Somewhat confident
- Neither confident nor skeptical
- Somewhat skeptical
- Very skeptical

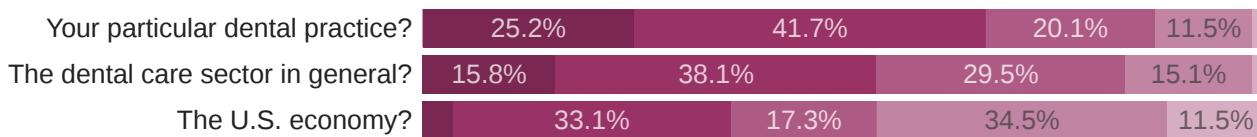
Established dentists (graduated before 2013)



BY AGE GROUP

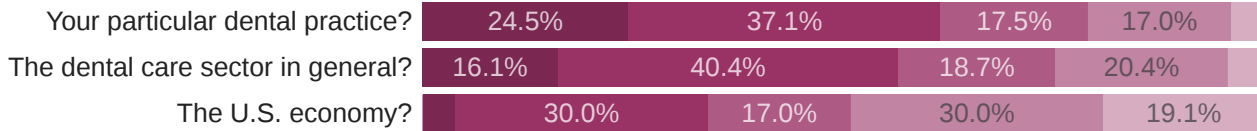
Looking ahead to the next six months, how confident are you in the recovery of:

35 to 44

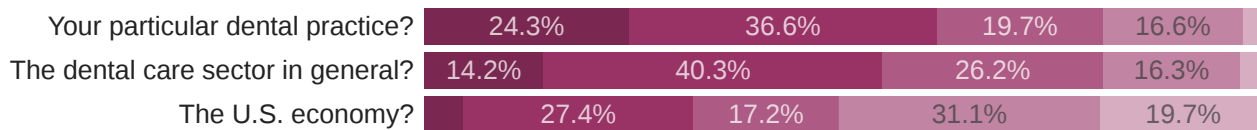


- Very confident
- Somewhat confident
- Neither confident nor skeptical
- Somewhat skeptical
- Very skeptical

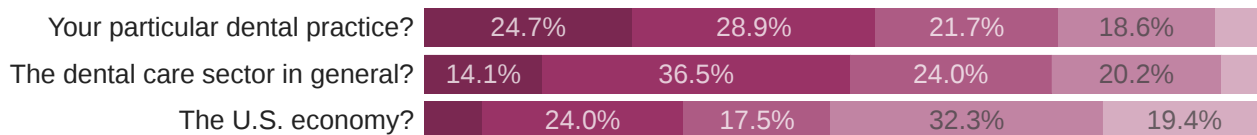
45 to 54



55 to 64



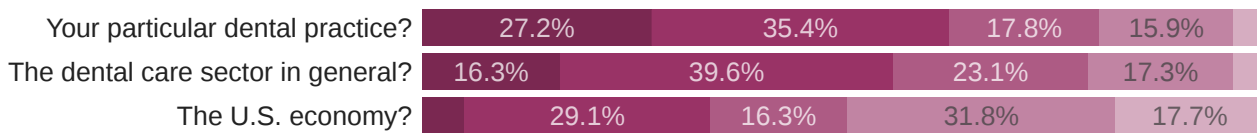
65 or older



BY RACE/ETHNICITY

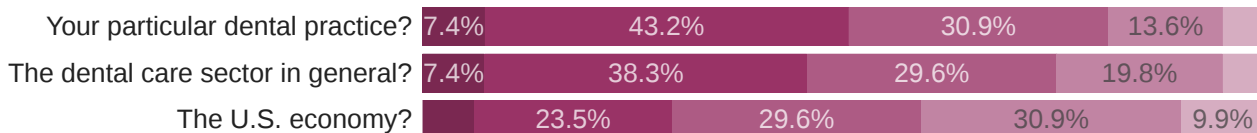
Looking ahead to the next six months, how confident are you in the recovery of:

White

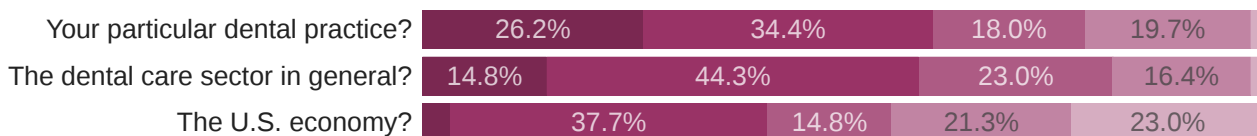


- Very confident
- Somewhat confident
- Neither confident nor skeptical
- Somewhat skeptical
- Very skeptical

Asian



Hispanic



Appointment Schedule

BY OWNERSHIP STATUS

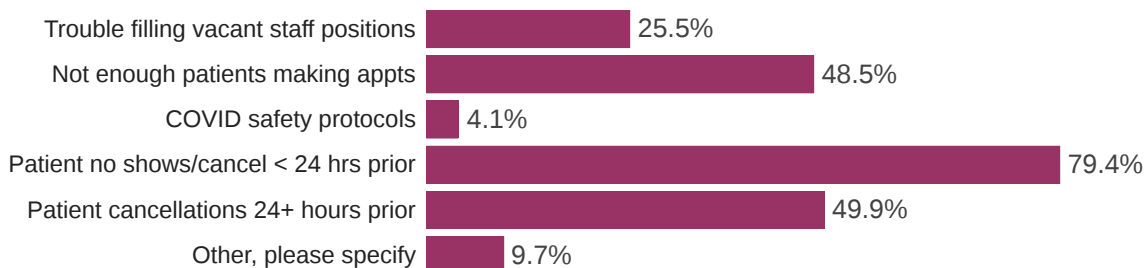
Owner

How full was your dental practice's appointment schedule last week?



● Mean % of schedule filled

Which of the following factors prevented your dental practice's appointment schedule from reaching 100% last week? (Select all that apply.)



BY OWNERSHIP STATUS (continued)

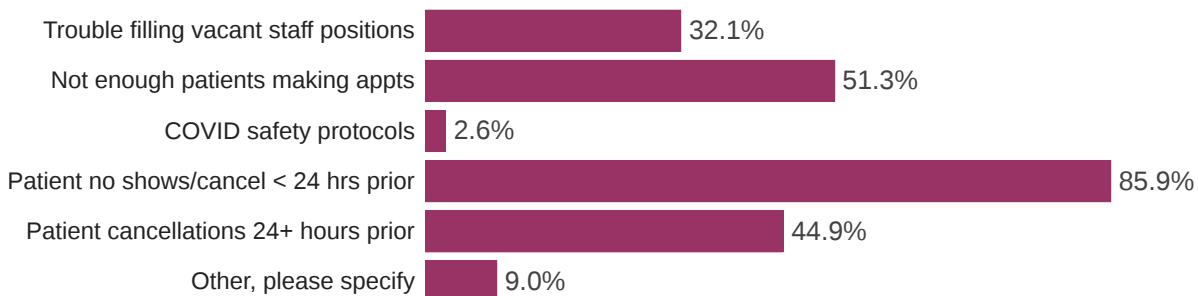
Non-owner

How full was your dental practice's appointment schedule last week?



● Mean % of schedule filled

Which of the following factors prevented your dental practice's appointment schedule from reaching 100% last week? (Select all that apply.)



BY DSO AFFILIATION

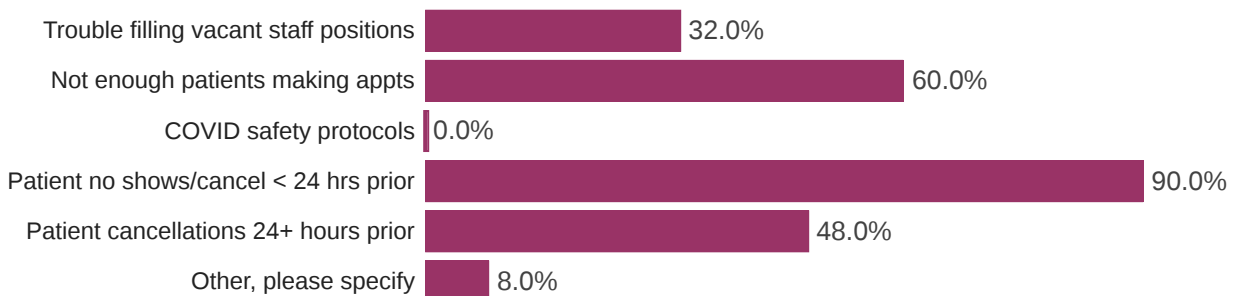
DSO

How full was your dental practice's appointment schedule last week?



● Mean % of schedule filled

Which of the following factors prevented your dental practice's appointment schedule from reaching 100% last week? (Select all that apply.)



BY DSO AFFILIATION (continued)

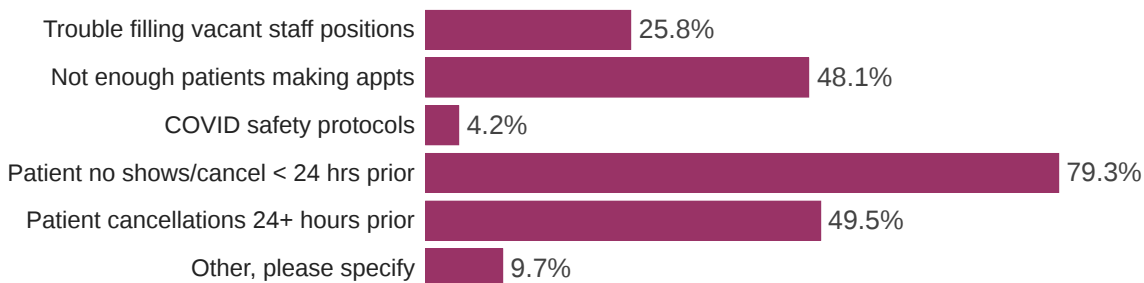
Non-DSO

How full was your dental practice's appointment schedule last week?



● Mean % of schedule filled

Which of the following factors prevented your dental practice's appointment schedule from reaching 100% last week? (Select all that apply.)



BY PRACTICE SIZE

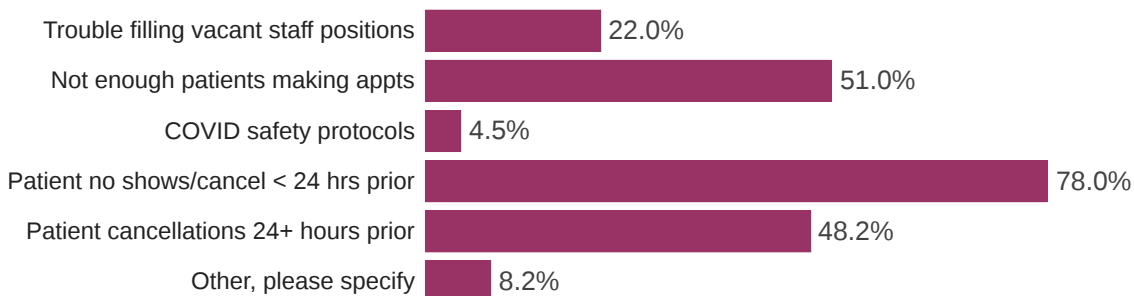
Solo dentists

How full was your dental practice's appointment schedule last week?



● Mean % of schedule filled

Which of the following factors prevented your dental practice's appointment schedule from reaching 100% last week? (Select all that apply.)



BY PRACTICE SIZE (continued)

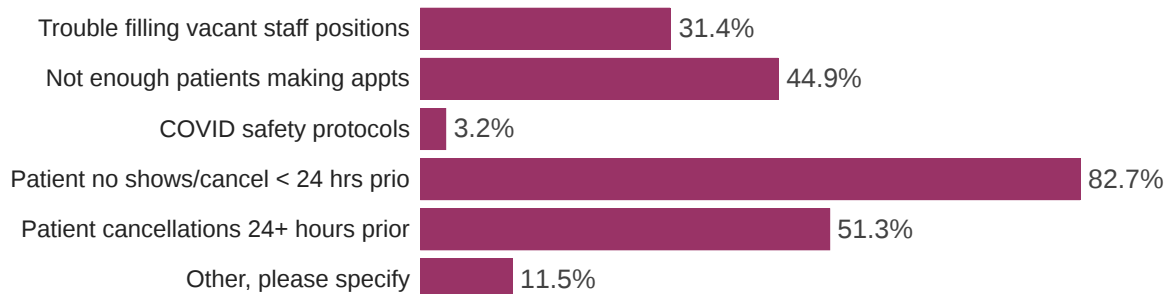
2 to 9 dentists

How full was your dental practice's appointment schedule last week?



● Mean % of schedule filled

Which of the following factors prevented your dental practice's appointment schedule from reaching 100% last week? (Select all that apply.)



BY GEOGRAPHY

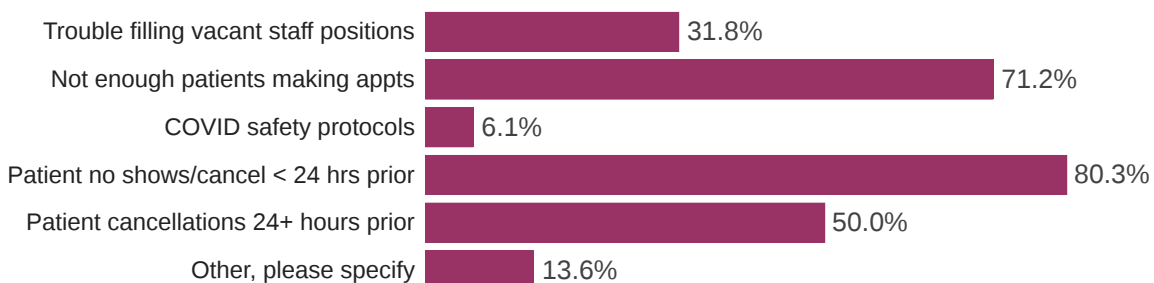
Top 20 cities

How full was your dental practice's appointment schedule last week?



● Mean % of schedule filled

Which of the following factors prevented your dental practice's appointment schedule from reaching 100% last week? (Select all that apply.)



BY GEOGRAPHY (continued)

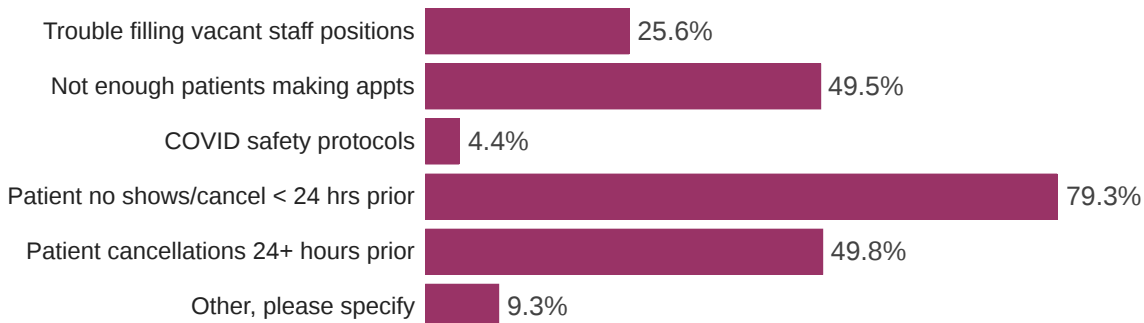
Other Urban

How full was your dental practice's appointment schedule last week?



● Mean % of schedule filled

Which of the following factors prevented your dental practice's appointment schedule from reaching 100% last week? (Select all that apply.)



BY GEOGRAPHY (continued)

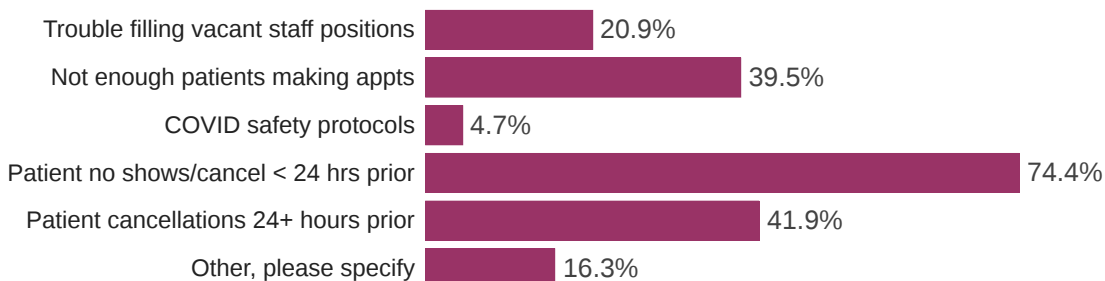
Suburban

How full was your dental practice's appointment schedule last week?



● Mean % of schedule filled

Which of the following factors prevented your dental practice's appointment schedule from reaching 100% last week? (Select all that apply.)



BY GEOGRAPHY (continued)

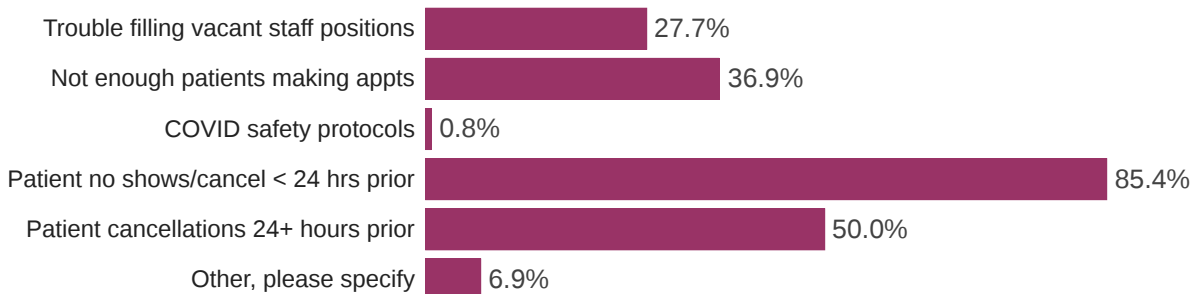
Rural

How full was your dental practice's appointment schedule last week?



● Mean % of schedule filled

Which of the following factors prevented your dental practice's appointment schedule from reaching 100% last week? (Select all that apply.)



BY SEX

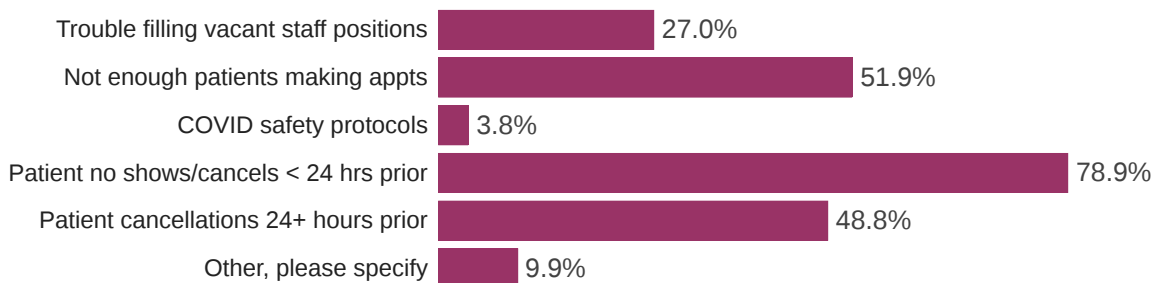
Male

How full was your dental practice's appointment schedule last week?



● Mean % of schedule filled

Which of the following factors prevented your dental practice's appointment schedule from reaching 100% last week? (Select all that apply.)



BY SEX (continued)

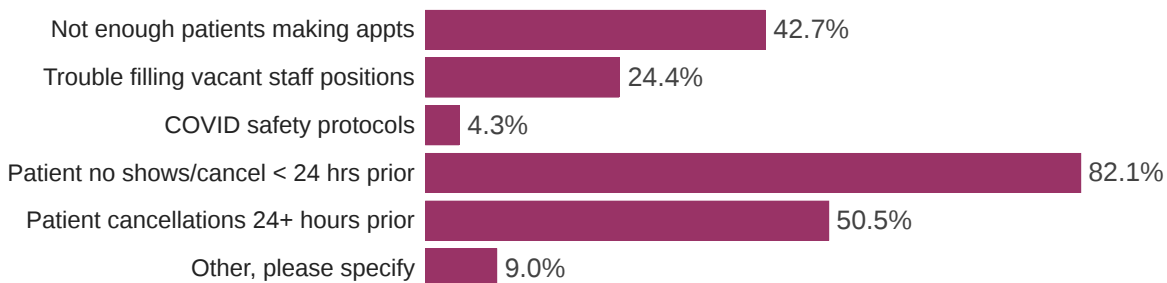
Female

How full was your dental practice's appointment schedule last week?



● Mean % of schedule filled

Which of the following factors prevented your dental practice's appointment schedule from reaching 100% last week? (Select all that apply.)



BY YEARS EXPERIENCE

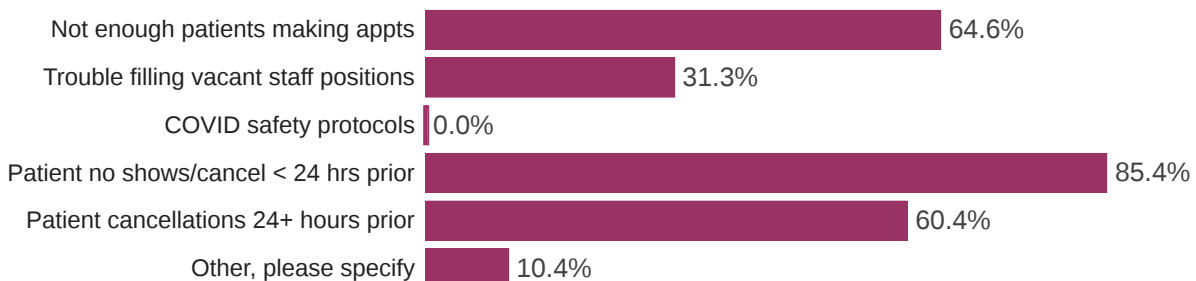
New dentists (graduated 2013 - 2022)

How full was your dental practice's appointment schedule last week?



● Mean % of schedule filled

Which of the following factors prevented your dental practice's appointment schedule from reaching 100% last week? (Select all that apply.)



BY YEARS EXPERIENCE (continued)

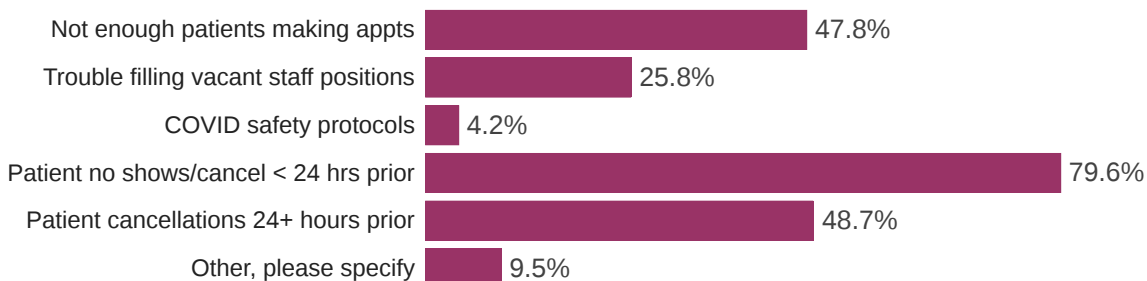
Established dentists (graduated before 2013)

How full was your dental practice's appointment schedule last week?



● Mean % of schedule filled

Which of the following factors prevented your dental practice's appointment schedule from reaching 100% last week? (Select all that apply.)



BY AGE

How full was your dental practice's appointment schedule last week?



● Mean % of schedule filled

Which of the following factors prevented your dental practice's appointment schedule from reaching 100% last week? (Select all that apply.)

	35-44	45-54	55-64	65+
Not enough patients trying to make appointments	49.6%	50.2%	44.7%	51.8%
Trouble filling vacant staff positions	24.8%	25.6%	25.1%	28.6%
COVID safety protocols are limiting the capacity	1.7%	2.4%	3.3%	7.7%
Patient no shows/ cancellations < 24 hrs	85.5%	87.4%	78.9%	70.5%
Patient cancellations 24+ hours prior	57.3%	53.1%	46.5%	43.6%
Other, please specify	5.1%	8.2%	9.8%	12.7%

BY RACE/ETHNICITY

How full was your dental practice's appointment schedule last week?



Which of the following factors prevented your dental practice's appointment schedule from reaching 100% last week? (Select all that apply.)

Field	White	Asian	Hispanic
Not enough patients trying to make appointments	45.9%	61.4%	51.0%
Trouble filling vacant staff positions	24.6%	31.4%	33.3%
COVID safety protocols are limiting the capacity	3.2%	12.9%	2.0%
Patient no shows/cancellations < 24 hrs	79.0%	78.6%	82.4%
Patient cancellations 24+ hours prior	48.3%	57.1%	52.9%
Other, please specify	10.6%	1.4%	11.8%

Patient Wait Times

BY DSO AFFILIATION

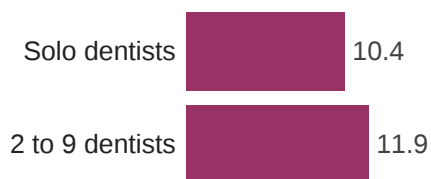
[Owners only] Currently, how many business days does the average *patient of record* have to wait for an appointment (excluding emergencies)?



● Mean number of days

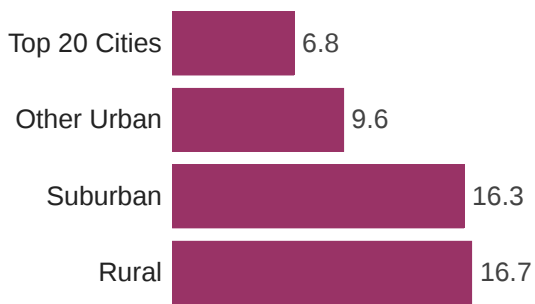
BY PRACTICE SIZE

[Owners only] Currently, how many business days does the average *patient of record* have to wait for an appointment (excluding emergencies)?



BY GEOGRAPHY

[Owners only] Currently, how many business days does the average *patient of record* have to wait for an appointment (excluding emergencies)?



● Mean number of days

BY SEX

[Owners only] Currently, how many business days does the average *patient of record* have to wait for an appointment (excluding emergencies)?



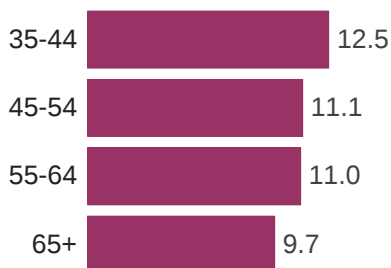
BY YEARS EXPERIENCE

[Owners only] Currently, how many business days does the average *patient of record* have to wait for an appointment (excluding emergencies)?



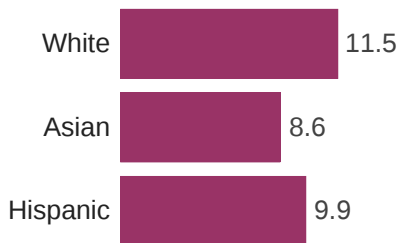
BY AGE GROUP

[Owners only] Currently, how many business days does the average *patient of record* have to wait for an appointment (excluding emergencies)?



BY RACE / ETHNICITY

[Owners only] Currently, how many business days does the average *patient of record* have to wait for an appointment (excluding emergencies)?



● Mean number of days

Staff Recruitment

BY OWNERSHIP STATUS

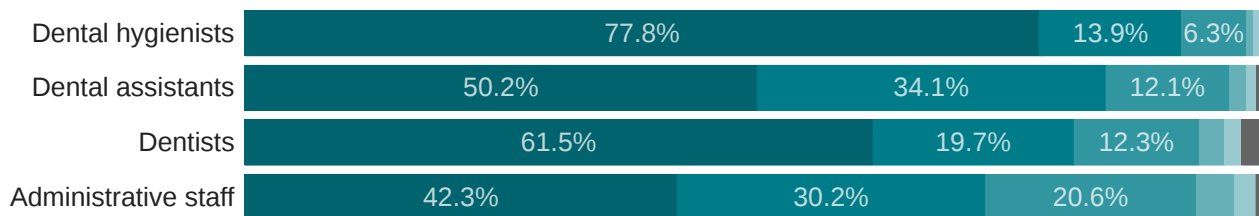
Owner dentists

Have you recently or are you currently recruiting any of the following positions in your dental practice?



● Yes ● No ● Not sure

How challenging has it been to recruit the position(s) below?

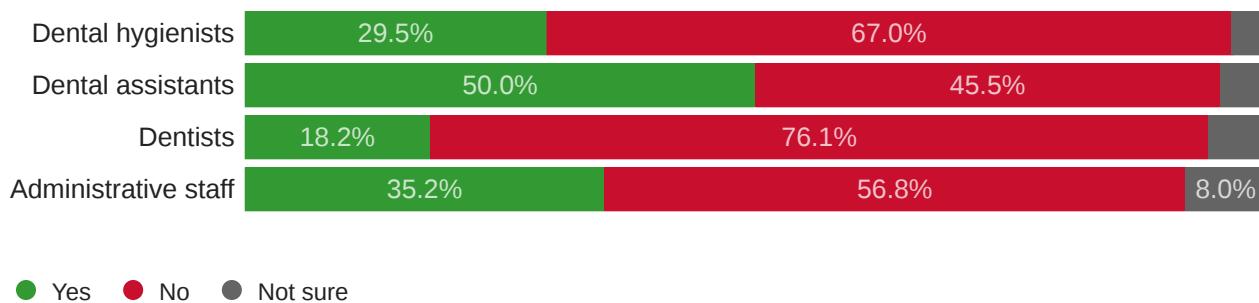


● Extremely challenging ● Very challenging ● Moderately challenging ● Slightly challenging
● Not challenging at all ● Not sure/Not applicable

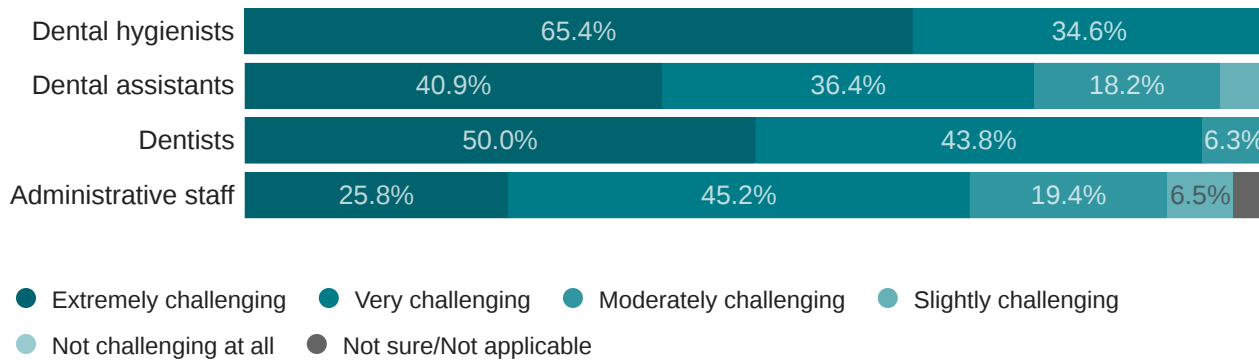
BY OWNERSHIP STATUS (continued)

Non-owner dentists

Have you recently or are you currently recruiting any of the following positions in your dental practice?



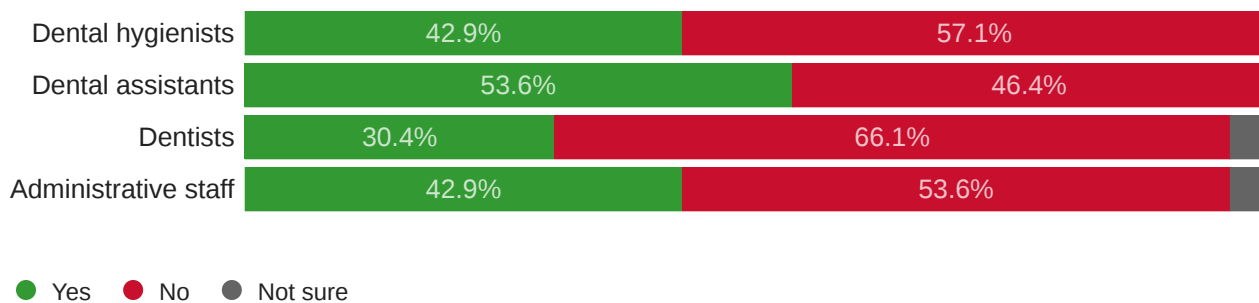
How challenging has it been to recruit the position(s) below?



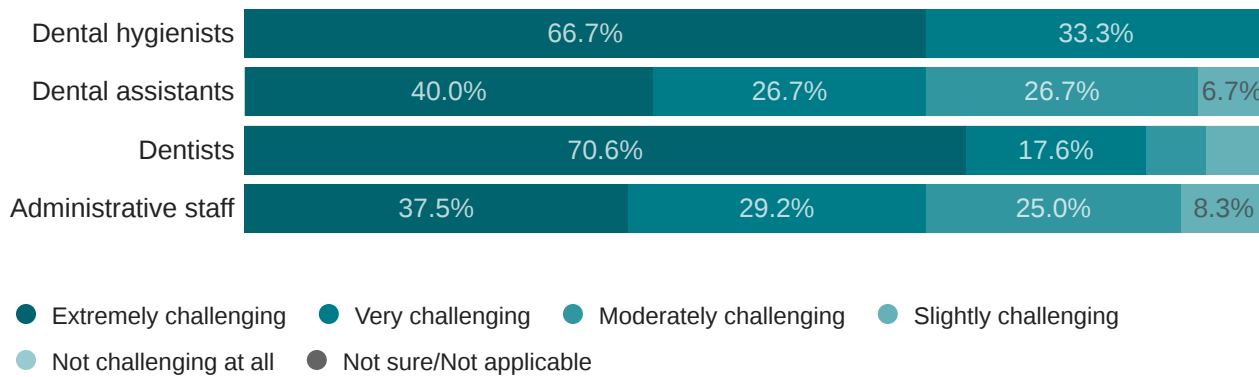
BY DSO AFFILIATION

DSO

Have you recently or are you currently recruiting any of the following positions in your dental practice?



How challenging has it been to recruit the position(s) below?



BY DSO AFFILIATION (continued)

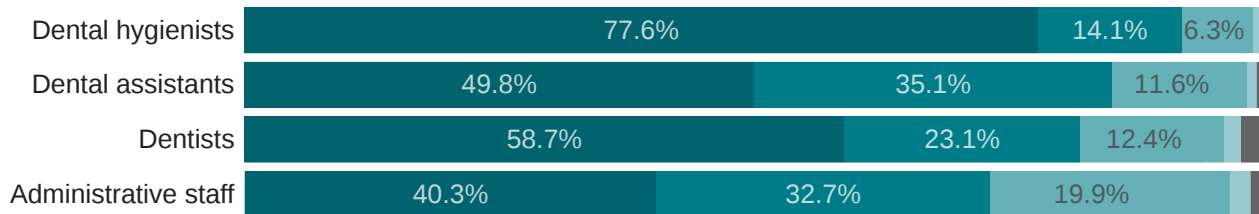
Non-DSO

Have you recently or are you currently recruiting any of the following positions in your dental practice?



● Yes ● No ● Not sure

How challenging has it been to recruit the position(s) below?



● Extremely challenging ● Very challenging ● Moderately challenging ● Slightly challenging
● Not challenging at all ● Not sure/Not applicable

BY PRACTICE SIZE

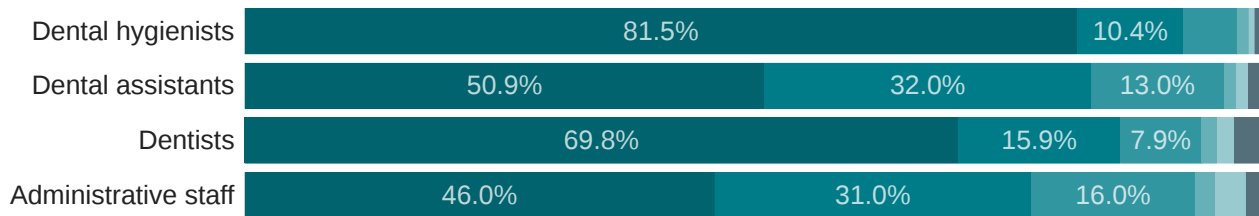
Solo dentists

Have you recently or are you currently recruiting any of the following positions in your dental practice?



● Yes ● No ● Not sure

How challenging has it been to recruit the position(s) below?



● Extremely challenging ● Very challenging ● Moderately challenging ● Slightly challenging
● Not challenging at all ● Not sure/Not applicable

BY PRACTICE SIZE (continued)

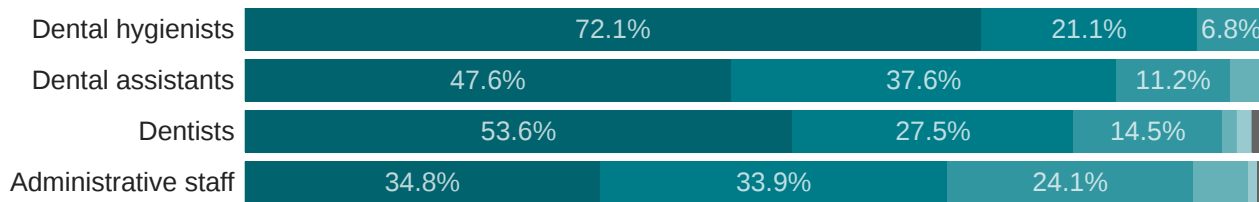
2 to 9 dentists

Have you recently or are you currently recruiting any of the following positions in your dental practice?



● Yes ● No ● Not sure

How challenging has it been to recruit the position(s) below?



● Extremely challenging ● Very challenging ● Moderately challenging ● Slightly challenging
● Not challenging at all ● Not sure/Not applicable

BY GEOGRAPHY

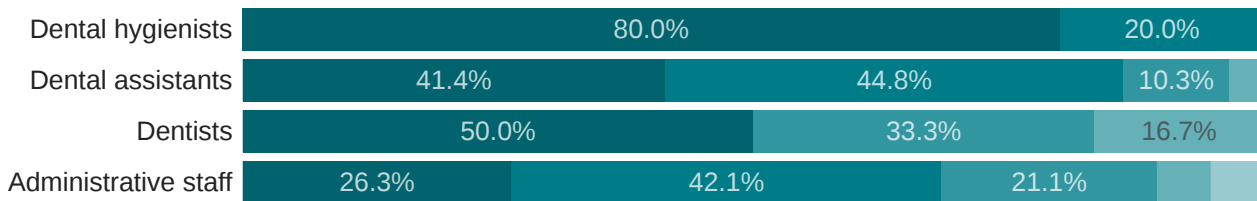
Top 20 Cities

Have you recently or are you currently recruiting any of the following positions in your dental practice?



● Yes ● No ● Not sure

How challenging has it been to recruit the position(s) below?



● Extremely challenging ● Very challenging ● Moderately challenging ● Slightly challenging
● Not challenging at all ● Not sure/Not applicable

BY GEOGRAPHY (continued)

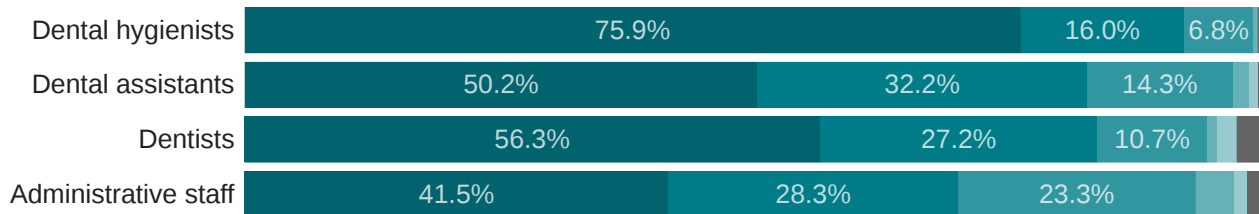
Other Urban

Have you recently or are you currently recruiting any of the following positions in your dental practice?



● Yes ● No ● Not sure

How challenging has it been to recruit the position(s) below?



● Extremely challenging ● Very challenging ● Moderately challenging ● Slightly challenging
● Not challenging at all ● Not sure/Not applicable

BY GEOGRAPHY (continued)

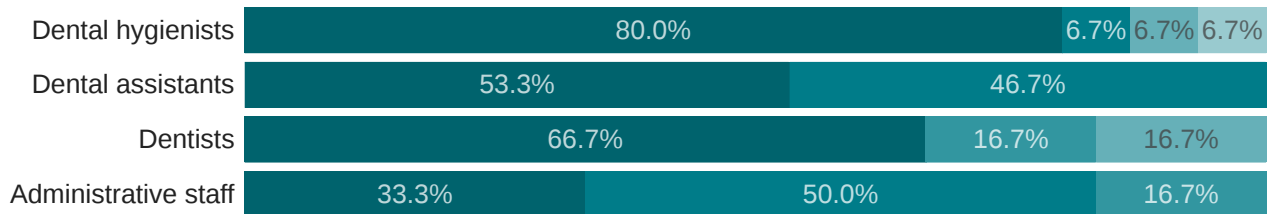
Suburban

Have you recently or are you currently recruiting any of the following positions in your dental practice?



● Yes ● No ● Not sure

How challenging has it been to recruit the position(s) below?



● Extremely challenging ● Very challenging ● Moderately challenging ● Slightly challenging
● Not challenging at all ● Not sure/Not applicable

BY GEOGRAPHY (continued)

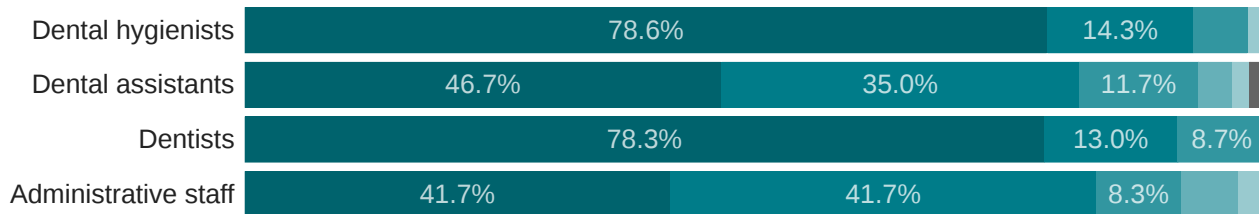
Rural

Have you recently or are you currently recruiting any of the following positions in your dental practice?



● Yes ● No ● Not sure

How challenging has it been to recruit the position(s) below?



● Extremely challenging ● Very challenging ● Moderately challenging ● Slightly challenging
● Not challenging at all ● Not sure/Not applicable

BY SEX

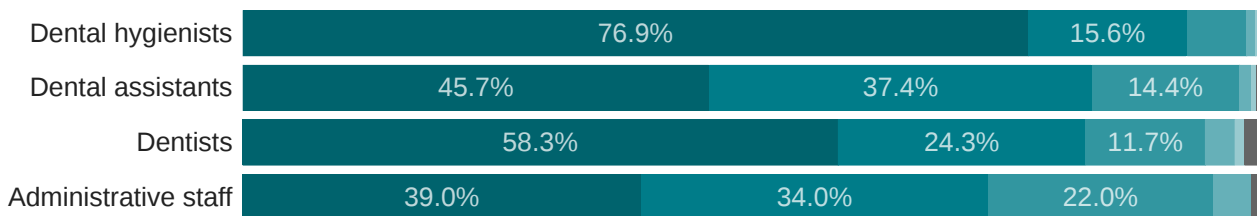
Male

Have you recently or are you currently recruiting any of the following positions in your dental practice?



● Yes ● No ● Not sure

How challenging has it been to recruit the position(s) below?



● Extremely challenging ● Very challenging ● Moderately challenging ● Slightly challenging
● Not challenging at all ● Not sure/Not applicable

BY SEX (continued)

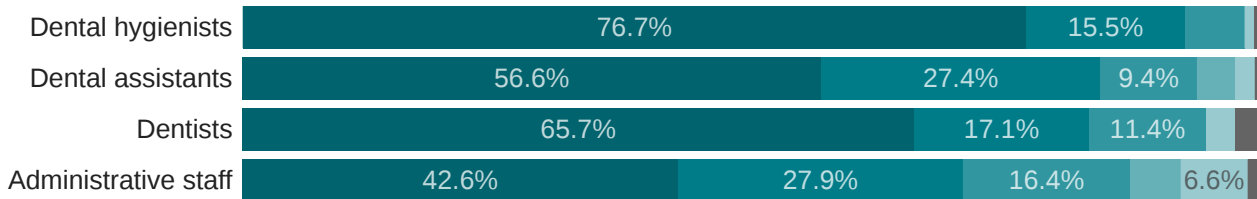
Female

Have you recently or are you currently recruiting any of the following positions in your dental practice?



● Yes ● No ● Not sure

How challenging has it been to recruit the position(s) below?



● Extremely challenging ● Very challenging ● Moderately challenging ● Slightly challenging
● Not challenging at all ● Not sure/Not applicable

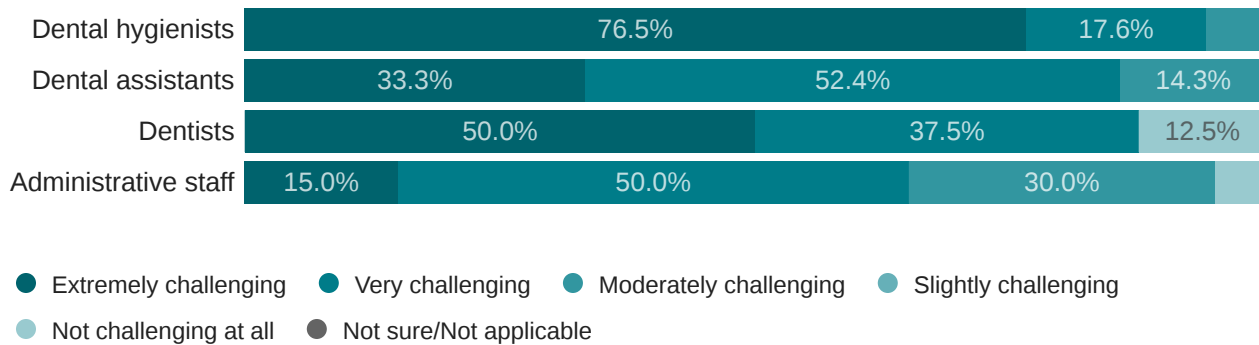
BY YEARS EXPERIENCE

New Dentists (graduated 2013 - 2022)

Have you recently or are you currently recruiting any of the following positions in your dental practice?



How challenging has it been to recruit the position(s) below?



BY YEARS EXPERIENCE (continued)

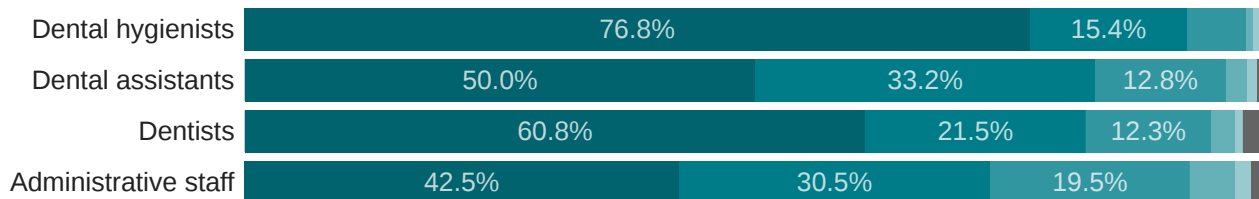
Established Dentists (graduated before 2013)

Have you recently or are you currently recruiting any of the following positions in your dental practice?



● Yes ● No ● Not sure

How challenging has it been to recruit the position(s) below?

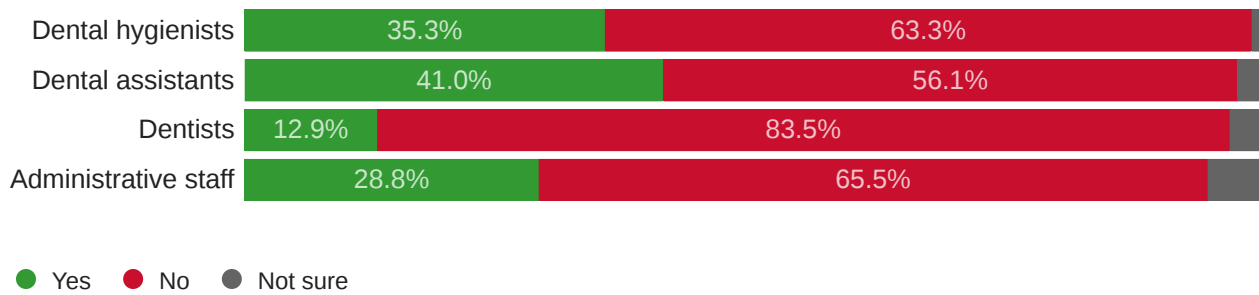


● Extremely challenging ● Very challenging ● Moderately challenging ● Slightly challenging
● Not challenging at all ● Not sure/Not applicable

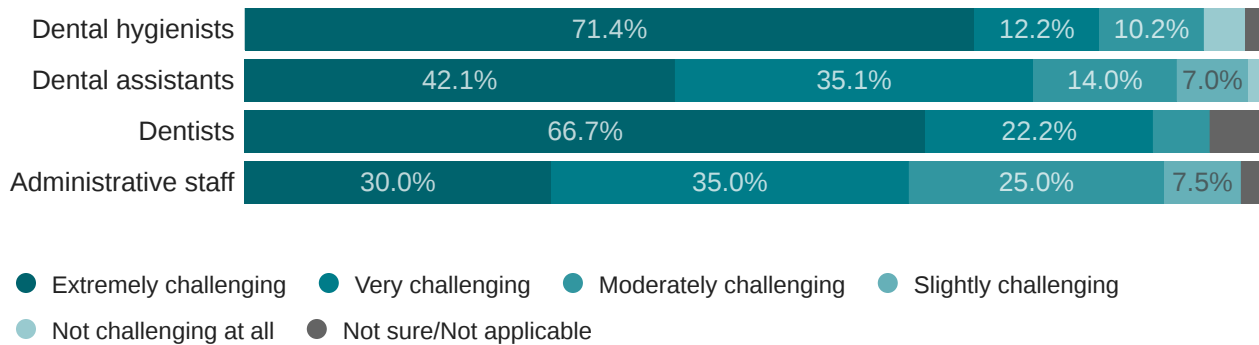
BY AGE GROUP

35 to 44

Have you recently or are you currently recruiting any of the following positions in your dental practice?



How challenging has it been to recruit the position(s) below?



BY AGE GROUP (continued)

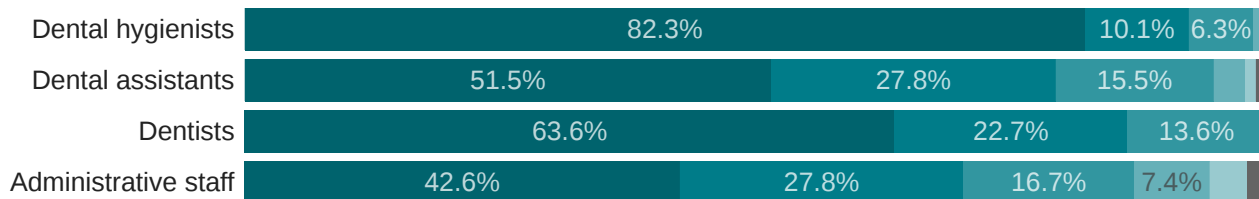
45 to 54

Have you recently or are you currently recruiting any of the following positions in your dental practice?



● Yes ● No ● Not sure

How challenging has it been to recruit the position(s) below?



● Extremely challenging ● Very challenging ● Moderately challenging ● Slightly challenging
● Not challenging at all ● Not sure/Not applicable

BY AGE GROUP (continued)

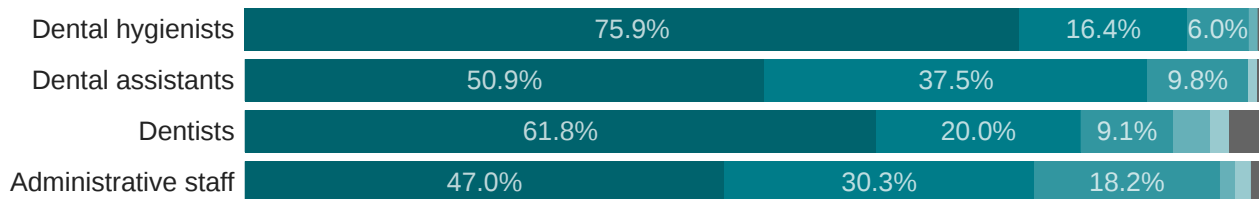
55 to 64

Have you recently or are you currently recruiting any of the following positions in your dental practice?



● Yes ● No ● Not sure

How challenging has it been to recruit the position(s) below?



● Extremely challenging ● Very challenging ● Moderately challenging ● Slightly challenging
● Not challenging at all ● Not sure/Not applicable

BY AGE GROUP (continued)

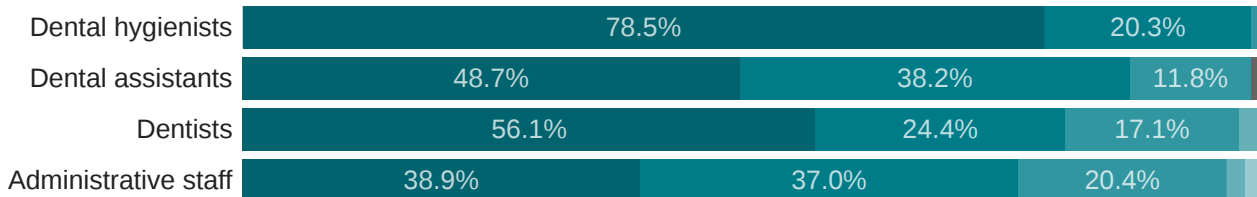
65 or older

Have you recently or are you currently recruiting any of the following positions in your dental practice?



● Yes ● No ● Not sure

How challenging has it been to recruit the position(s) below?



● Extremely challenging ● Very challenging ● Moderately challenging ● Slightly challenging
● Not challenging at all ● Not sure/Not applicable

Questions of the Week
Billing Medical Insurance

[Owner dentists] Does your practice ever bill medical insurance to cover dental procedures for your patients?

BY DSO AFFILIATION



BY PRACTICE SIZE



BY GEOGRAPHY



[Owner dentists] Does your practice ever bill medical insurance to cover dental procedures for your patients? (continued)

BY GENDER




BY YEARS EXPERIENCE



BY AGE GROUP

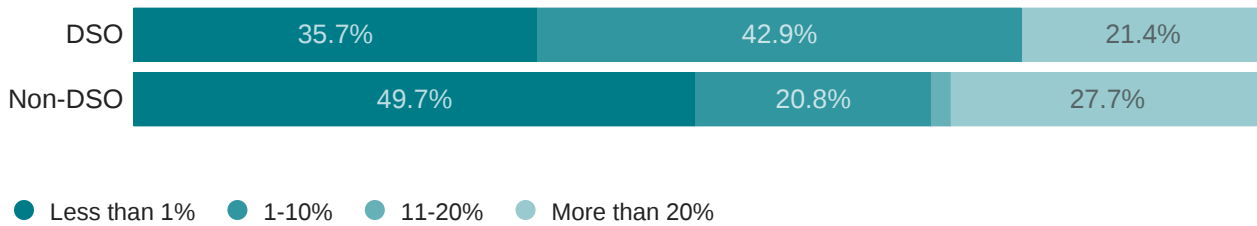


BY RACE/ETHNICITY



[If practice has billed medical insurance] If yes, please estimate for what share of your patients.

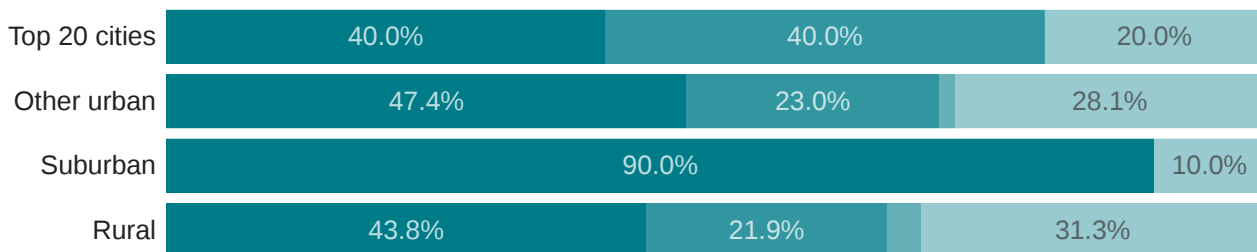
BY DSO AFFILIATION



BY PRACTICE SIZE



BY GEOGRAPHY

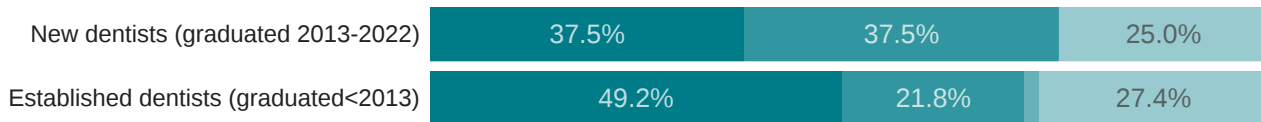


BY SEX



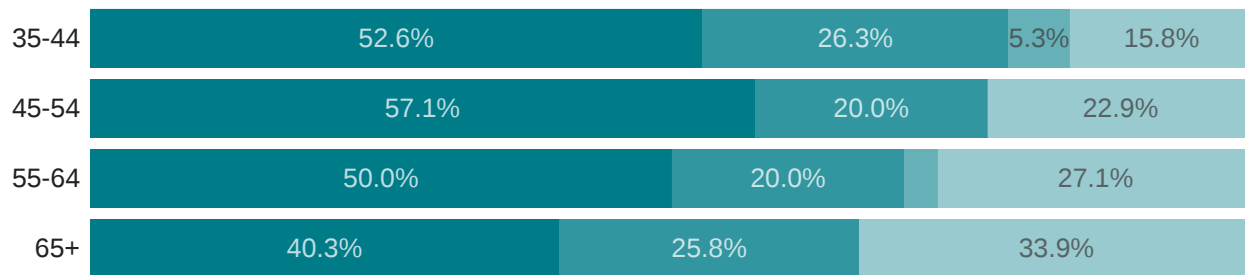
[If practice has billed medical insurance] If yes, please estimate for what share of your patients. (continued)

BY YEARS EXPERIENCE




● Less than 1% ● 1-10% ● 11-20% ● More than 20%

BY AGE GROUP



BY RACE/ETHNICITY



Number of Responses from Dentists in Private Practice by Wave

Wave	Responses
2022SEP	1,102
2022OCT	1,170
2022NOV	1,137
2022DEC	1,138
2023JAN	1,209
2023FEB	1,168
2023MAR	1,053
2023APR	1,008
2023MAY	1,001
2023JUN	1,103
2023JUL	955
2023AUG	1,141
2023SEP	976

Number of Responses by Group - Week of September 11, 2023

Ownership status	Choice Count
Owner dentist (i.e., sole owner, partner, or shareholder)	888
Employee dentist (nonowner)	47
Associate dentist (nonowner)	25
Independent contractor	16

Number of Responses by Group - Week of September 11, 2023 (continued)

DSO Affiliation	Choice Count
DSO	33
Non-DSO	931

Practice Size	Choice Count
Solo dentists	598
2 to 9 dentists	363
Large group (10+ dentists)	14

Geography	Choice Count
Top 20 Cities	73
Other Urban	699
Suburban	49
Rural	154

Sex	Choice Count
Male	658
Female	318

Years Experience	Choice Count
New dentists (graduated 2013 - 2022)	55
Established dentists (graduated before 2013)	921

Number of Responses by Group - Week of September 11 (continued)

Age	Choice Count
<35	17
35-44	140
45-54	230
55-64	324
65+	265

Race/Ethnicity	Choice Count
White	737
Asian	81
Hispanic	61
Black	14
Native Hawaiian / Pacific Islander	3
American Indian / Alaska Native	3
Other	14
Unknown	61