

## About this Study

To better understand the economic and operational conditions in dental practices and public health clinics over time, and to measure the impact of emerging issues in dentistry, the ADA Health Policy Institute launched a tracking poll in January 2022. For this initial wave over the week of January 17, 2022, we invited nearly 80,000 dentists from across the U.S. to join a panel in which they will complete a survey once a month; over 3,000 have opted to participate. In 2024 the survey distribution schedule was changed from monthly to quarterly.

The survey for the the first quarter of 2024 was sent September 16, 2024 to 2,437 panel members; 997 responded, for an adjusted response rate (excluding undeliverable email addresses) of 41.2%. The number of dentists by specialty and practice setting can be found at the end of this report.

This report features results from the latest wave of this study broken out by the following practice areas/specialties:

- General practice (GP)
- Pediatric dentistry (PED)

Additionally, results are reported for dentists that practice in public health settings (DiPHS), regardless of specialty. (Please note that this group should not be confused with dental public health specialists.) **Please note that we only include graphics representing at least 30 responses.** Because of this, we were not able to include results for the following specialties in this report: oral and maxillofacial surgery, endodontics, orthodontics and dentofacial orthopedics, periodontics, prosthodontics. The number of respondents in each practice area/specialty can be found at the end of this report.

This report was published in September 2024 by the American Dental Association's Health Policy Institute.

211 E. Chicago Avenue  
Chicago, Illinois 60611  
312.440.2928  
[hpi@ada.org](mailto:hpi@ada.org)

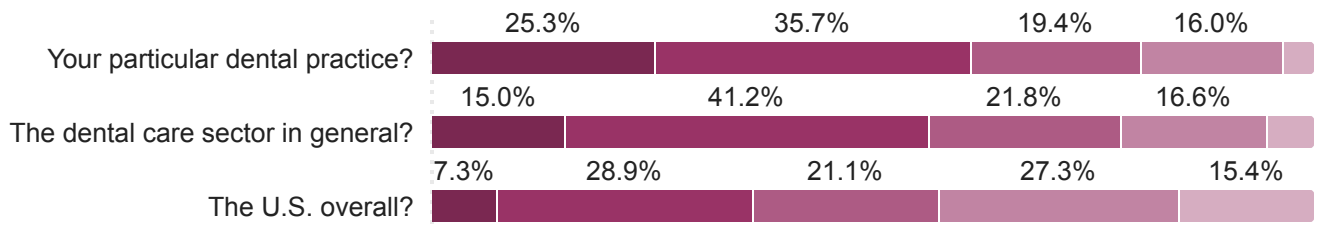
For more information on other publications, products, and services, please visit our website, [ADA.org/HPI](https://ADA.org/HPI).

### Economic Confidence

Looking ahead the next 6 months, how confident are you in the economic conditions in:

#### General Practice

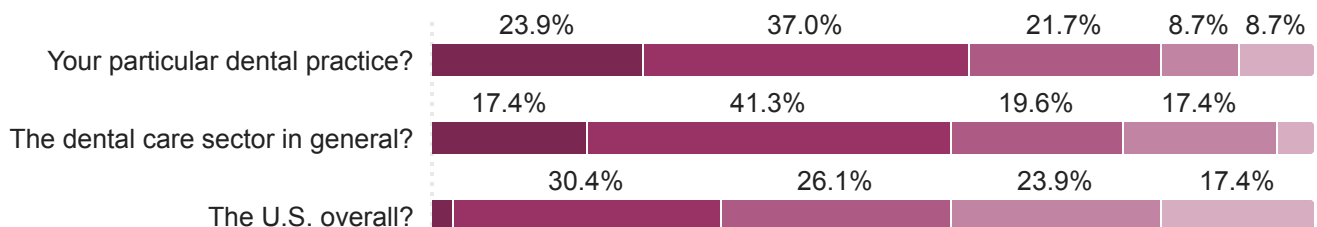
820 Responses



■ Very confident  
 ■ Somewhat confident  
 ■ Neither confident nor skeptical  
 ■ Somewhat skeptical  
 ■ Very skeptical

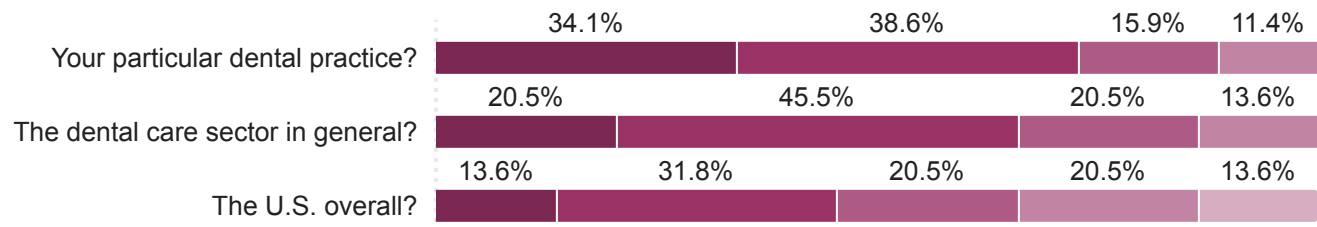
#### Pediatric Dentistry

46 Responses



#### Dentists in Public Health Settings

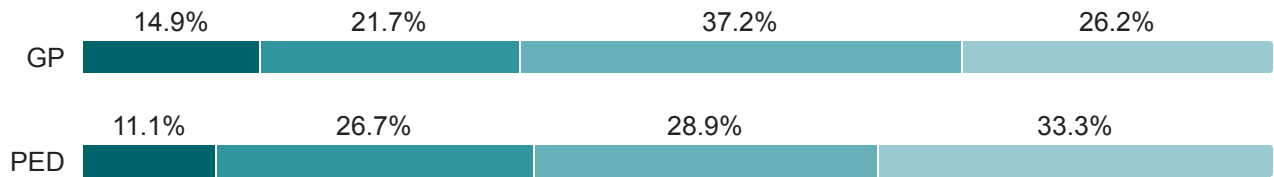
44 Responses



**Busyness**

Which of the following best describes your general busyness level over the last 3 months?

Dentists in private practice



- Too busy to treat all people requesting appointments
- Provided care to all who requested appointments but was overworked
- Provided care to all who requested appointments but was not overworked
- Not busy enough, could have treated more patients

Dentists in Public Health Settings



### ***New Patient Wait Times***

**[Owners only] Is your practice currently accepting new patients?**

**(Percent answering "yes")**

Dentists in private practice



Dentists in Public Health Settings

44 Responses



**[If accepting new patients] Currently, how many business days does the average new patient have to wait for an initial appointment (excluding emergencies)?**

**Mean number of days**

Dentists in Private Practice



Dentists in Public Health Settings

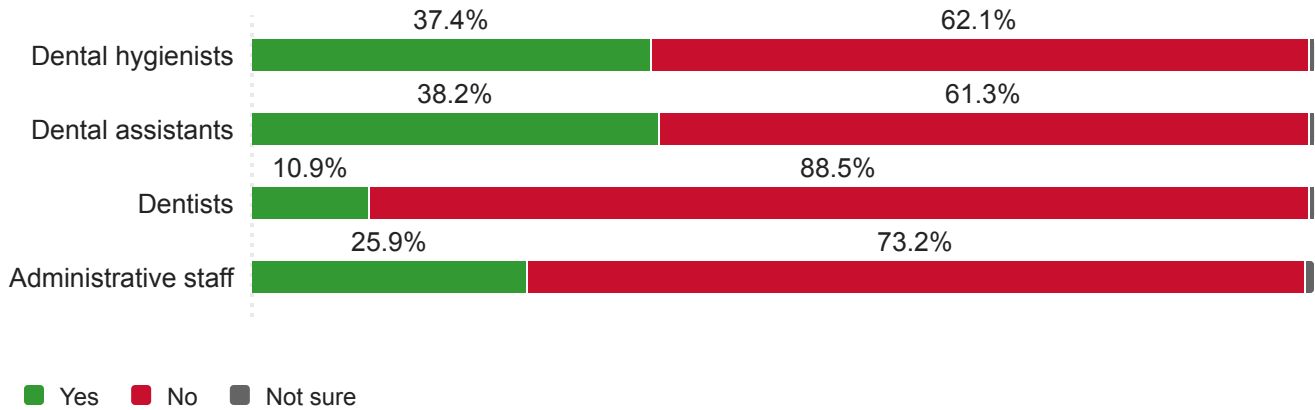


**Staff Recruitment**

**General Practice**

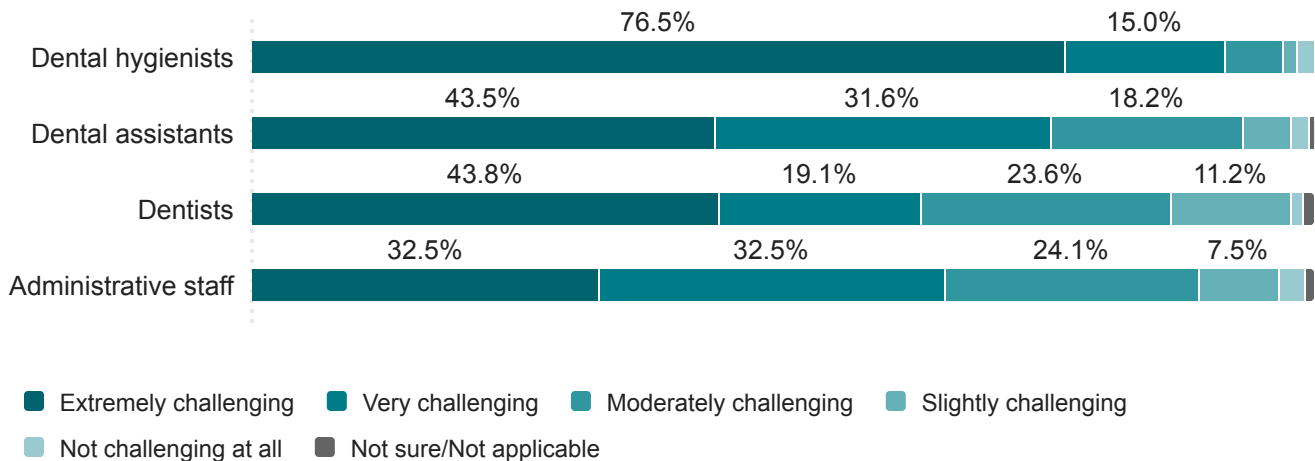
**Currently, or at any time during the last 3 months, have you recruited any of the following positions?**

820 Responses



**How challenging has it been to recruit the position(s) below over the last 3 months?**

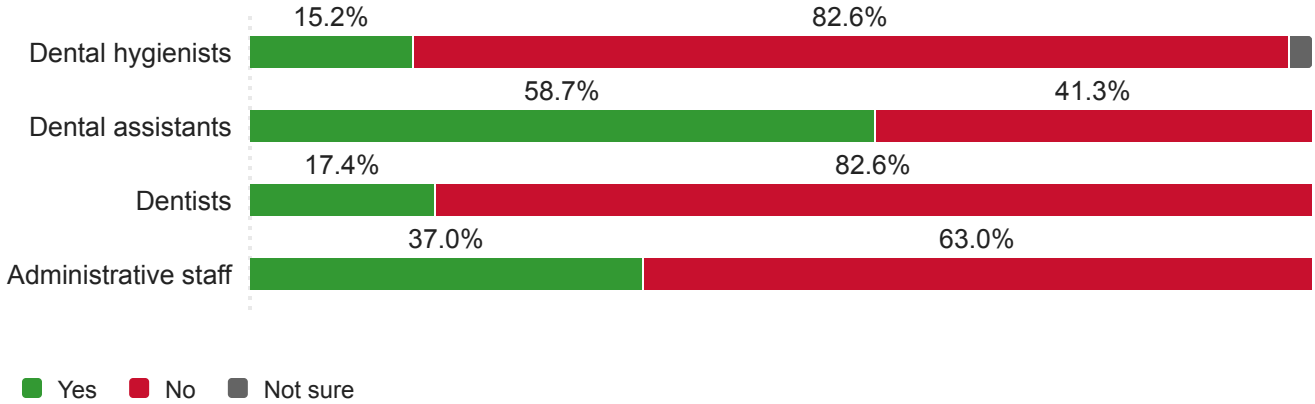
508 Responses



**Pediatric Dentistry**

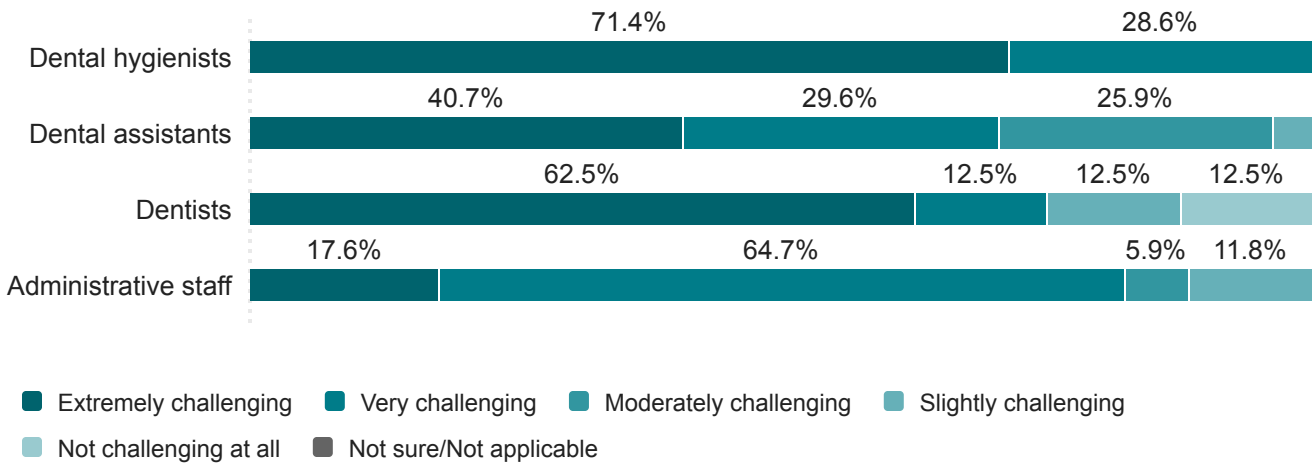
**Currently, or at any time during the last 3 months, have you recruited any of the following positions?**

46 Responses



**How challenging has it been to recruit the position(s) below over the last 3 months?**

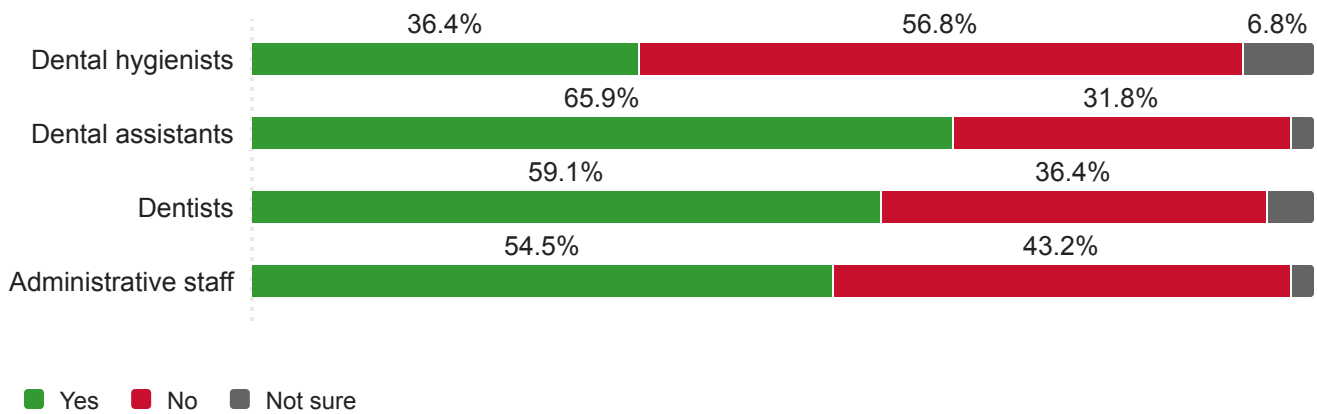
34 Responses



### Dentists in Public Health Settings

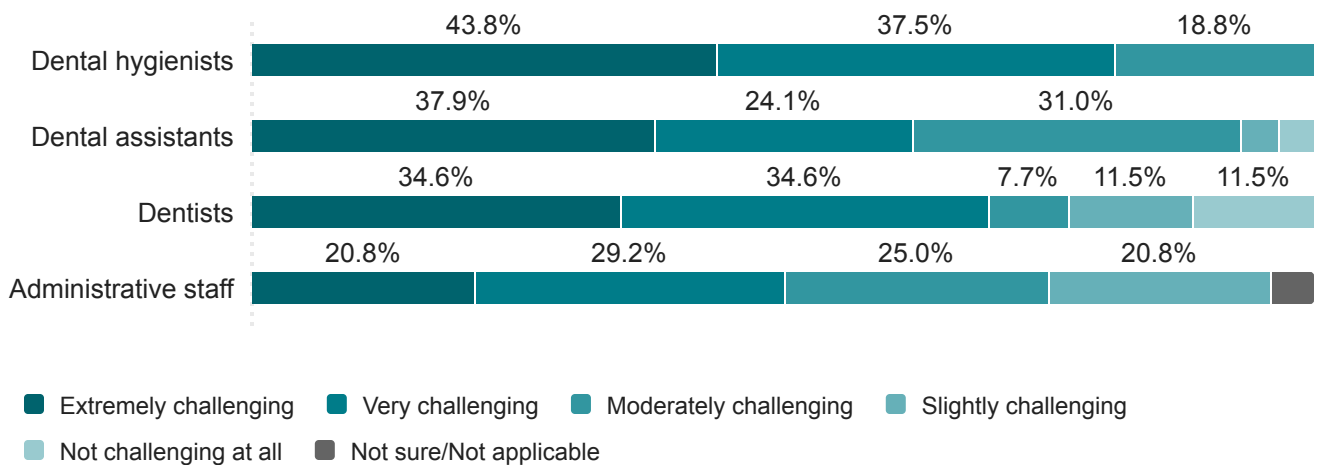
Currently, or at any time during the last 3 months, have you recruited any of the following positions?

44 Responses



How challenging has it been to recruit the position(s) below over the last 3 months?

37 Responses

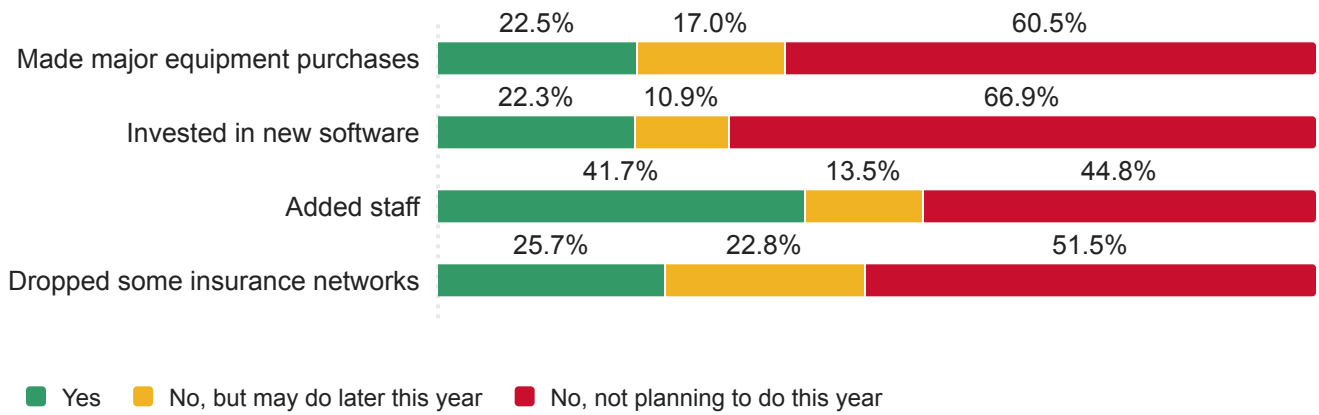


### Recent Practice Decisions

[Owner dentists] Since the beginning of 2024, have you done any of the following in your practice?

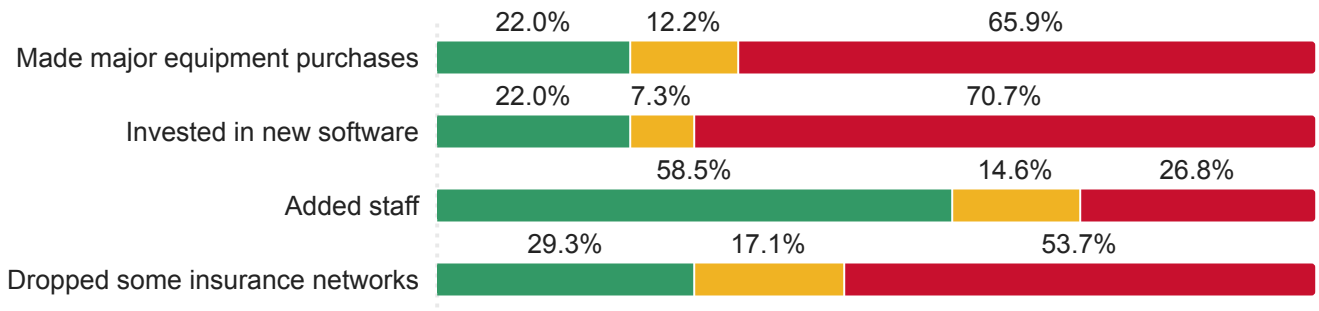
#### General Practice

755 Responses



#### Pediatric Dentistry

41 Responses



### *Insurance Network Drops*

Approximately what percentage of the patient base were in the insurance networks that your practice dropped out of since the beginning of 2024?

GP  21.7

PED  21.3

■ Mean % of patient base

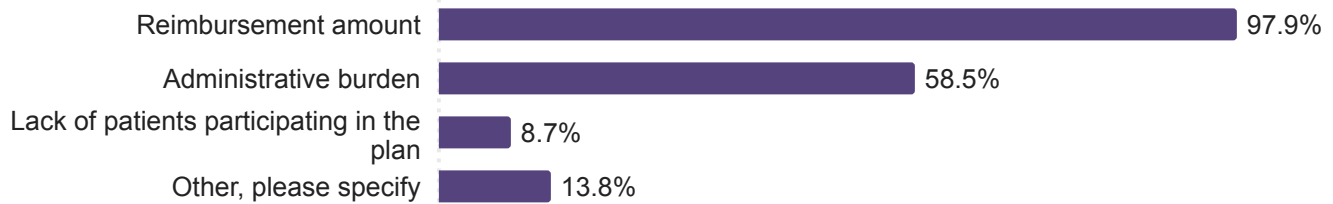
### *Quarter-specific Questions*

### *Reasons for Insurance Network Drops*

[If dropped insurance networks] Please indicate why you dropped out of the dental insurance networks. (Select all that apply.)

#### **General Practice**

195 Responses



Dentists in private practice

Specialty	Choice Count
General practice (GP)	815
Oral and maxillofacial surgery (OMS)	15
Endodontics (ENDO)	20
Orthodontics (ORTHO)	17
Pediatric dentistry (PED)	45
Periodontics (PERIO)	22
Prosthodontics (PROS)	5
Dental public health (DPH)	3
Dental anesthesiology (DENTANES)	1

Practice Setting	Choice Count
Dentist in private practice	953
Dentist in public health setting	44