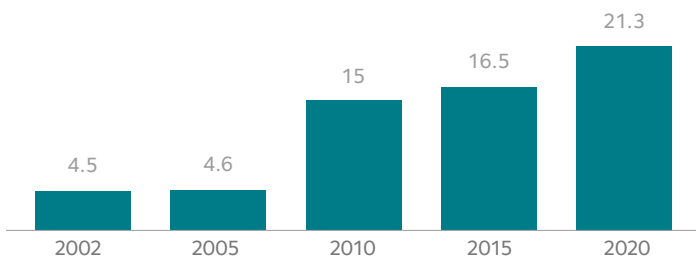
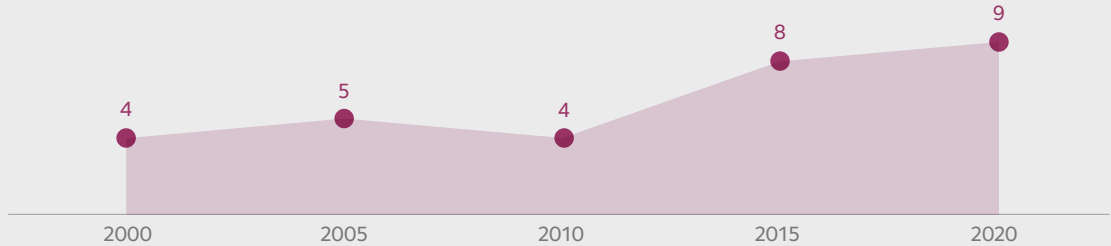


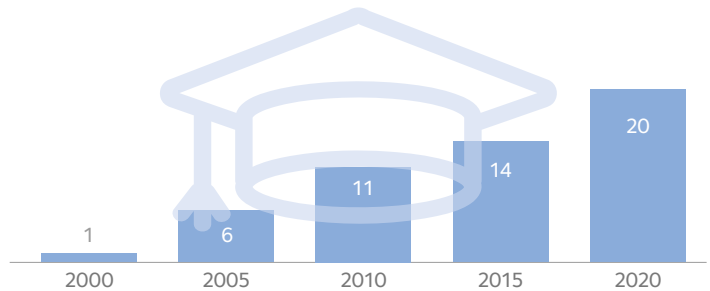
# Trends in Oral and Maxillofacial Radiology Education Programs in the U.S.

SEPTEMBER 2021

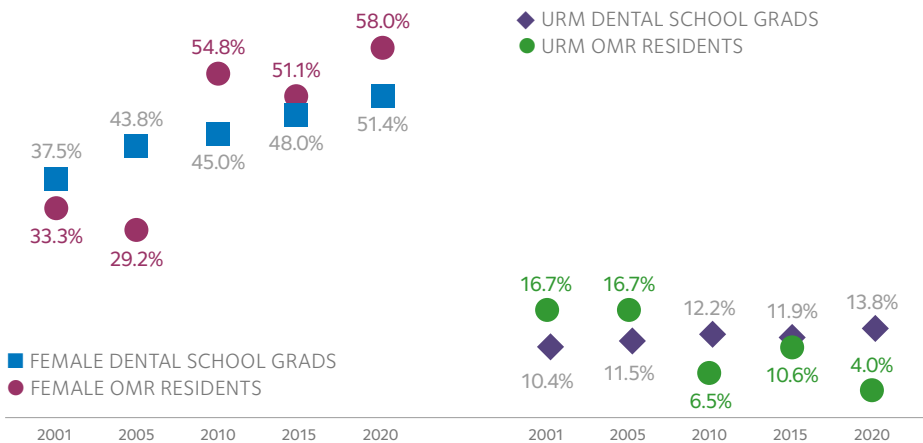
**THE NUMBER OF CODA-ACCREDITED ORAL AND MAXILLOFACIAL RADIOLOGY (OMR) EDUCATION PROGRAMS** in the U.S. has doubled since they were first recognized. Starting with 4 programs in 2000, there were 9 programs by 2020.



**THE NUMBER OF APPLICATIONS RECEIVED PER OMR PROGRAM** increased by almost a factor of five over the last two decades. Beginning with a ratio of 4.5 in 2002 this number reached 21.3 in 2020.

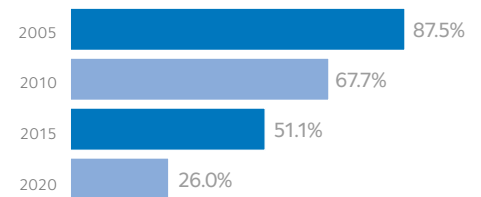


**GRADUATES OF OMR PROGRAMS** have steadily increased since 2000. The number of graduates reached 20 in 2020.



**FEMALE AND UNDER-REPRESENTED MINORITY (URM)\* OMR students/residents** have moved along different trajectories since 2001 (when data were first available), as total enrollment has ranged between 12 and 50 students/residents per year. Female enrollment increased from 33.3% to 58.0%. URM students/residents, meanwhile, have fallen from 16.7% to 4.0%.

\*Includes residents who identify as Black or African-American, Hispanic or Latino, or American Indian or Alaskan Native.



## THE PERCENTAGE OF OMR STUDENTS/RESIDENTS

who are graduates of international dental schools steeply declined, from 87.5% in 2005 to 26.0% in 2020.



Source: American Dental Association, Health Policy Institute, Survey of Advanced Dental Education (various years).