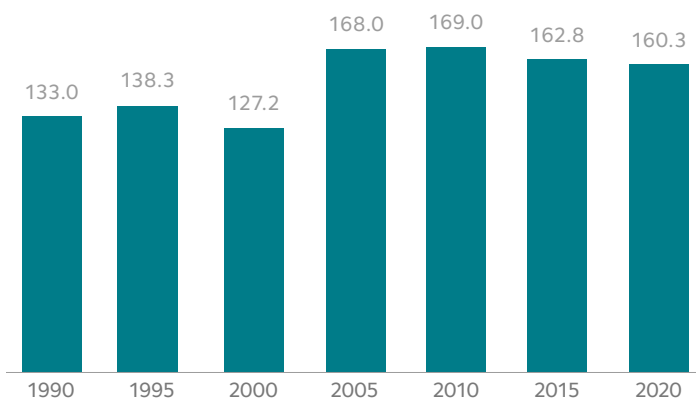
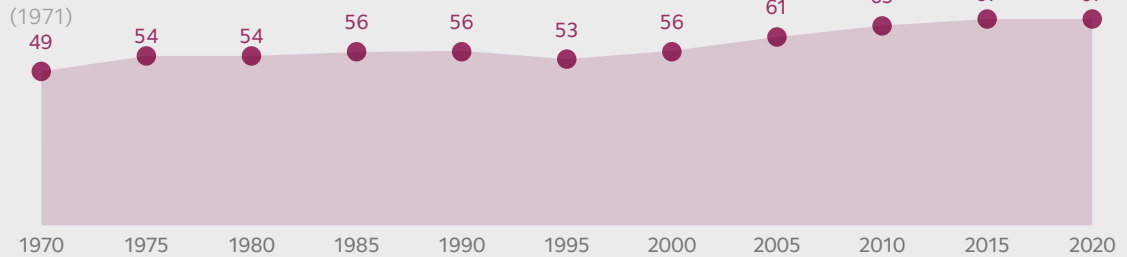
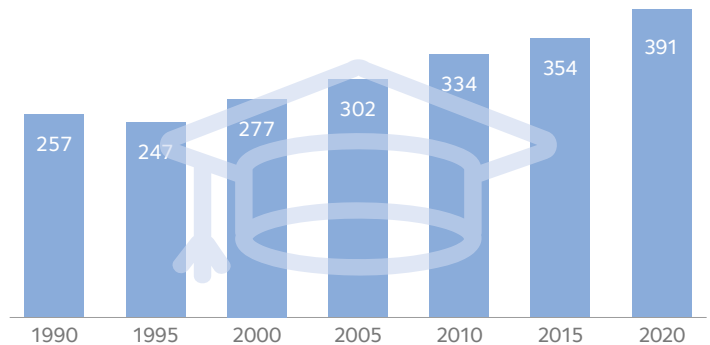


Trends in Advanced Education in Orthodontics and Dentofacial Orthopedics Programs in the U.S.

THE NUMBER OF CODA-ACCREDITED ORTHODONTICS AND DENTOFACIAL ORTHOPEDICS EDUCATION PROGRAMS in the U.S. has gradually increased since 1971, when data were first available. Starting with 49 programs, this number stood at 67 in 2020.

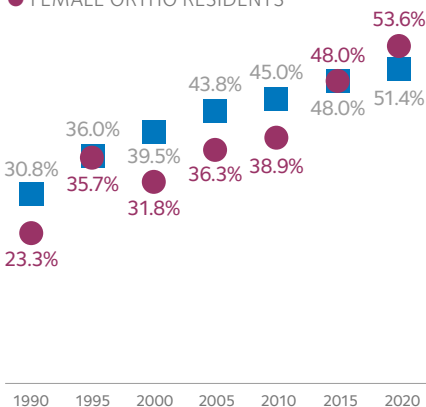


THE NUMBER OF APPLICATIONS RECEIVED per orthodontics program has increased from 133.0 in 1990 to 160.3 in 2020.

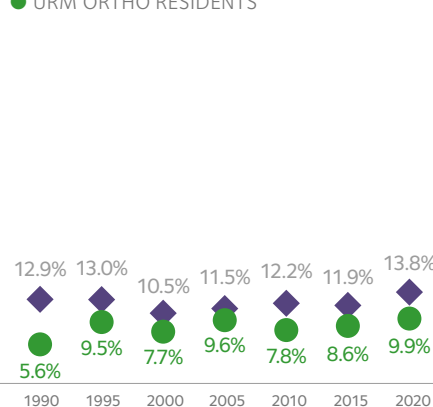


GRADUATES OF ORTHODONTICS PROGRAMS increased by 50% since 1990. Starting at 257 in 1990, the number of graduates rose to 391 by 2020.

■ FEMALE DENTAL SCHOOL GRADS
 ● FEMALE ORTHO RESIDENTS

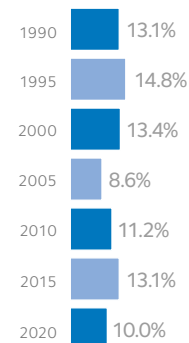


◆ URM DENTAL SCHOOL GRADS
 ● URM ORTHO RESIDENTS



FEMALE AND UNDER-REPRESENTED MINORITY (URM)* orthodontics students/residents as a percentage of total enrollment have moved in different trajectories since 1990. Female enrollment increased from about one-quarter to more than half in 2020. URM students/residents, meanwhile, have been relatively steady, and stood at 9.9% in 2020.

*Includes residents who identify as Black or African-American, Hispanic or Latino, or American Indian or Alaskan Native.



THE PERCENTAGE OF ORTHODONTICS STUDENTS/RESIDENTS who are graduates of international dental schools also remained steady with a range of 6%, from 8.6% in 2005 to 14.8% in 1995.

Source: American Dental Association, Health Policy Institute, Survey of Advanced Dental Education (various years).