

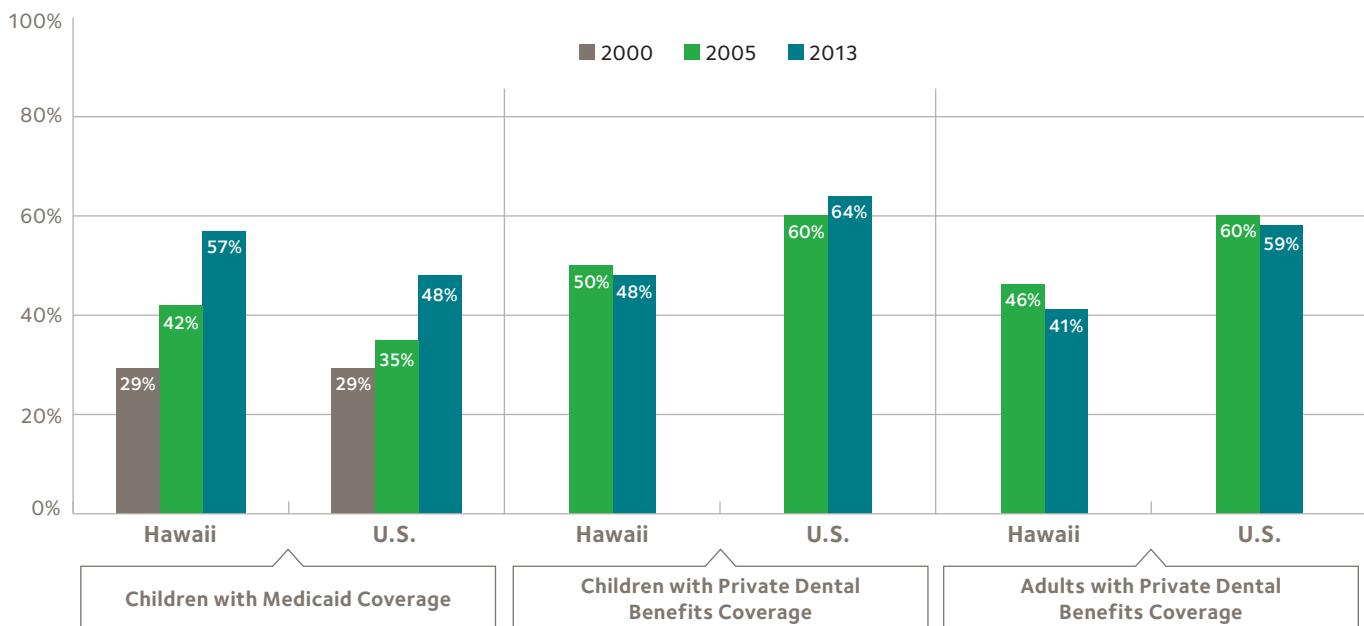
Oral Health Care System: Hawaii

This fact sheet summarizes select data on the oral health care system as of 2015. Topics include dental care utilization; oral health status; attitudes and knowledge of oral health; fluoridation rates; reimbursement rates to providers and the supply of dentists.

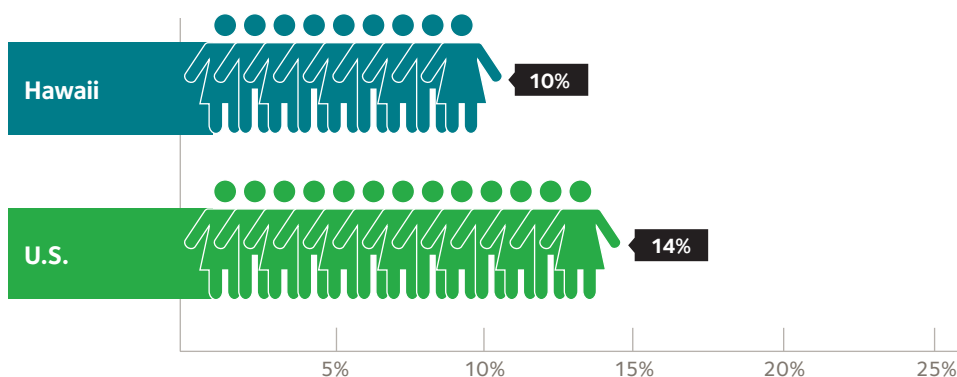
For methods and data sources, please visit ADA.org/statefacts.

For more information on the ADA Health Policy Institute, please visit ADA.org/HPI.

Percentage with a Dental Visit in the Past 12 Months



Percentage of Medicaid Children Who Received a Sealant on a Permanent Molar in 2013

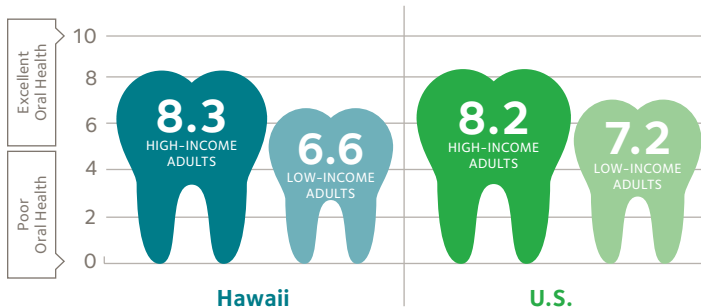


10%

OF HAWAII MEDICAID CHILDREN 6 THROUGH 14 YEARS OLD RECEIVED A SEALANT ON A PERMANENT MOLAR IN 2013, **COMPARED TO 14% NATIONALLY**

Oral Health Care System: Hawaii

Oral Health Status Index Among Adults in 2015



Oral Health Knowledge Index Among Adults in 2015

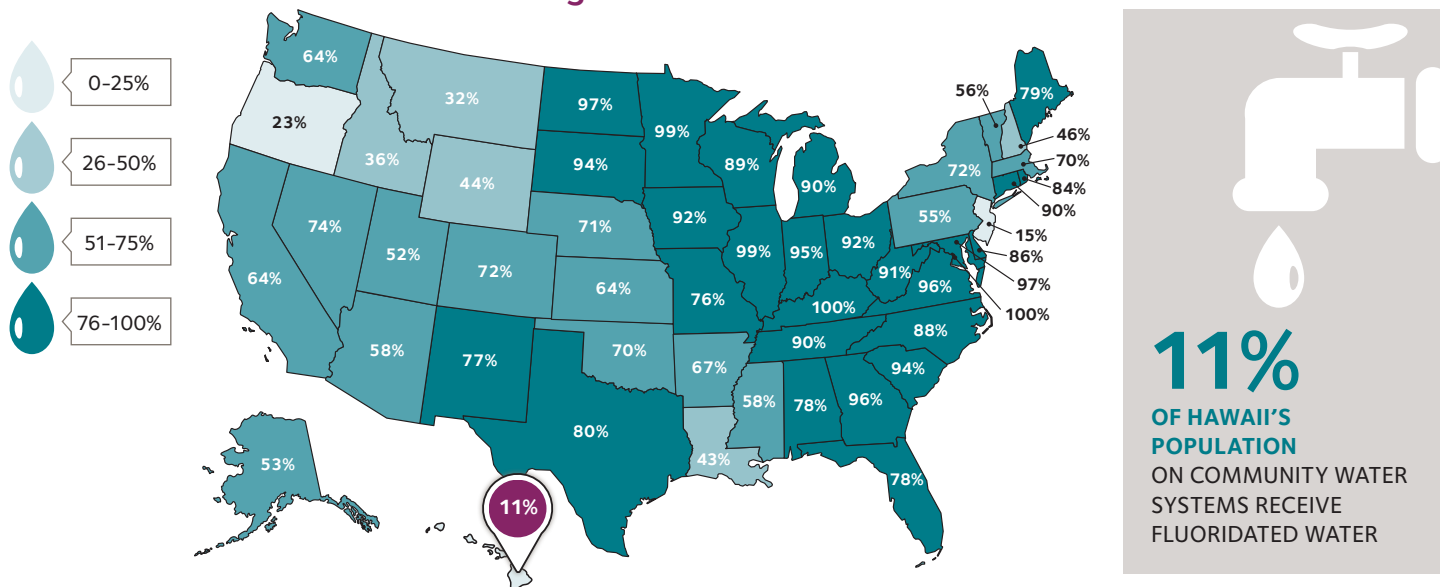


ANSWERED ALL OF HPI'S ORAL HEALTH KNOWLEDGE SURVEY QUESTIONS CORRECTLY COMPARED TO 52% OF HIGH-INCOME AND 44% OF LOW-INCOME U.S. ADULTS

Oral Health Attitude Index Among Adults in 2015



Percentage of Population on Community Water Systems Receiving Fluoridated Water in 2012

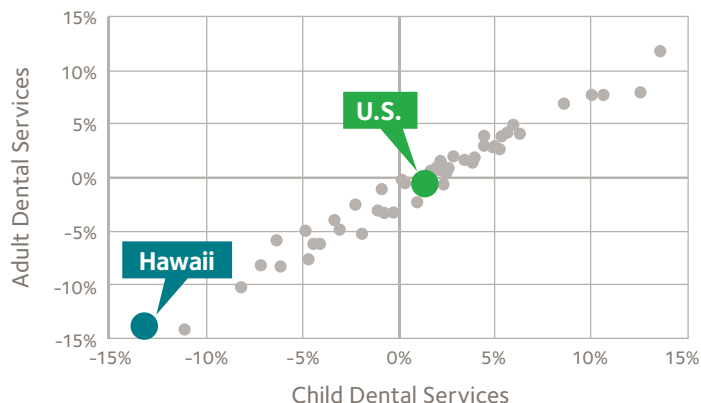


Oral Health Care System: Hawaii

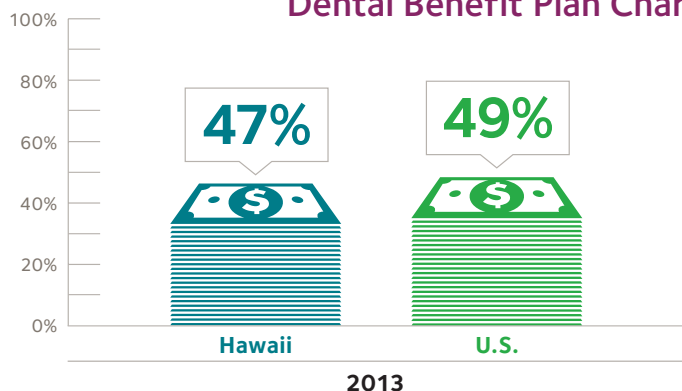
Change in Private Dental Benefit Plan Charges Between 2003 and 2013

CHANGE IN PRIVATE DENTAL BENEFIT PLAN CHARGES BETWEEN 2003 AND 2013

	CHILD	ADULT
HAWAII	-13.2%	-14.0%
U.S.	1.2%	-0.6%

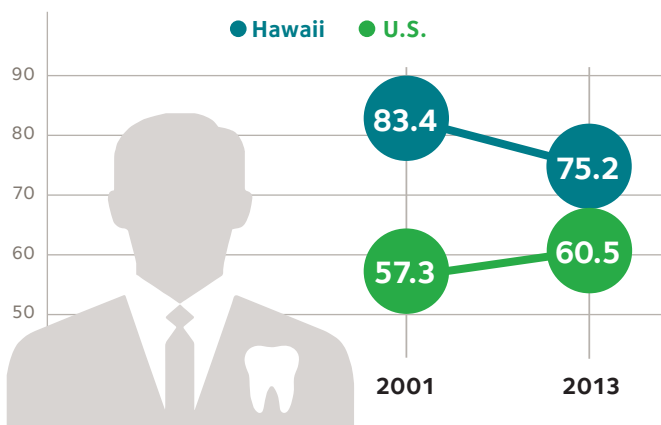


Medicaid Fee-for-Service Reimbursement as a Percentage of Private Dental Benefit Plan Charges for Child Dental Services



BETWEEN 2003 AND 2013 REIMBURSEMENT RATES FOR CHILD DENTAL SERVICES IN MEDICAID **decreased 29.1% in Hawaii**

Number of Dentists per 100,000 Population



Percentage of Dentists Participating in Medicaid for Child Dental Services in 2014

