

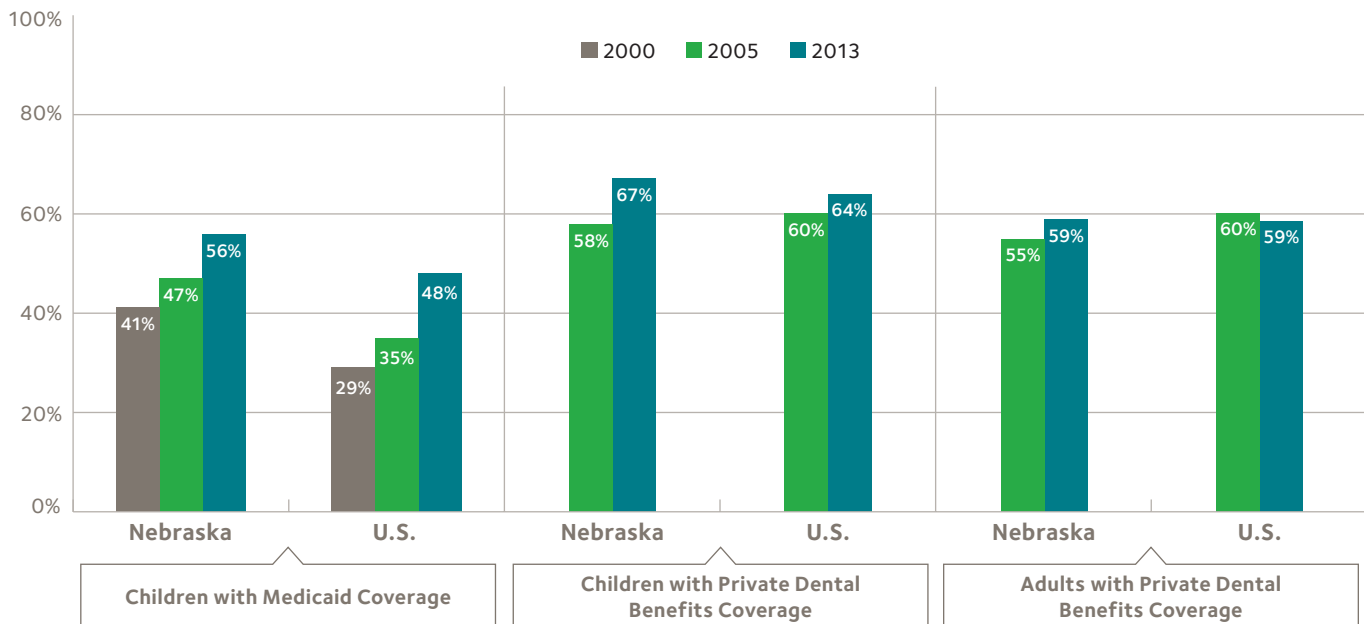
Oral Health Care System: Nebraska

This fact sheet summarizes select data on the oral health care system as of 2015. Topics include dental care utilization; oral health status; attitudes and knowledge of oral health; fluoridation rates; reimbursement rates to providers and the supply of dentists.

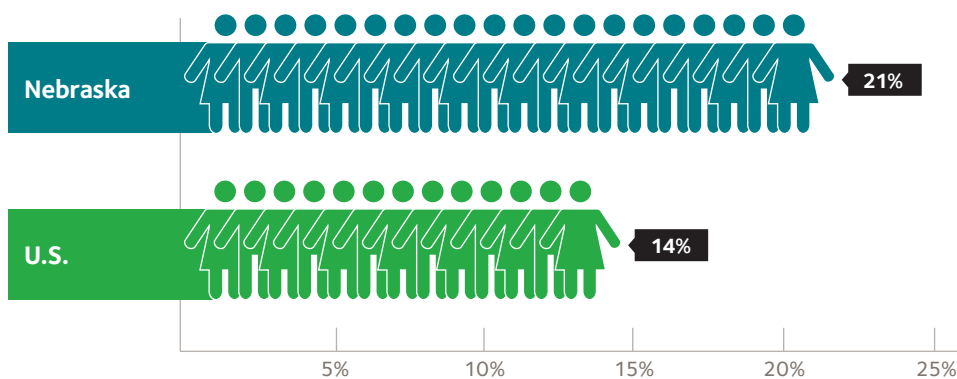
For methods and data sources, please visit ADA.org/statefacts.

For more information on the ADA Health Policy Institute, please visit ADA.org/HPI.

Percentage with a Dental Visit in the Past 12 Months



Percentage of Medicaid Children Who Received a Sealant on a Permanent Molar in 2013

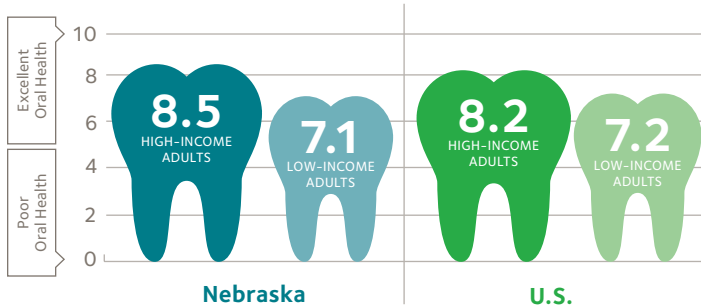


21%

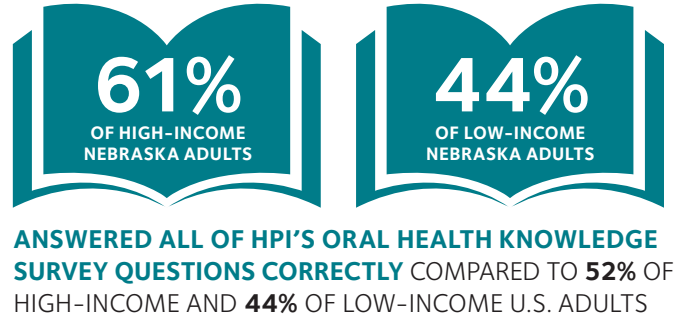
OF NEBRASKA MEDICAID CHILDREN 6 THROUGH 14 YEARS OLD RECEIVED A SEALANT ON A PERMANENT MOLAR IN 2013, COMPARED TO 14% NATIONALLY

Oral Health Care System: Nebraska

Oral Health Status Index Among Adults in 2015



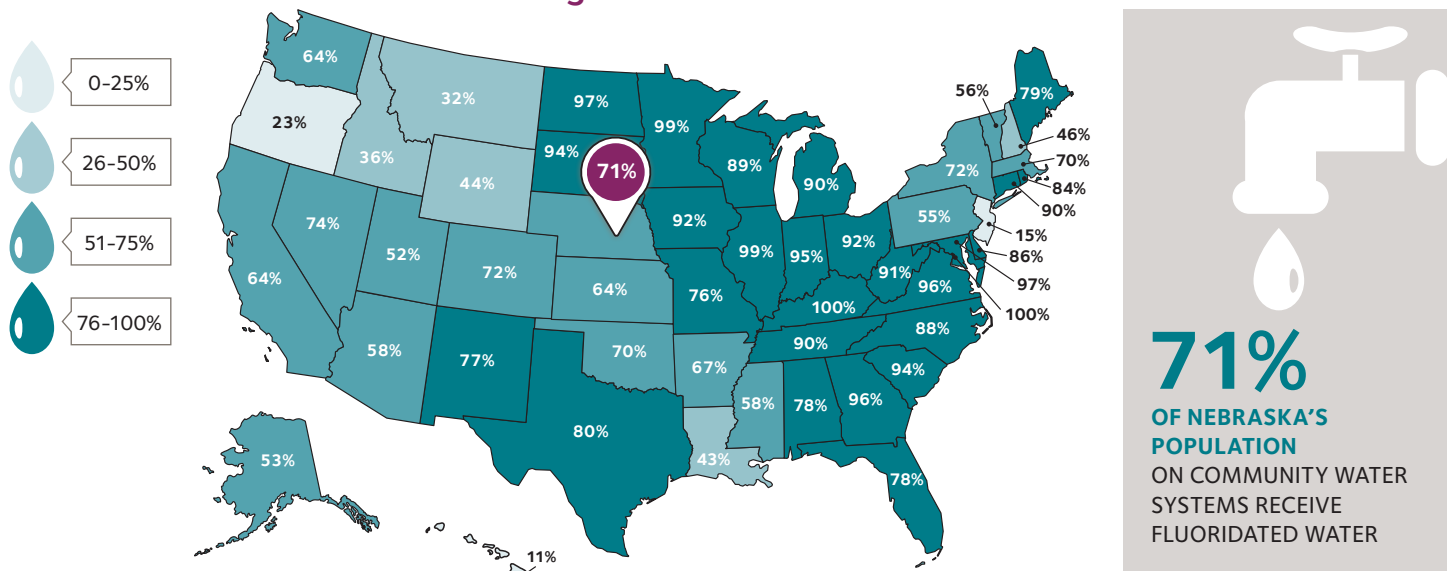
Oral Health Knowledge Index Among Adults in 2015



Oral Health Attitude Index Among Adults in 2015



Percentage of Population on Community Water Systems Receiving Fluoridated Water in 2012

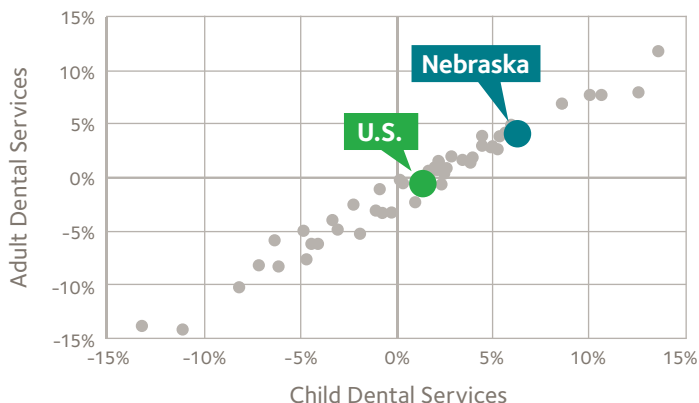


Oral Health Care System: Nebraska

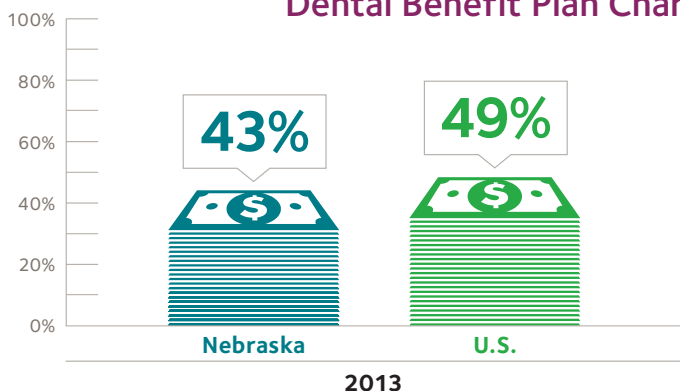
Change in Private Dental Benefit Plan Charges Between 2003 and 2013

CHANGE IN PRIVATE DENTAL BENEFIT PLAN CHARGES BETWEEN 2003 AND 2013

	CHILD	ADULT
NEBRASKA	6.3%	4.0%
U.S.	1.2%	-0.6%

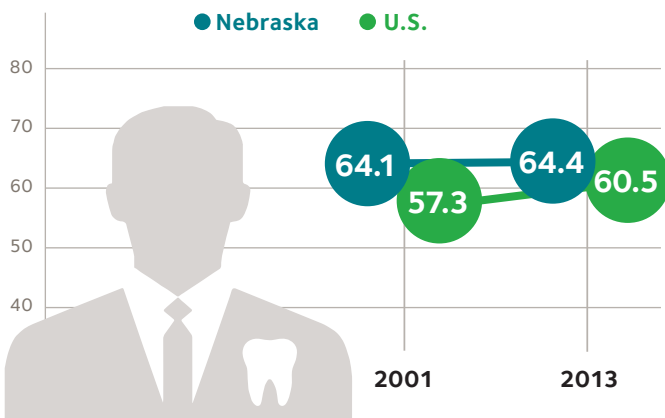


Medicaid Fee-for-Service Reimbursement as a Percentage of Private Dental Benefit Plan Charges for Child Dental Services



BETWEEN 2003 AND 2013 REIMBURSEMENT RATES FOR CHILD DENTAL SERVICES IN MEDICAID **decreased 24.1% in Nebraska**

Number of Dentists per 100,000 Population



Percentage of Dentists Participating in Medicaid for Child Dental Services in 2014

