

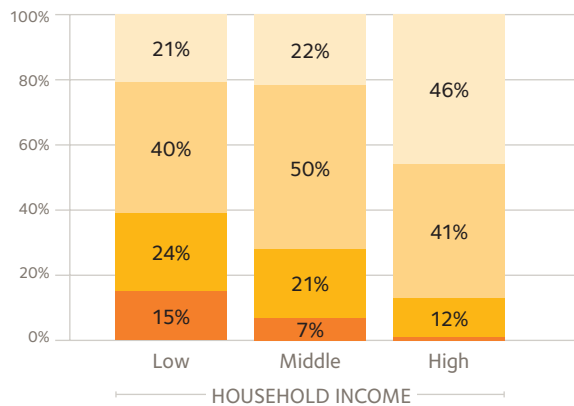
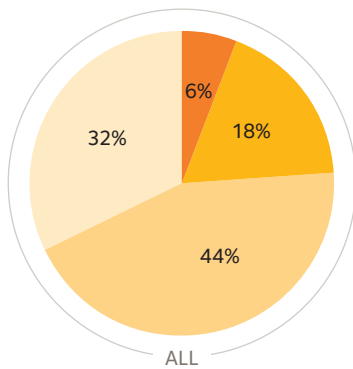
Oral Health and Well-Being in Rhode Island

How do adults in Rhode Island view their oral health?

This fact sheet summarizes select data on self-reported oral health status, attitudes and dental care utilization among Rhode Island adults as of 2015, by income level, based on an innovative household survey. For methods and sources, visit ADA.org/statefacts. For more information on the ADA Health Policy Institute, visit ADA.org/HPI.

Overall Condition of Mouth and Teeth

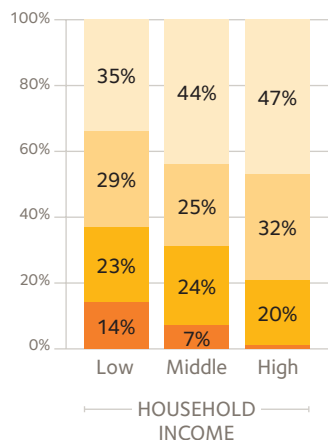
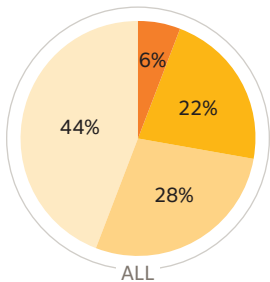
VERY GOOD
GOOD
FAIR
POOR



15% of low income adults say their mouth and teeth are in poor condition.

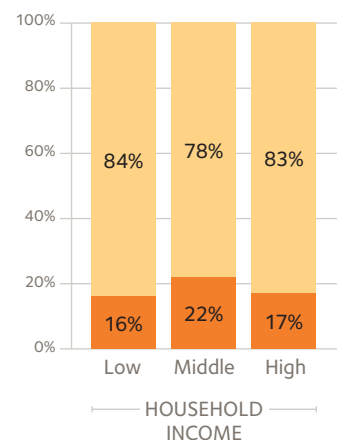
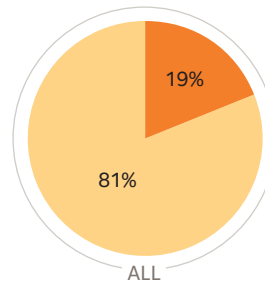
Life in General is Less Satisfying Due to Condition of Mouth and Teeth

NEVER
RARELY
OCCASIONALLY
VERY OFTEN



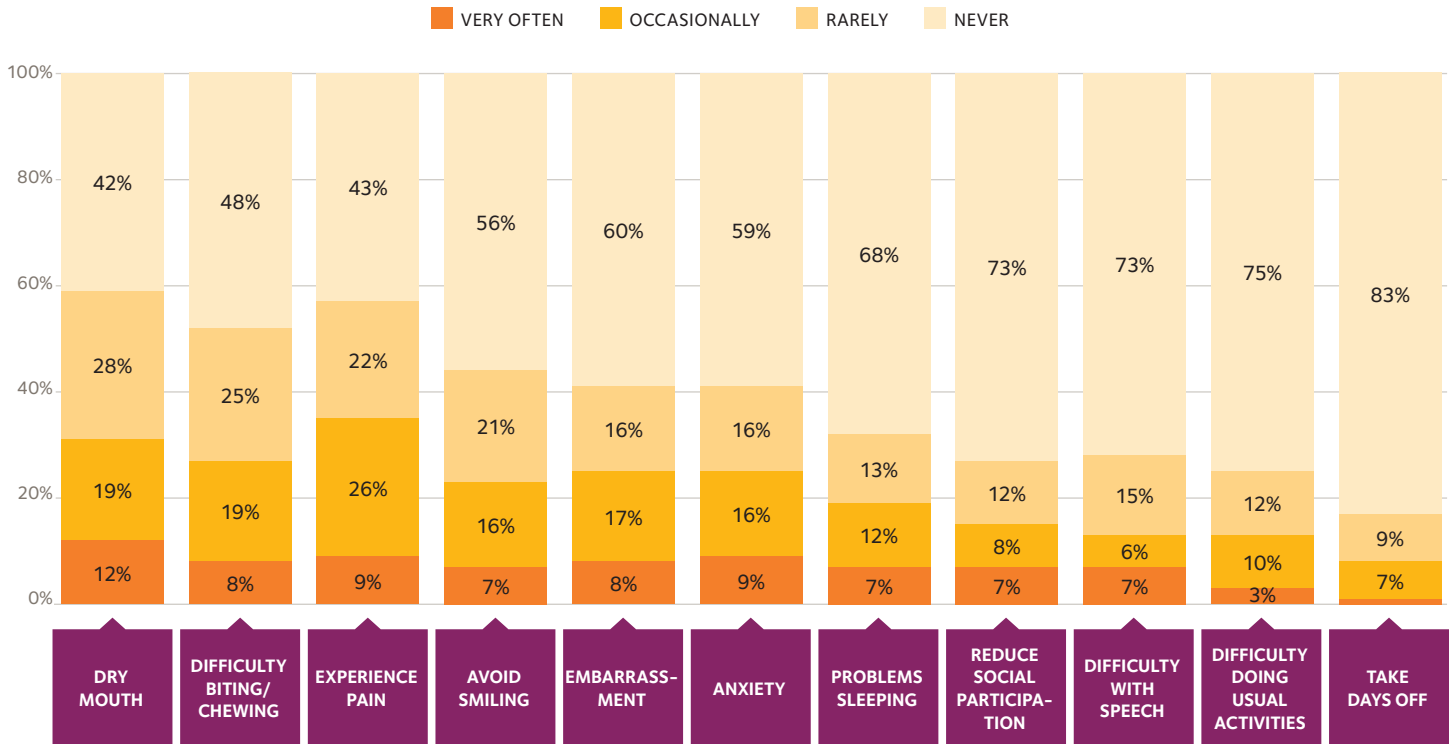
Appearance of Mouth and Teeth Affects Ability to Interview for a Job

YES
NO



Oral Health and Well-Being in Rhode Island

How Often Have You Experienced the Following Problems in the Last 12 Months Due to the Condition of Your Mouth and Teeth?



23%

of adults **avoid smiling** due to the condition of their mouth and teeth.



1 in 4

adults **feel embarrassment** due to the condition of their mouth and teeth.

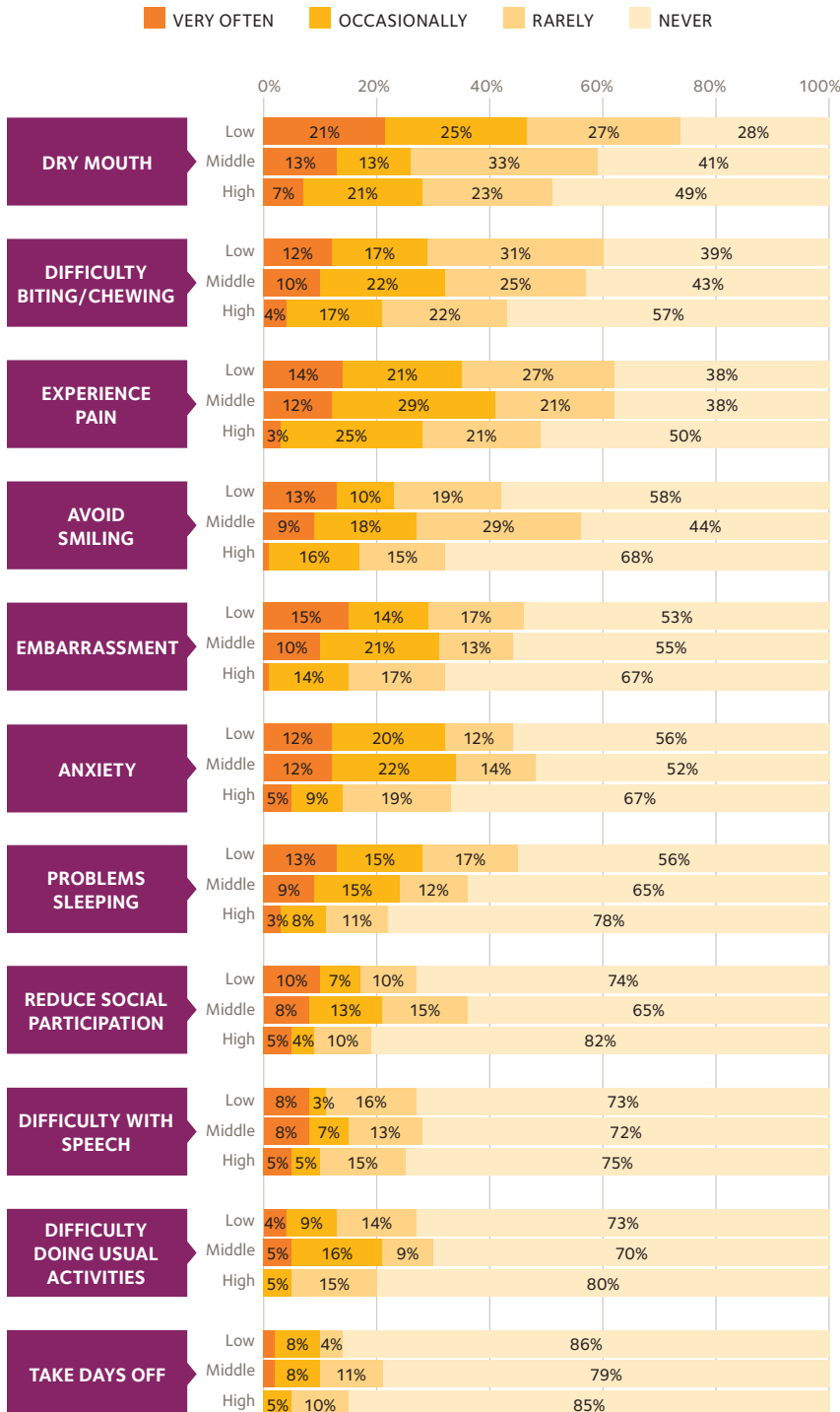


1 in 4

adults **experience anxiety** due to the condition of their mouth and teeth.

Oral Health and Well-Being in Rhode Island

Problems Due to Condition of Mouth and Teeth, by Household Income



Middle income adults are most likely to report having problems due to the condition of their mouth and teeth.



The top oral health problem for middle income adults is experiencing pain.



23% of low income adults avoid smiling due to the condition of their mouth and teeth.



28% of high income adults experience pain due to the condition of their mouth and teeth.



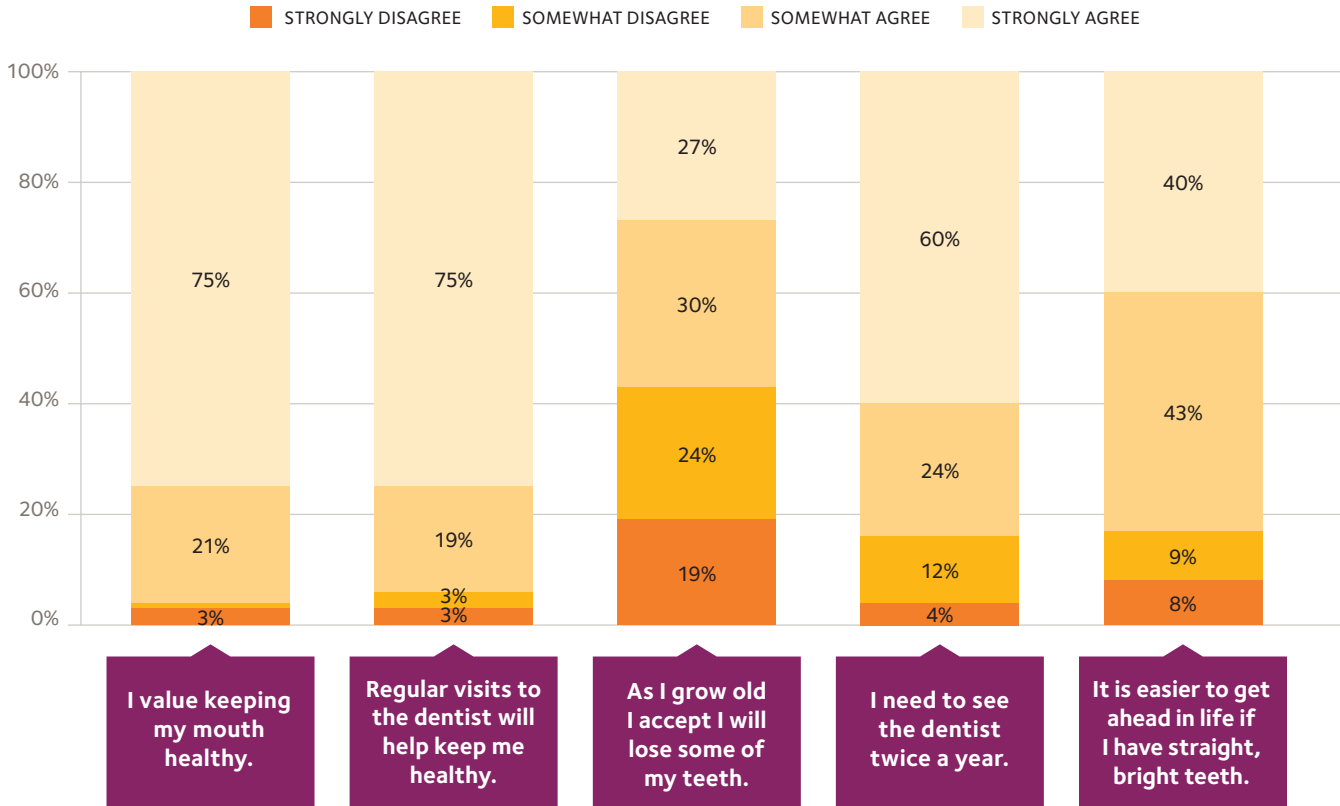
31% of middle income adults feel embarrassment due to the condition of their mouth and teeth.



17% of low income adults reduce participation in social activities due to the condition of their mouth and teeth.

Oral Health and Well-Being in Rhode Island

Attitudes Toward Oral Health and Dental Care




96%
value oral health.



84%
feel they need to visit the dentist twice per year.

"I accept I will lose some teeth with age."



94%
agree regular dental visits keep them healthy.



83%
believe straight, bright teeth help you get ahead in life.



71%
low income adults



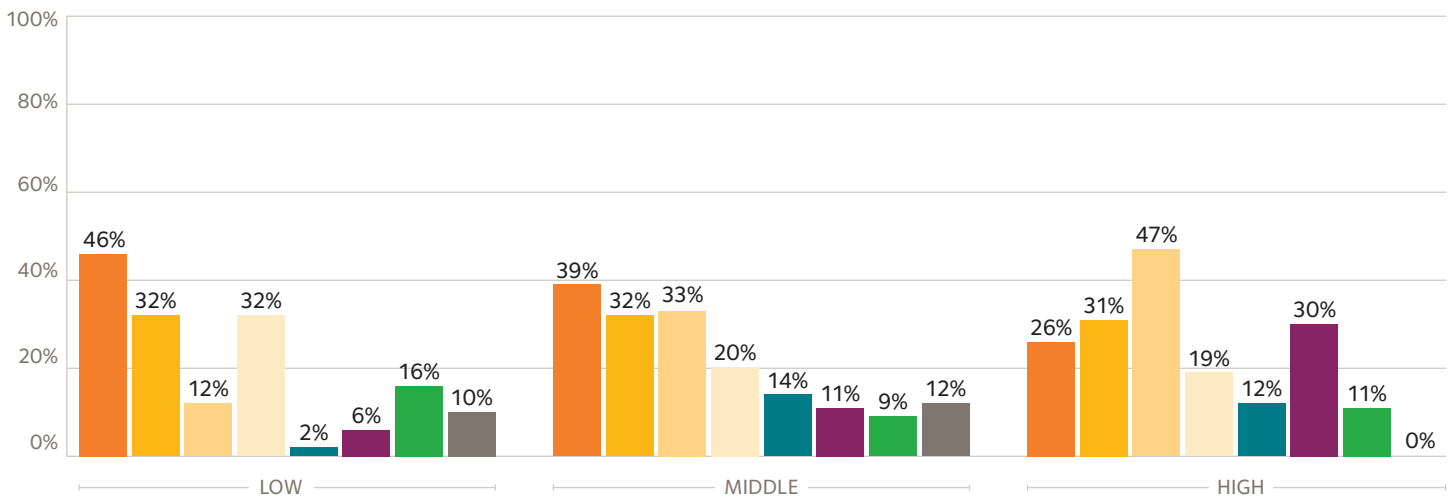
50%
high income adults

Oral Health and Well-Being in Rhode Island

Reasons for Not Visiting the Dentist More Frequently, Among Those Without a Visit in the Last 12 Months



Household Income



32% of low income adults cite fear or trouble finding a dentist as reasons not to visit the dentist.

33% of middle income adults cite inconvenient location or time as a reason not to visit the dentist.

47% of high income adults cite inconvenient location or time as a reason not to visit the dentist.