

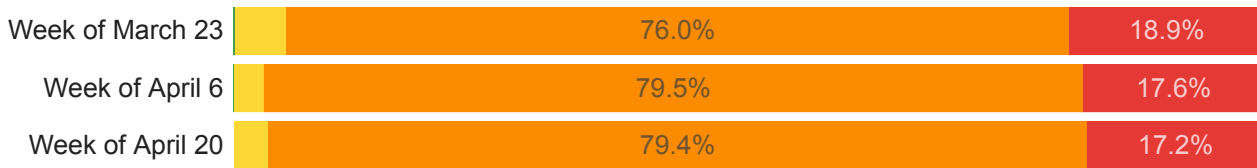
The COVID-19 pandemic is unprecedented. To better understand the impacting on dental practices, the ADA Health Policy Institute launched an innovative tracking poll. For the initial wave over the week of March 23, 2020, we invited nearly 70,000 dentists from across the U.S. to participate in our poll and received over 19,000 responses.

Dentists were also invited to join a panel in which they will complete a survey every other week; over 12,000 opted to participate. Below are the latest results from this study, featuring time series for the weeks of March 23, April 6, and April 20, with breakouts for general practitioners and the six largest specialties (oral surgeons, orthodontists, endodontists, pediatric dentists, periodontists, and prosthodontists)

For more information contact hpi@ada.org.

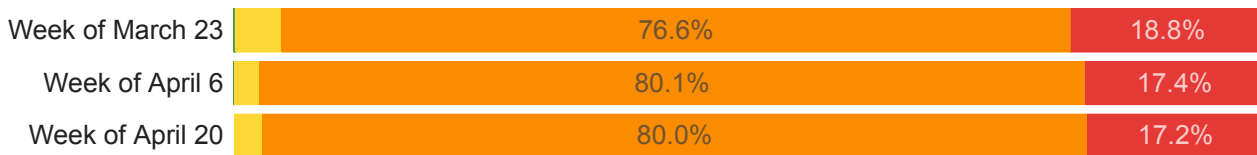
What is the current status of your dental practice?

ALL RESPONDENTS



- Open and business as usual
- Open but lower patient volume than usual
- Closed but seeing emergency patients only
- Closed and not seeing any patients

GENERAL PRACTITIONERS



- Open and business as usual
- Open but lower patient volume than usual
- Closed but seeing emergency patients only
- Closed and not seeing any patients

What is the current status of your dental practice? (continued)

ORAL SURGEONS



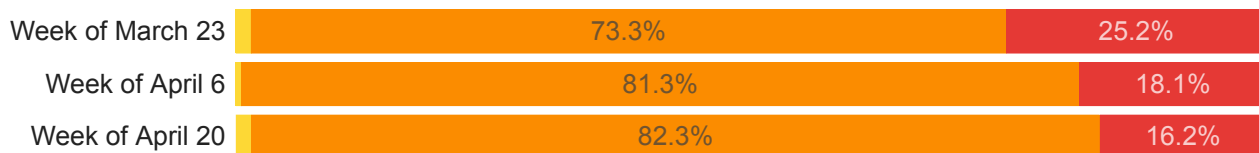
- Open and business as usual
- Open but lower patient volume than usual
- Closed but seeing emergency patients only
- Closed and not seeing any patients

ENDODONTISTS



- Open and business as usual
- Open but lower patient volume than usual
- Closed but seeing emergency patients only
- Closed and not seeing any patients


ORTHODONTISTS



- Open and business as usual
- Open but lower patient volume than usual
- Closed but seeing emergency patients only
- Closed and not seeing any patients

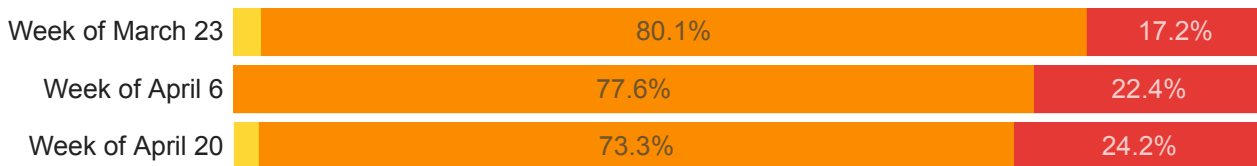
What is the current status of your dental practice? (continued)

PEDIATRIC DENTISTS



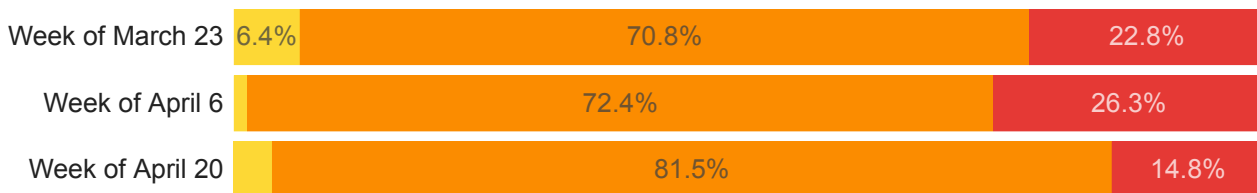
- Open and business as usual
- Open but lower patient volume than usual
- Closed but seeing emergency patients only
- Closed and not seeing any patients

PERIODONTISTS



- Open and business as usual
- Open but lower patient volume than usual
- Closed but seeing emergency patients only
- Closed and not seeing any patients

PROSTHODONTISTS




- Open and business as usual
- Open but lower patient volume than usual
- Closed but seeing emergency patients only
- Closed and not seeing any patients

How does this week compare to what is typical in your practice, in terms of... *


ALL RESPONDENTS

Total Patient Volume



● Less than 5% ● 5-10% ● 11-24% ● 25-50% ● 51-75% ● 76% or more

Volume of Total Collections




● Less than 5% ● 5-10% ● 11-24% ● 25-50% ● 51-75% ● 76% or more

*NOTE: This question did not appear to respondents who selected "Closed and not seeing any patients" in previous question. Also, results for Week of March 23 are not shown due to a revision to the question.

How does this week compare to what is typical in your practice, in terms of... (continued)


GENERAL PRACTITIONERS

Total Patient Volume



● Less than 5% ● 5-10% ● 11-24% ● 25-50% ● 51-75% ● 76% or more

Volume of Total Collections



● Less than 5% ● 5-10% ● 11-24% ● 25-50% ● 51-75% ● 76% or more

How does this week compare to what is typical in your practice, in terms of... (continued)

ORAL SURGEONS

Total Patient Volume



● Less than 5% ● 5-10% ● 11-24% ● 25-50% ● 51-75% ● 76% or more

Volume of Total Collections




● Less than 5% ● 5-10% ● 11-24% ● 25-50% ● 51-75% ● 76% or more

How does this week compare to what is typical in your practice, in terms of... (continued)

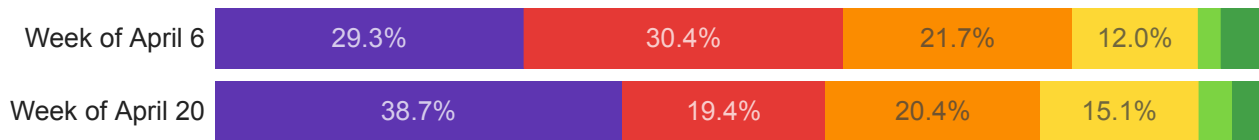
ENDODONTISTS

Total Patient Volume



● Less than 5% ● 5-10% ● 11-24% ● 25-50% ● 51-75% ● 76% or more

Volume of Total Collections




● Less than 5% ● 5-10% ● 11-24% ● 25-50% ● 51-75% ● 76% or more

How does this week compare to what is typical in your practice, in terms of... (continued)


ORTHODONTISTS

Total Patient Volume



● Less than 5% ● 5-10% ● 11-24% ● 25-50% ● 51-75% ● 76% or more

Volume of Total Collections




● Less than 5% ● 5-10% ● 11-24% ● 25-50% ● 51-75% ● 76% or more

How does this week compare to what is typical in your practice, in terms of... (continued)


PEDIATRIC DENTISTS

Total Patient Volume



● Less than 5% ● 5-10% ● 11-24% ● 25-50% ● 51-75% ● 76% or more

Volume of Total Collections




● Less than 5% ● 5-10% ● 11-24% ● 25-50% ● 51-75% ● 76% or more

How does this week compare to what is typical in your practice, in terms of ... (continued)


PERIODONTISTS

Total Patient Volume



● Less than 5% ● 5-10% ● 11-24% ● 25-50% ● 51-75% ● 76% or more

Volume of Total Collections

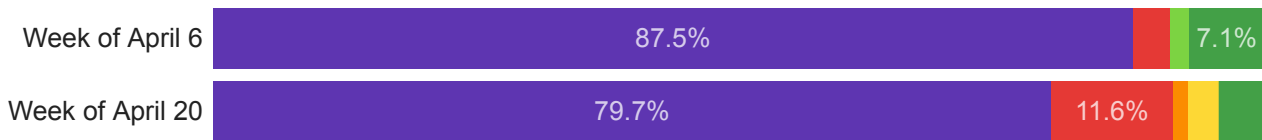


● Less than 5% ● 5-10% ● 11-24% ● 25-50% ● 51-75% ● 76% or more

How does this week compare to what is typical in your practice, in terms of... (continued)

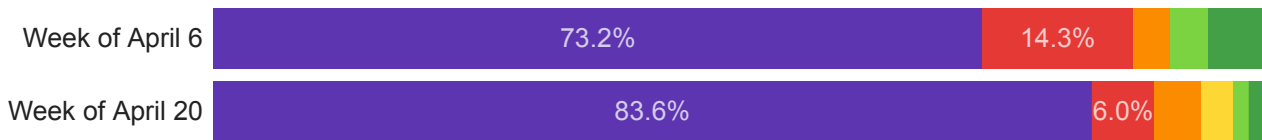
PROSTHODONTISTS

Total Patient Volume



● Less than 5% ● 5-10% ● 11-24% ● 25-50% ● 51-75% ● 76% or more

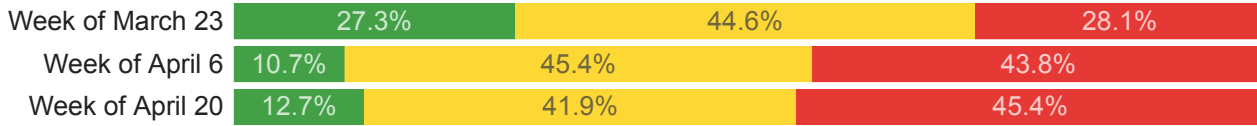
Volume of Total Collections



● Less than 5% ● 5-10% ● 11-24% ● 25-50% ● 51-75% ● 76% or more

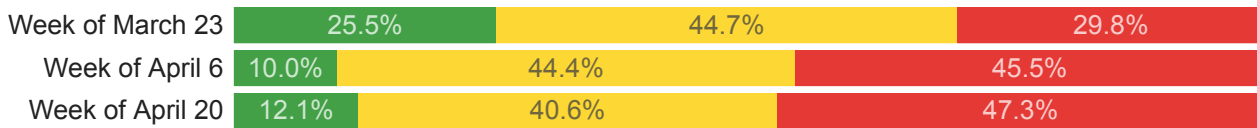
Is your dental practice paying staff this week?

ALL RESPONDENTS



● Yes, fully ● Yes, partially ● Not paying any staff

GENERAL PRACTITIONERS



● Yes, fully ● Yes, partially ● Not paying any staff

ORAL SURGEONS



● Yes, fully ● Yes, partially ● Not paying any staff

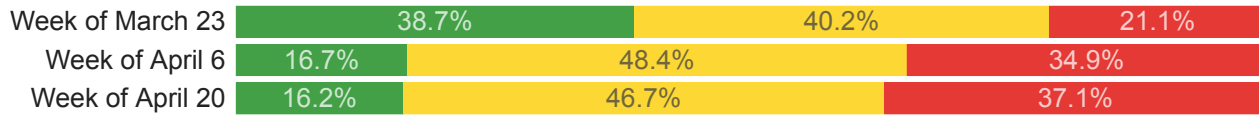
ENDODONTISTS



● Yes, fully ● Yes, partially ● Not paying any staff

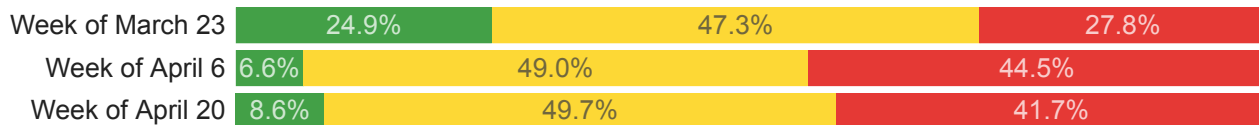
Is your dental practice paying staff this week? (continued)

ORTHODONTISTS



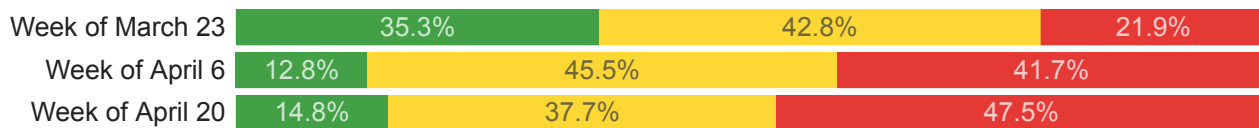
● Yes, fully ● Yes, partially ● Not paying any staff

PEDIATRIC DENTISTS



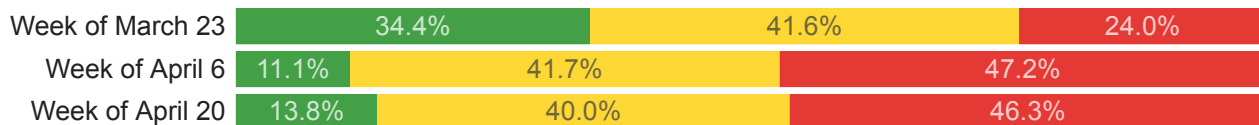
● Yes, fully ● Yes, partially ● Not paying any staff

PERIODONTISTS



● Yes, fully ● Yes, partially ● Not paying any staff

PROSTHODONTISTS



● Yes, fully ● Yes, partially ● Not paying any staff

QUESTIONS OF THE WEEK

The Small Business Administration (SBA) made two significant loan options available to dentists: the Paycheck Protection Program (PPP, also known as a 7(a) loan) and the Economic Injury Disaster Loan (EIDL).

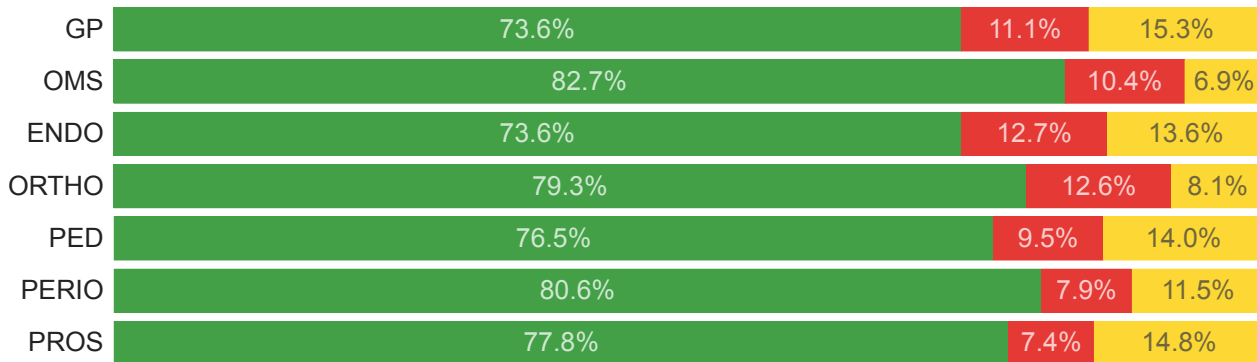
PAYCHECK PROTECTION PROGRAM LOANS

Have you applied for an SBA 7(a) PPP loan?



- Yes, I was able to submit an application [74%]
- I tried to apply, but had trouble finding or working with a lender [11%]
- No [15%]

BY SPECIALTY



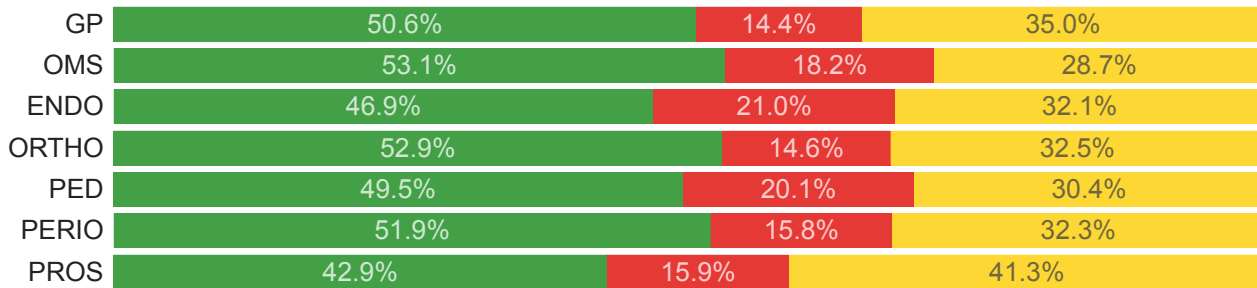
- Yes, I was able to submit an application
- I tried to apply, but had trouble finding or working with a lender
- No/Not eligible/Not applicable

***[If application submitted]* Has your PPP loan application been approved?**



● Yes, it has been approved [50%] ● No, it has not been approved [15%] ● I have not received the decision yet [34%]

BY SPECIALTY

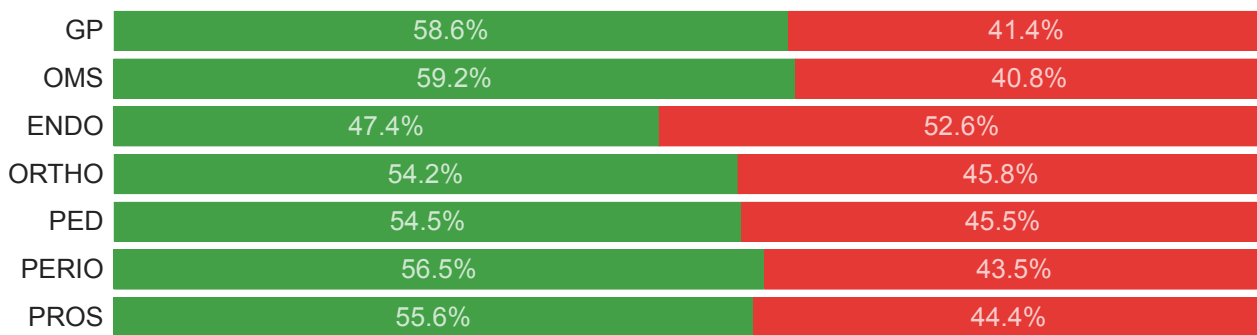


● Yes, it has been approved ● No, it has not been approved ● I have not received the decision yet

***[If application approved]* Have you received the funds from your PPP loan yet?**



BY SPECIALTY



● Yes ● No

QUESTIONS OF THE WEEK (continued)

The Small Business Administration (SBA) made two significant loan options available to dentists: the Paycheck Protection Program (PPP, also known as a 7(a) loan) and the Economic Injury Disaster Loan (EIDL).

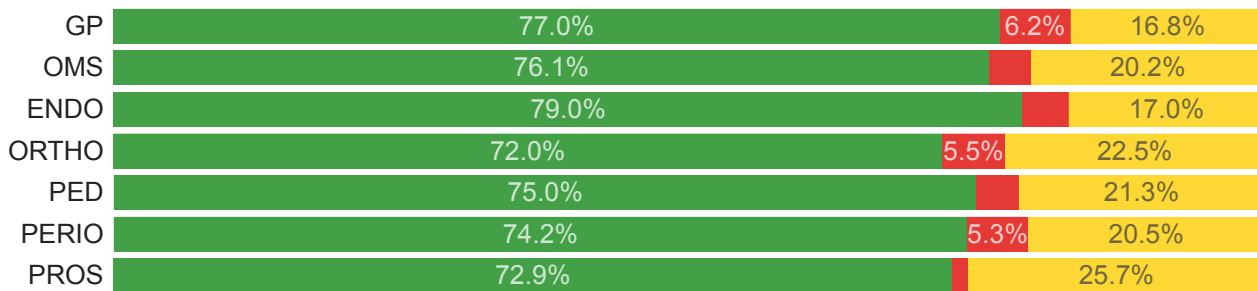
ECONOMIC INJURY DISASTER LOANS

Has your practice applied for an SBA EIDL grant/loan?



- Yes, my practice was able to submit an application [77%]
- My practice tried to apply, but could not access the SBA online application [6%]
- No [18%]

BY SPECIALTY



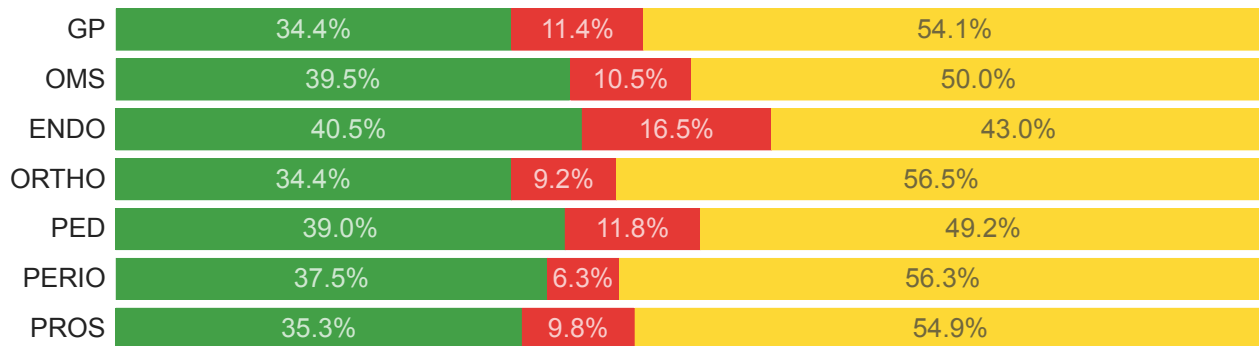
- Yes, my practice was able to submit an application
- My practice tried to apply, but could not access the SBA online application
- No/Not eligible/Not applicable

[If application submitted] Has your practice's EIDL grant/loan application been approved?



● Yes, it has been approved [35%] ● No, it has not been approved [11%] ● I have not received the decision yet [54%]

BY SPECIALTY

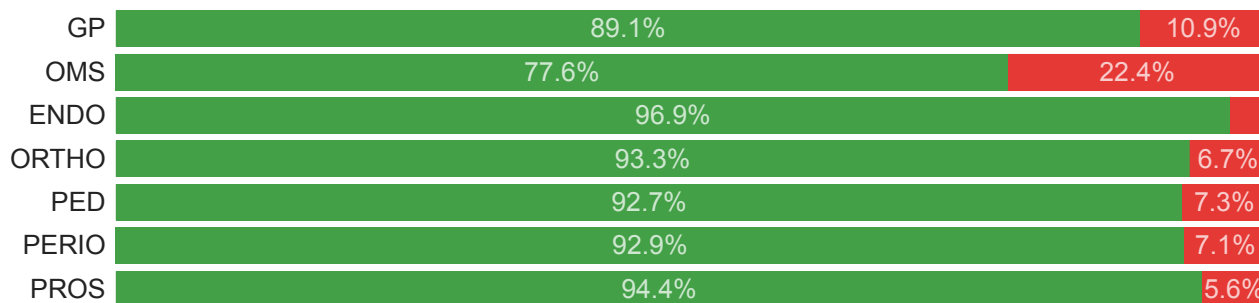


● Yes, it has been approved ● No, it has not been approved ● I have not received the decision yet

[If application approved] Has your practice received the funds from its EIDL grant/loan yet?



BY SPECIALTY



● Yes ● No

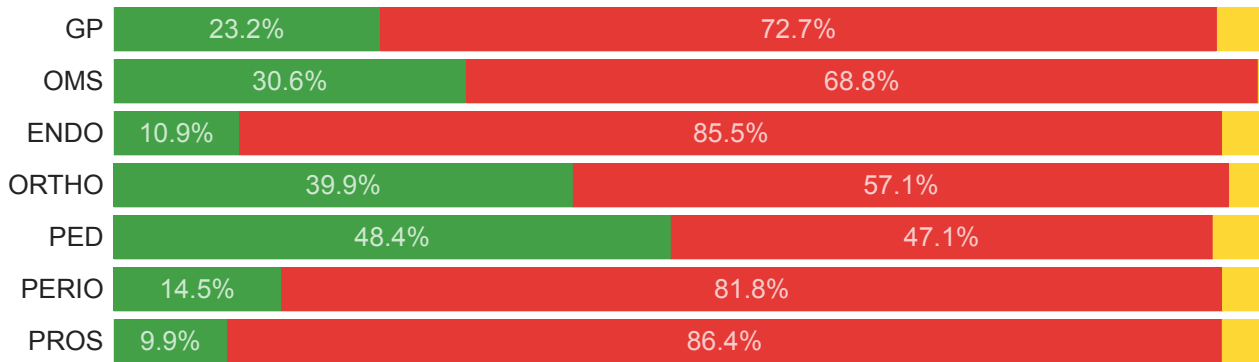
QUESTIONS OF THE WEEK (continued)

Is your practice currently using virtual technology/telecommunications to conduct remote problem-focused evaluations (CDT Code D0140)?



● Yes [25%] ● No [71%] ● Not sure [4%]

BY SPECIALTY



● Yes ● No ● Not sure

Responses by Specialty

Specialty	Week of March 23	Week of April 6	Week of April 20
General Practitioner	15,469	5,042	5,475
Oral Surgeon	532	144	173
Endodontist	425	111	110
Orthodontist	820	193	198
Pediatric Dentist	1,013	346	378
Periodontist	493	161	165
Prosthodontist	250	76	81