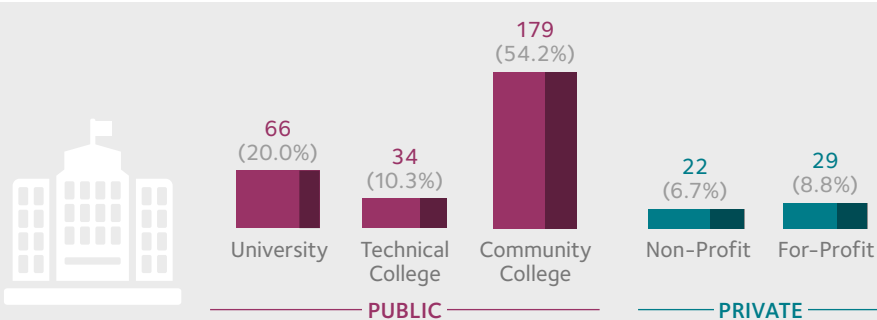
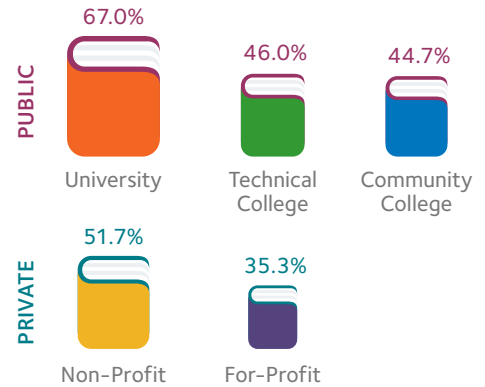


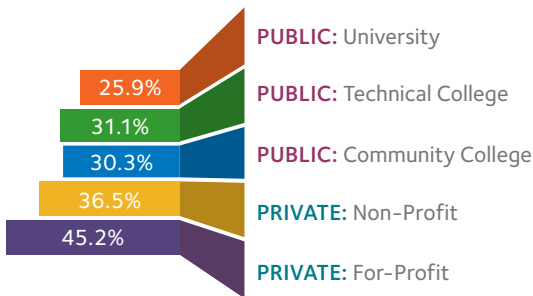
Dental Hygiene Student Characteristics by Type of Sponsoring Institution



USING DATA FROM THE 2017-18 SURVEY OF DENTAL HYGIENE EDUCATION PROGRAMS, we examined student characteristics by type of sponsoring institution. Five different types of programs are compared in this infographic, three of which are public (those at a University, Technical College, or Community College), and two of which are private (non-profit and for-profit).

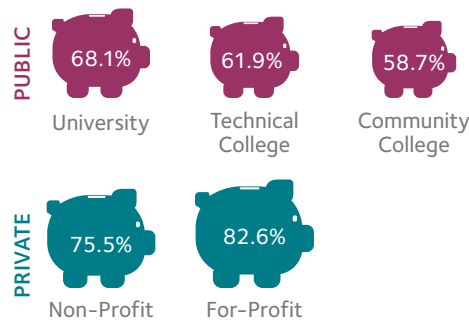


THE PERCENTAGE OF FIRST-YEAR STUDENTS UNDER 24 was highest at public universities, while private for-profit programs had the highest percentage 24 or older.

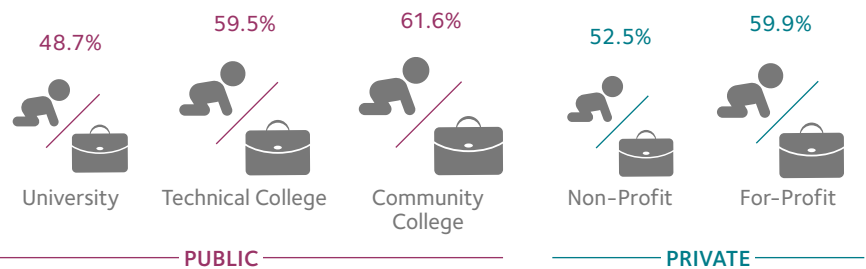


THE PERCENTAGE OF NON-WHITE¹ FIRST-YEAR STUDENTS was lower at all three types of public institutions than either type of private institution.

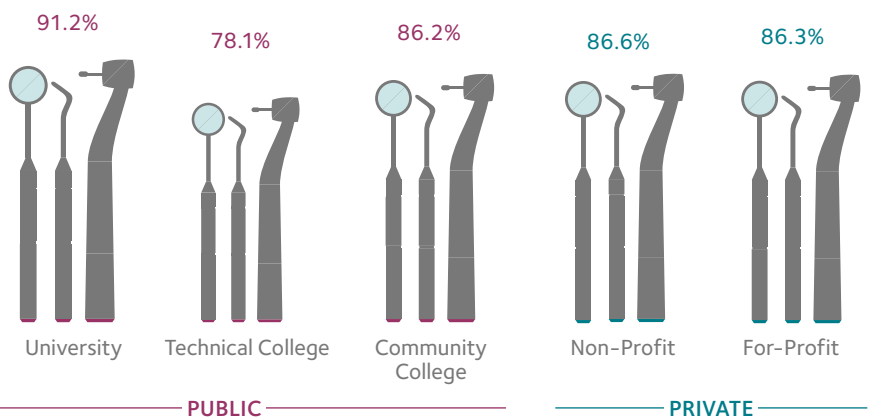
¹ Includes first-year students who reported as Asian, Hispanic, Black or African-American, American Indian or Alaska Native, Native Hawaiian or other Pacific Islander, and those reporting two or more races.



THE MAJORITY OF STUDENTS RECEIVE FINANCIAL AID at each type of program, with students at private, for-profit schools most likely to have it.



STUDENTS WITH JOB OR FAMILY CARE RESPONSIBILITIES are common, regardless of the type of institution; between nearly one-half and three-fifths of students at each type of school have them.



PARTICIPATION IN A DENTAL-RELATED ACTIVITY among members of the 2016 graduating class was similarly high, regardless of the type of institution.

Source: American Dental Association, Health Policy Institute, 2017-18 Survey of Allied Dental Education: Report 1 – Dental Hygiene Education Programs.