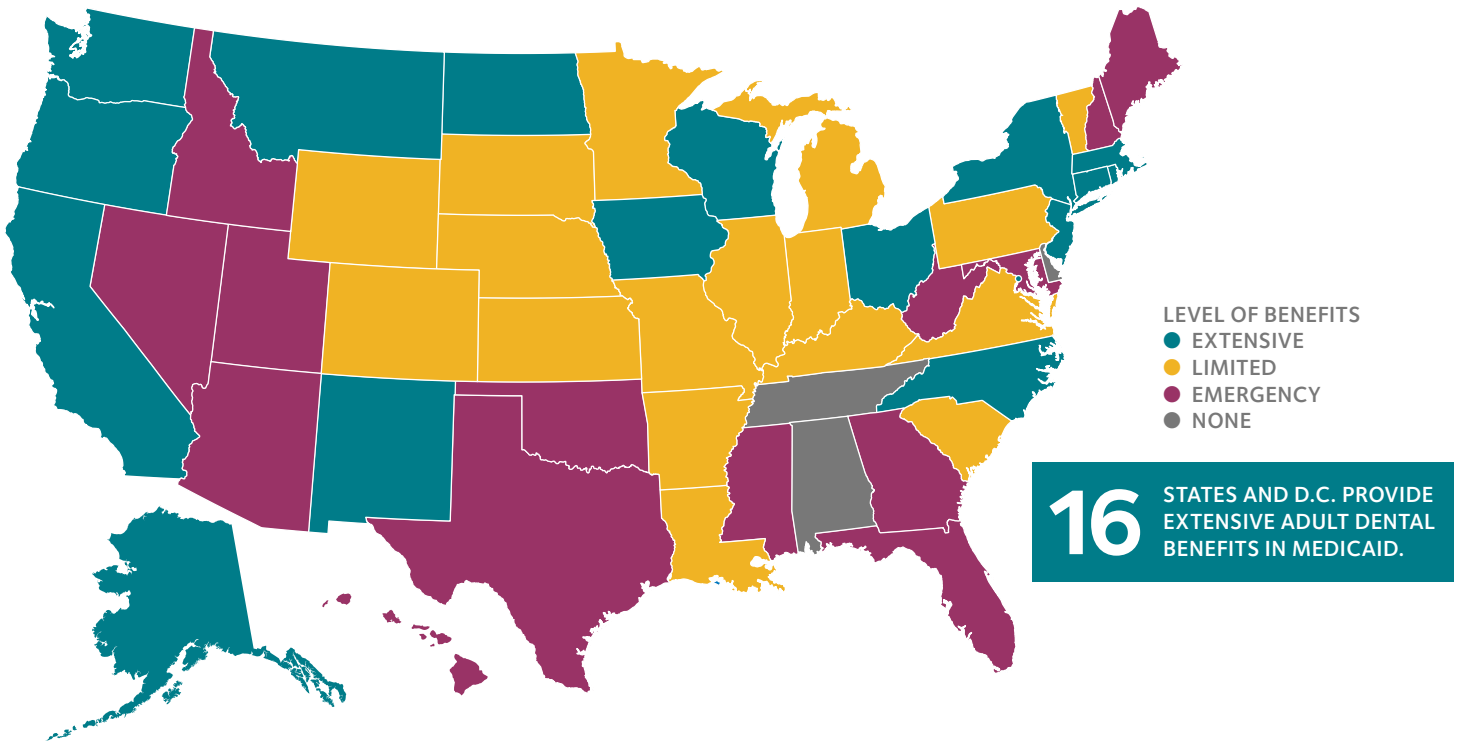
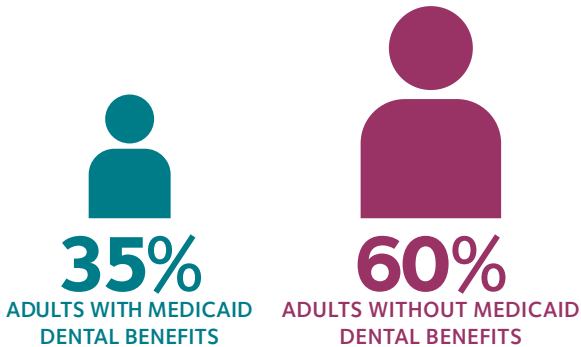


Oral Health and Well-Being Among Medicaid Adults by Type of Medicaid Dental Benefit

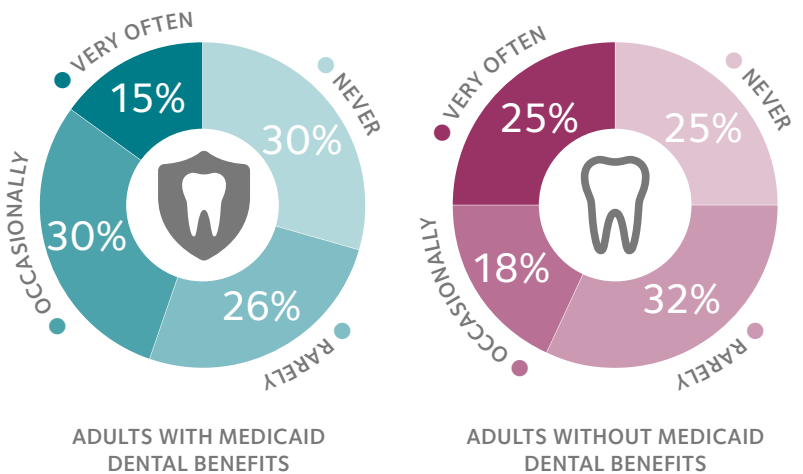
MEDICAID ADULT DENTAL BENEFIT LEVELS IN THE UNITED STATES, 2018



“The appearance of my mouth and teeth affects my ability to interview for a job.”



“LIFE IN GENERAL IS LESS SATISFYING DUE TO CONDITION OF MOUTH AND TEETH”



Sources: U.S. map data are based on Center for Health Care Strategies, Inc. Medicaid Adult Dental Benefits: An Overview. Fact Sheet January 2018. Available from: https://www.chcs.org/media/Adult-Oral-Health-Fact-Sheet_011618.pdf. Accessed April 5, 2018. All other figures are based on ADA Health Policy Institute analysis of 2015 Harris Poll survey data, including only adults who indicated that they obtained insurance for 2015 through Medicaid. In 2015, Colorado and Illinois had extensive benefits, D.C. and New Jersey had limited benefits, and Kansas, Louisiana, Missouri, Montana, Virginia had emergency benefits. We combined limited and extensive dental benefits into a single benefit category, adults with Medicaid dental benefits. We also combined emergency and no dental benefits into a single benefit category, adults without Medicaid dental benefits. For detailed survey methodology, visit ADA.org/statefacts and see the Oral Health & Well-Being in the United States project.