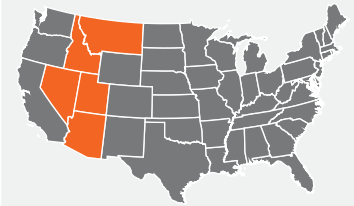
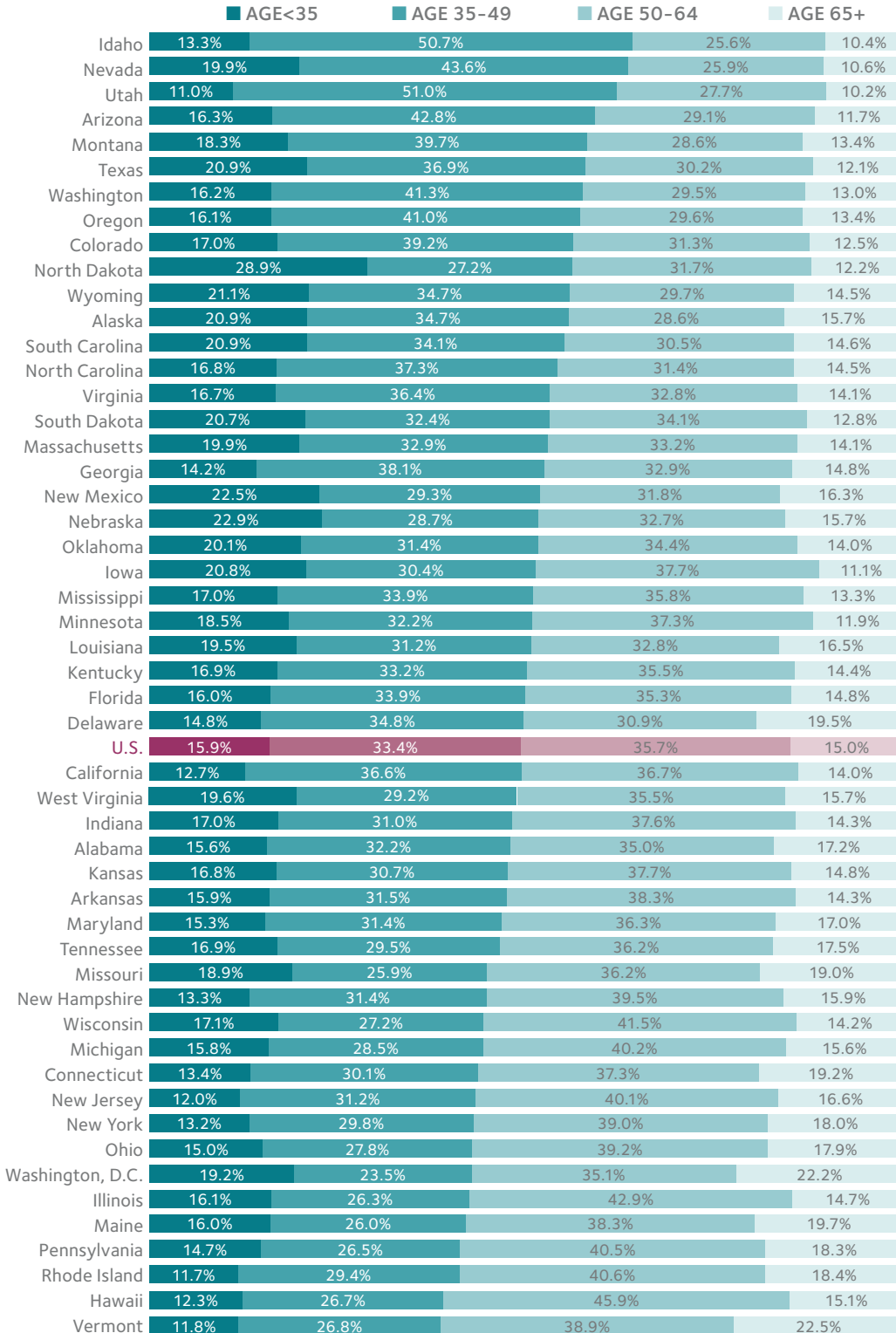


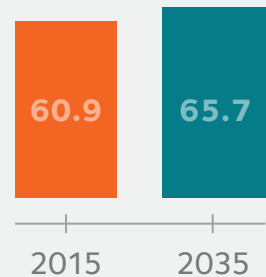
U.S. Dentist Workforce by Age Group



THE FIVE STATES with the highest shares of dentists younger than 50 are on or west of the Rockies (Idaho, Nevada, Utah, Arizona, Montana)



DENTISTS' AVERAGE RETIREMENT AGE WAS 69 IN 2015*



WE PROJECT THE SUPPLY OF DENTISTS per 100,000 population to increase from 60.9 (2015) to 65.7 (2035)*

Source: ADA Health Policy Institute analysis of ADA masterfile, end-of-year 2015.

*Munson B., Vujcic M. Number of practicing dentists per capita in the United States will grow steadily. *Health Policy Institute Research Brief*. American Dental Association. June 2016 (Revised).