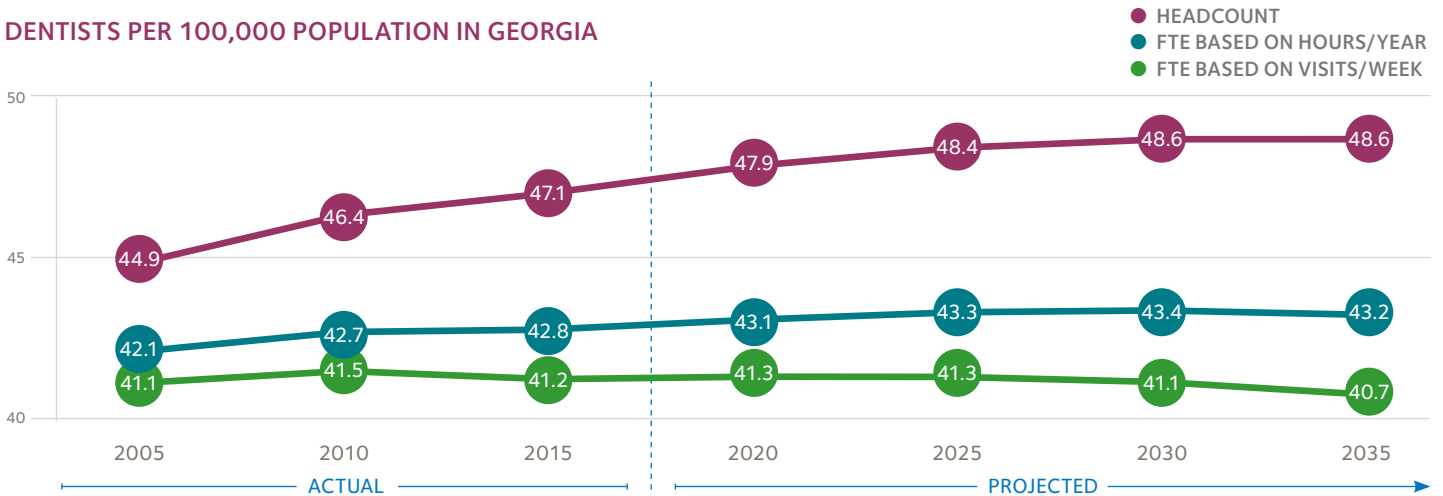
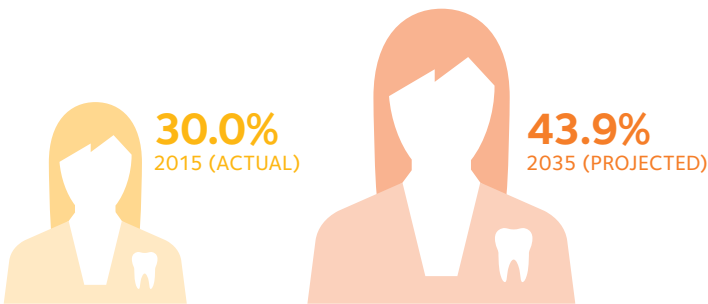




## DENTISTS PER 100,000 POPULATION IN GEORGIA

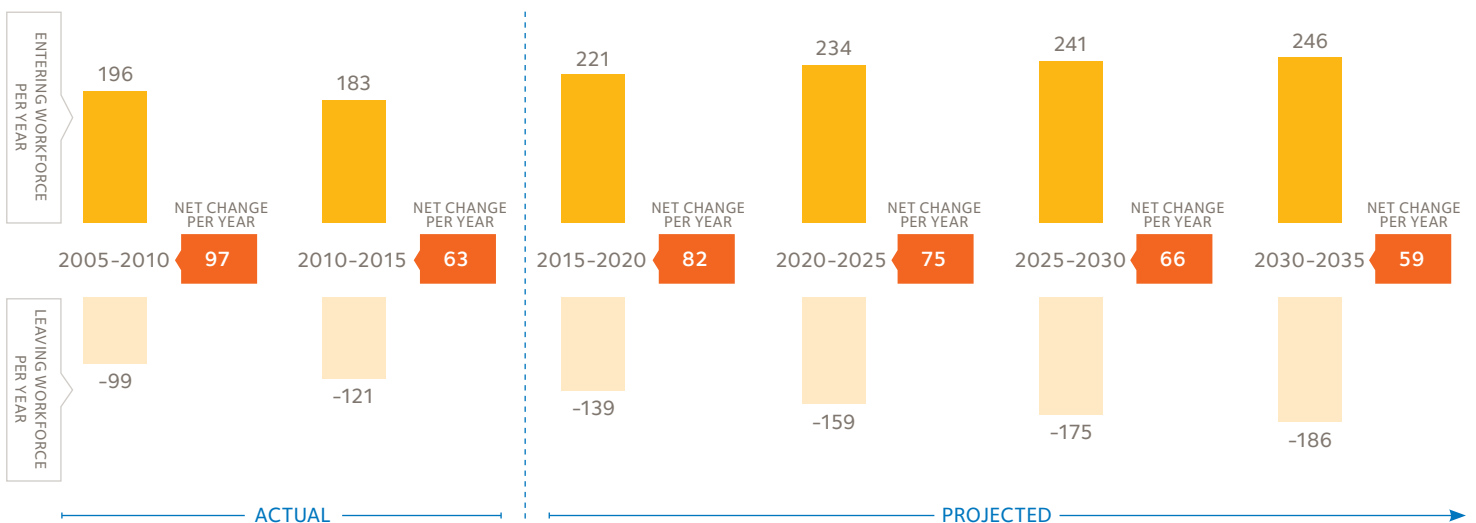


## PERCENTAGE OF GEORGIA DENTISTS THAT ARE FEMALE



**THE PROJECTED SUPPLY OF DENTISTS IN GEORGIA WILL INCREASE** but will remain stable after adjusting for dentist hours worked and patient visits

## AVERAGE ANNUAL INFLOWS TO AND OUTFLOWS FROM DENTIST WORKFORCE IN GEORGIA



**Sources:** ADA Health Policy Institute analysis of ADA masterfile; ADA Survey of Dental Practice; ADA Survey of Dental Education; U.S. Census Bureau, Intercensal Estimates and National Population Projections. **Notes:** Data for 2005 through 2015 are based on the ADA masterfile. Results after 2015 are projected. Assumes (a.) U.S. total annual dental school graduates will increase until 2020 and then remain constant (b.) future outflow rates are same as 2010-15 historical percentages. See **detailed methods**.