

## Table of Contents

	Page
<b>About This Study</b>	2
Results for the questions below are reported in two sections:	
<ul style="list-style-type: none"> <li><b>All Respondents Combined</b> includes overall results for all respondents.</li> <li><b>Select Breakout of Results</b> includes results by ownership status, DSO affiliation, practice size, geography, sex, age, &amp; race/ethnicity.</li> </ul>	
	<div style="display: flex; justify-content: space-around;"> <span><b>All Respondents Combined</b></span> <span><b>Select Breakouts of Results</b></span> </div>
Looking ahead to the next six months, how confident are you in the recovery of: (Your particular dental practice, The dental care sector in general, The U.S. economy)	3 9
How full was your dental practice's appointment schedule last week?	3 16
Which of the following factors prevented your dental practice's appointment schedule from reaching 100% last week? (Patient cancellations, Not enough patients making appointments, Trouble filling vacant staff positions, COVID safety protocols, Other)	4 16
[Owners only] Currently, how many business days does the average <i>patient of record</i> have to wait for an appointment (excluding emergencies)?	5 30
[Owners only] Currently, how many business days does the average <i>new patient</i> have to wait for an initial appointment (excluding emergencies)?	5 30
Have you recently or are you currently recruiting any of the following positions in your dental practice? (Dental hygienists, Dental assistants, Dentists, Administrative staff)	6 36
How challenging has it been to recruit the position(s) below? (Dental hygienists, Dental assistants, Dentists, Administrative staff)	6 36
Have you ever received any patient reviews online?	7 48
[If yes] Have you ever responded to an online patient review (i.e., included a reply in the review)?	7 51
[If yes] Have you ever been unable to respond to an online review due to HIPPA regulations?	7 53
Do you have plans to do any of the following in 2023? (Check all that apply.)	8 55
[If plan to affiliate with large group or DSO] Please indicate the approximate number of locations in the group practice or DSO with which you plan to affiliate in 2023.	8
<b>Number of Responses by Wave/by Group</b>	64

## About This Study

To better understand the economic and operational conditions in dental practices and public health clinics over time, and to measure the impact of the COVID-19 pandemic and other emerging issues in dentistry, the ADA Health Policy Institute launched a tracking poll in January 2022. For the initial wave over the week of January 17, 2022, we invited nearly 80,000 dentists from across the U.S. to join a panel in which they will complete a survey once a month; over 3,000 have opted to participate. The number of respondents in each wave, along with the number of responses in each reporting category in the current wave, can be found at the end of this report.

Below are the results from the latest wave of this study, the week of December 12, for dentists working in private dental practices. The report includes breakouts by ownership status, DSO affiliation, practice size, geographic location, sex, age group, and race/ethnicity. Unless noted otherwise, charts reflect the results from the latest wave of data collection. **Please note that we only include graphics representing at least 30 responses.** Because of this, we were not able to include results for respondents in the following categories: under age 35, large group (10+ dentists) and Black. The number of respondents by demographics can be found at the end of this report.

This report was published in December 2022 by the American Dental Association's Health Policy Institute.

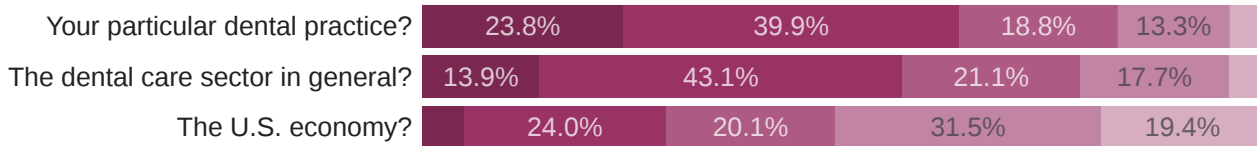
211 E. Chicago Avenue  
Chicago, Illinois 60611  
312.440.2928  
[hpi@ada.org](mailto:hpi@ada.org)

For more information on other publications, products and services, please visit our website, [ADA.org/HPI](https://ADA.org/HPI).

**All Respondents**

**Looking ahead to the next six months, how confident are you in the recovery of:**

1138 Responses



- Very confident
- Somewhat confident
- Neither confident nor skeptical
- Somewhat skeptical
- Very skeptical

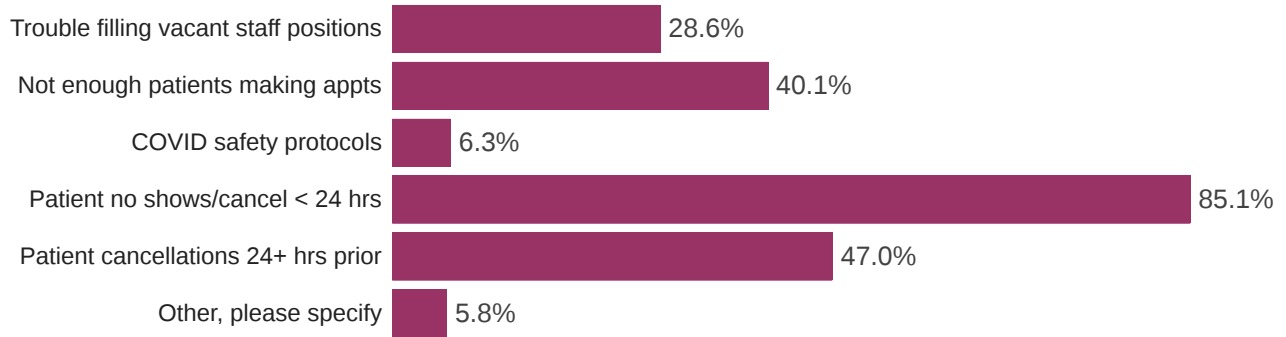
**How full was your dental practice's appointment schedule last week?**



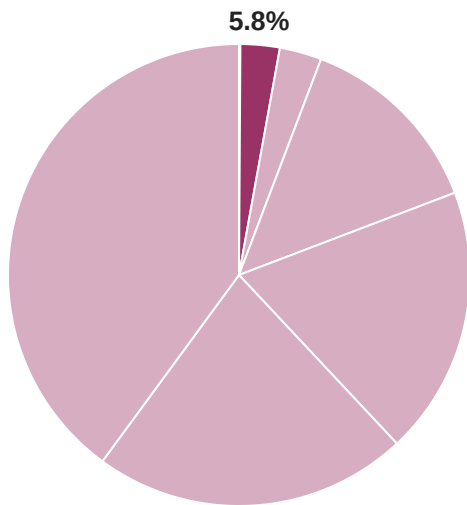
- Mean % of appointment schedule filled

**Which of the following factors prevented your dental practice’s appointment schedule from reaching 100% last week? (Select all that apply.)**

958 Responses



56 respondents (5.8%) selected "other, please specify." Their responses are categorized below.



Other, please specify:	Percentage of Responses
STAFF OUT WITH COVID/QUARANTINE/OTHER ILLNESS	28.6%
PATIENTS POSTPONING TREATMENT DUE TO COST	14.3%
STAFF OUT ON VACATION / LEAVE	8.9%
BAD ECONOMIC CONDITIONS	8.9%
STAFF SHORTAGES	7.1%
PATIENTS AWAY / OFFICE CLOSED FOR BREAK OR HOLIDAY	7.1%
INCLEMENT WEATHER	7.1%
INEXPERIENCED / INEFFICIENT STAFF	3.6%
DROPPED DENTAL PLAN / LOW REIMBURSEMENT / INSURANCE ISSUES	1.8%
MISCELLANEOUS	12.5%

**[Owners only] Currently, how many business days does the average *patient of record* have to wait for an appointment (excluding emergencies)?**

4196 Responses



● Mean number of days

**[Owners only] Currently, how many business days does the average *new patient* have to wait for an initial appointment (excluding emergencies)?**

5324 Responses



● Mean number of days

**Have you recently or are you currently recruiting any of the following positions in your dental practice?**

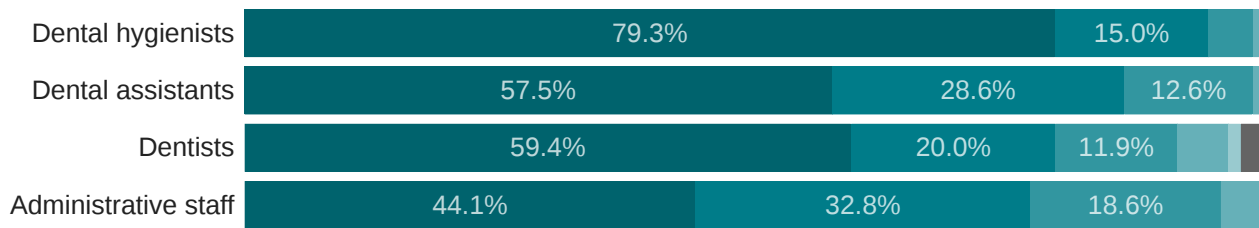
1138 Responses



● Yes ● No ● Not sure

**How challenging has it been to recruit the position(s) below?**

660 Responses



● Extremely challenging ● Very challenging ● Moderately challenging ● Slightly challenging  
● Not challenging at all ● Not sure/Not applicable

**Have you ever received any patient reviews online?**

1138 Responses



● Yes [1003] ● No [34] ● Not sure [101]

**[If yes] Have you ever responded to an online patient review (i.e., included a reply in the review)?**

1003 Responses



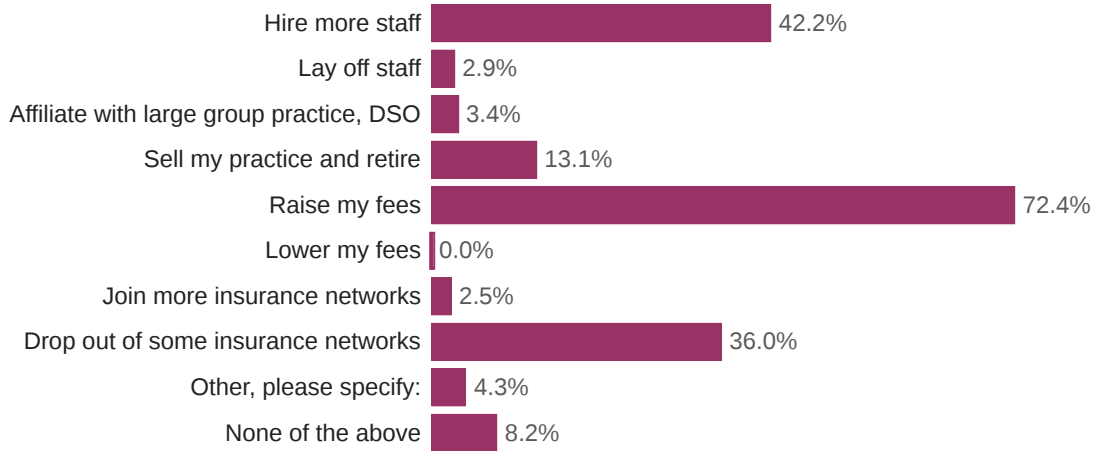
**[If yes] Have you ever been unable to respond to an online review due to HIPAA regulations?**

1003 Responses

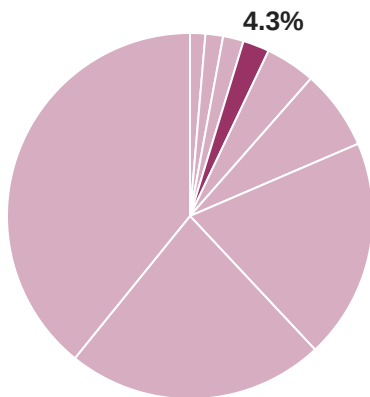


**Do you have plans to do any of the following in 2023? (Check all that apply.)**

1041 Responses



45 respondents (4.3%) selected "other, please specify." Their responses are categorized below.



Other, please specify:	Percentage of Responses
REDUCE OVERHEAD / SCALE BACK ON SPENDING	20.0%
CONSOLIDATE OFFICE LOCATIONS / MERGE WITH ANOTHER PRACTICE	10.0%
SELL PRACTICE BUT CONTINUE PRACTICING	10.0%
RETIRE	10.0%

**[If plan to affiliate with large group or DSO] Please indicate the approximate number of locations in the group practice or DSO with which you plan to affiliate in 2023.**

35 Responses



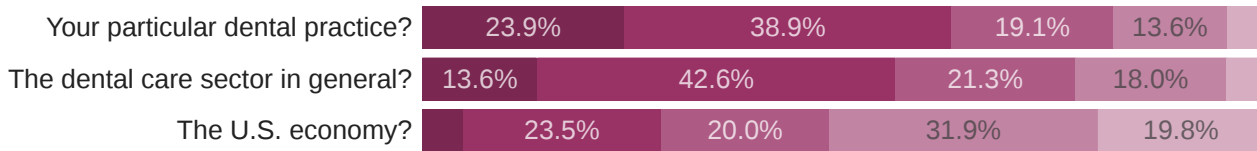
● 5 or fewer ● 6 to 10 ● 11 to 20 ● More than 20 ● Unknown at this time



**BY OWNERSHIP STATUS**

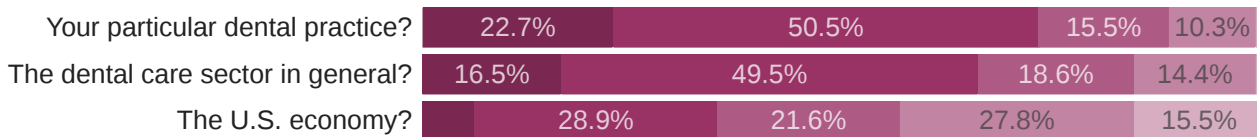
Looking ahead to the next six months, how confident are you in the recovery of:

**Owner**



- Very confident
- Somewhat confident
- Neither confident nor skeptical
- Somewhat skeptical
- Very skeptical

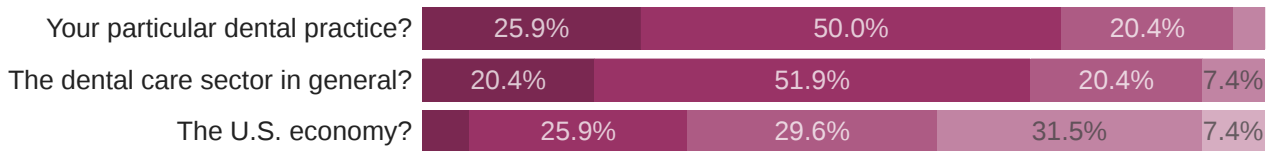
**Non-owner**



**BY DSO AFFILIATION**

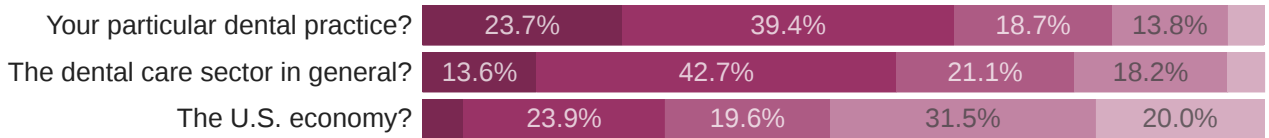
Looking ahead to the next six months, how confident are you in the recovery of:

**DSO**



- Very confident
- Somewhat confident
- Neither confident nor skeptical
- Somewhat skeptical
- Very skeptical

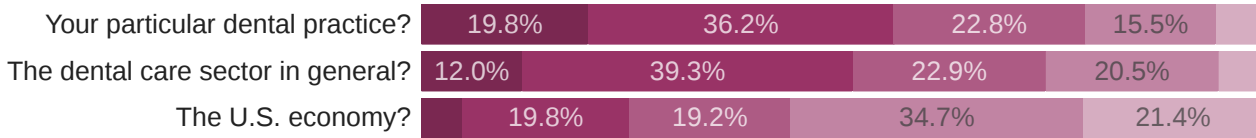
**Non-DSO**



**BY PRACTICE SIZE**

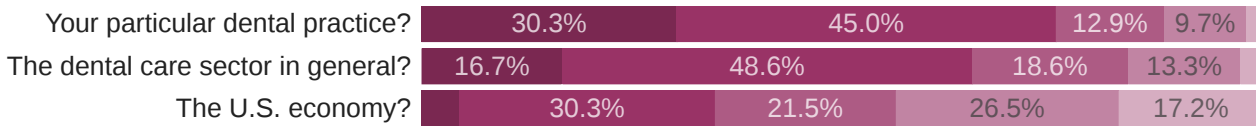
Looking ahead to the next six months, how confident are you in the recovery of:

**Solo dentists**



- Very confident
- Somewhat confident
- Neither confident nor skeptical
- Somewhat skeptical
- Very skeptical

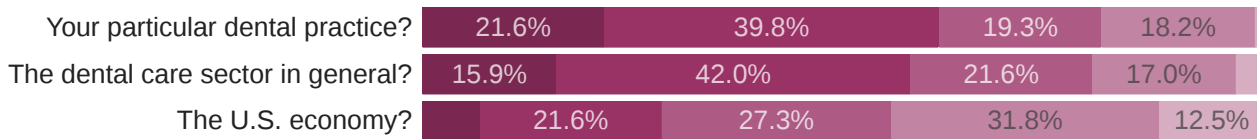
**2 to 9 dentists**



**BY GEOGRAPHY**

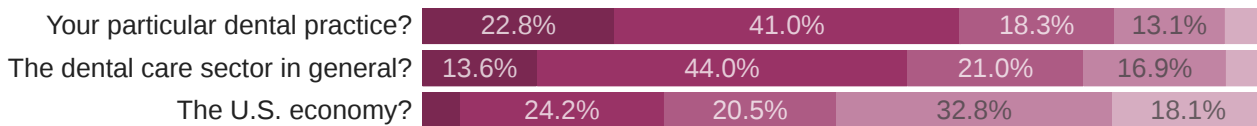
Looking ahead to the next six months, how confident are you in the recovery of:

**Top 20 cities**

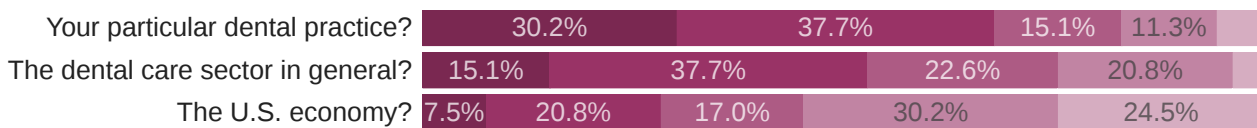


- Very confident
- Somewhat confident
- Neither confident nor skeptical
- Somewhat skeptical
- Very skeptical

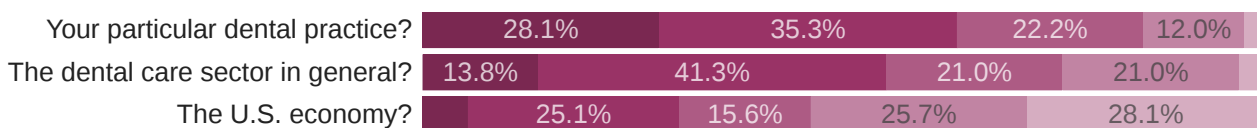
**Other urban**



**Suburban**



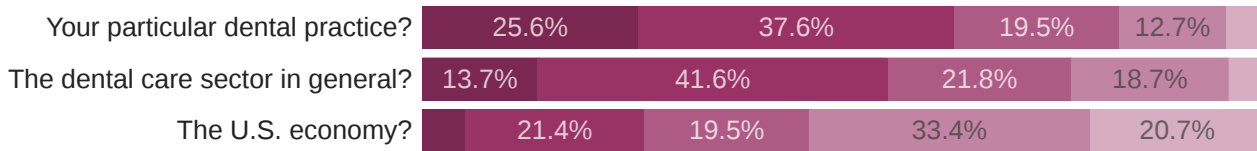
**Rural**



**BY SEX**

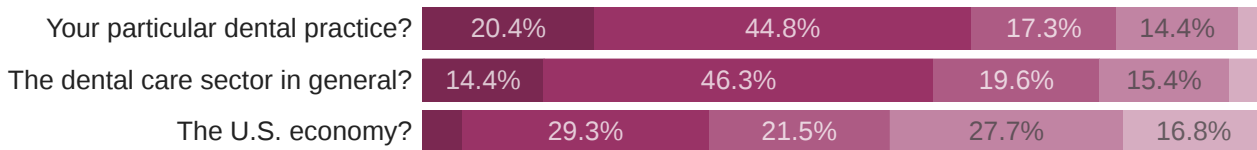
Looking ahead to the next six months, how confident are you in the recovery of:

**Male**



- Very confident
- Somewhat confident
- Neither confident nor skeptical
- Somewhat skeptical
- Very skeptical

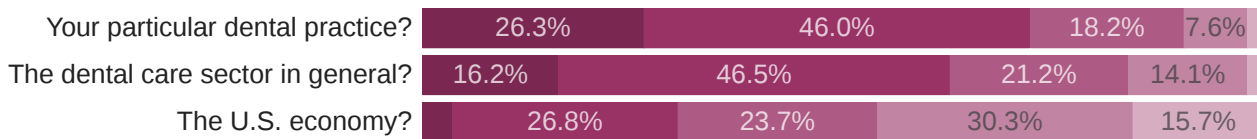
**Female**



**BY AGE GROUP**

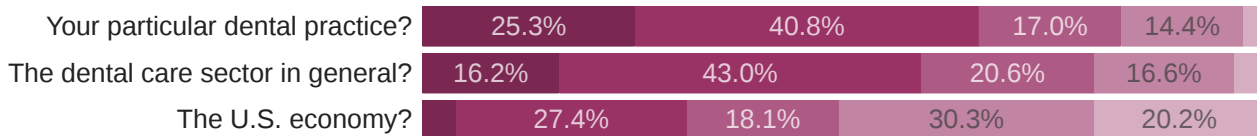
Looking ahead to the next six months, how confident are you in the recovery of:

**35 to 44**

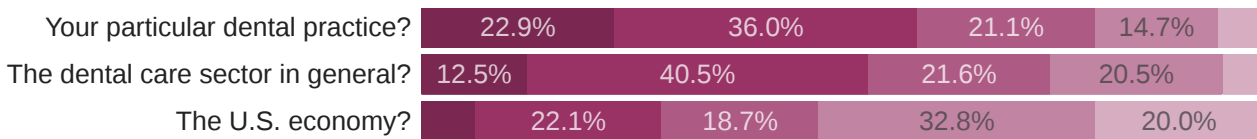


● Very confident ● Somewhat confident ● Neither confident nor skeptical ● Somewhat skeptical  
● Very skeptical

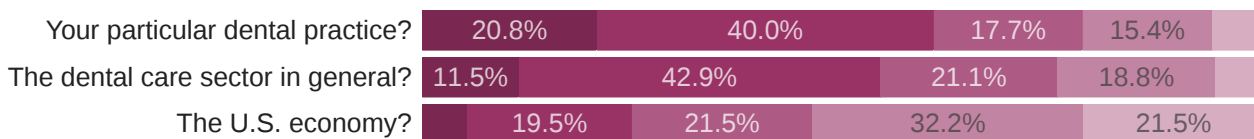
**45 to 54**



**55 to 64**



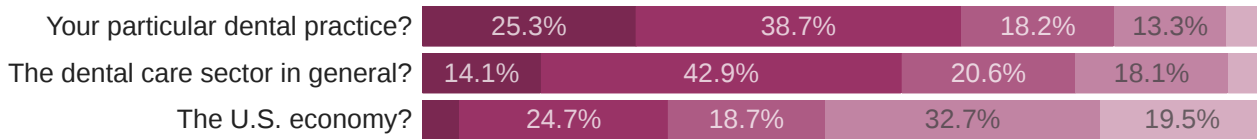
**65 or older**



**BY RACE/ETHNICITY**

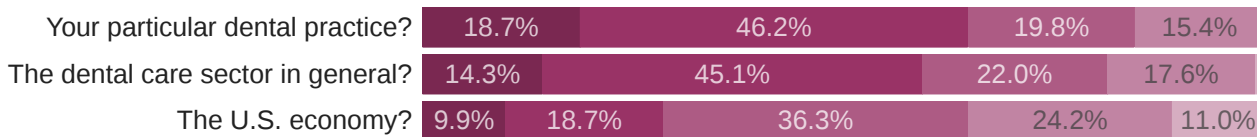
Looking ahead to the next six months, how confident are you in the recovery of:

**White**

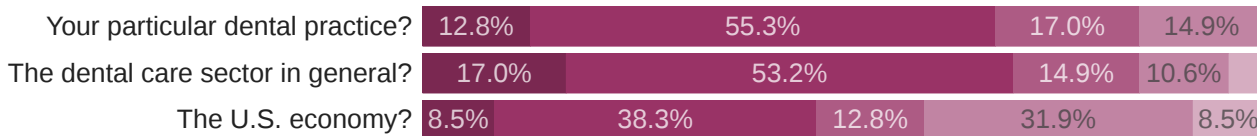


- Very confident
- Somewhat confident
- Neither confident nor skeptical
- Somewhat skeptical
- Very skeptical

**Asian**



**Hispanic**



## Appointment Schedule

### BY OWNERSHIP STATUS

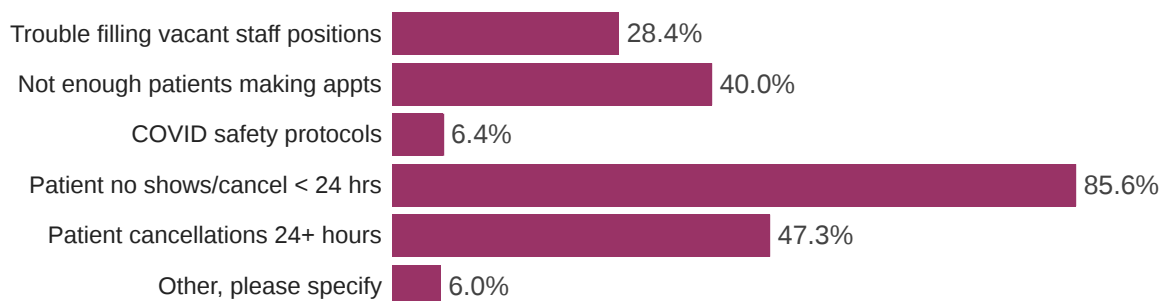
#### Owner

How full was your dental practice's appointment schedule last week?



● Mean % of schedule filled

Which of the following factors prevented your dental practice's appointment schedule from reaching 100% last week? (Select all that apply.)





**BY OWNERSHIP STATUS (continued)**

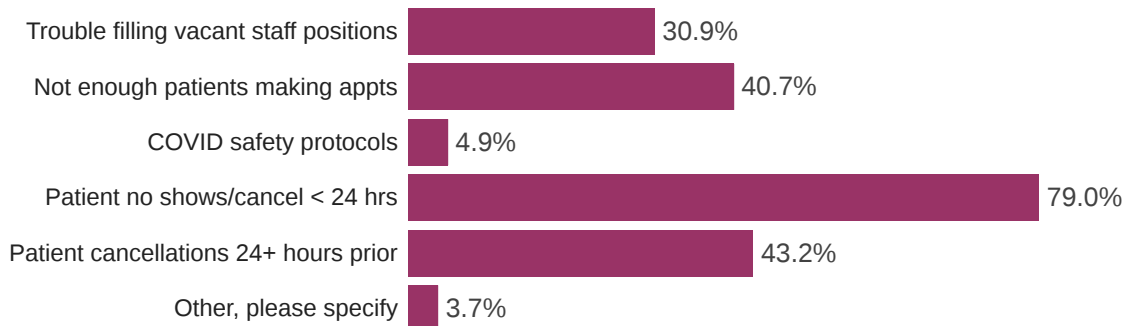
**Non-owner**

**How full was your dental practice's appointment schedule last week?**



● Mean % of schedule filled

**Which of the following factors prevented your dental practice's appointment schedule from reaching 100% last week? (Select all that apply.)**



**BY DSO AFFILIATION**

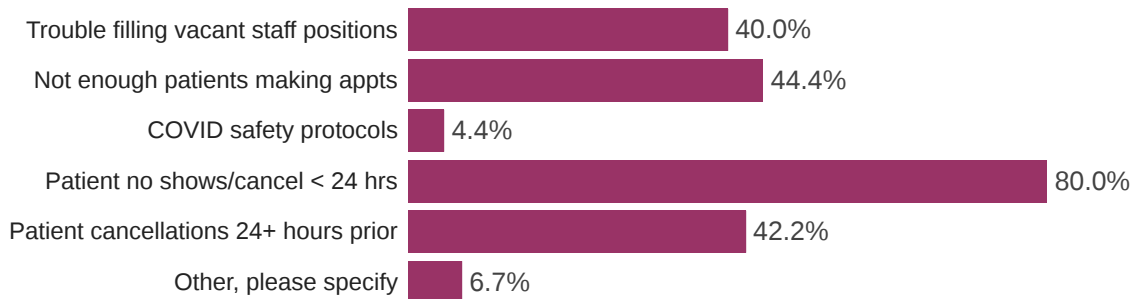
**DSO**

**How full was your dental practice's appointment schedule last week?**



● Mean % of schedule filled

**Which of the following factors prevented your dental practice's appointment schedule from reaching 100% last week? (Select all that apply.)**



**BY DSO AFFILIATION (continued)**

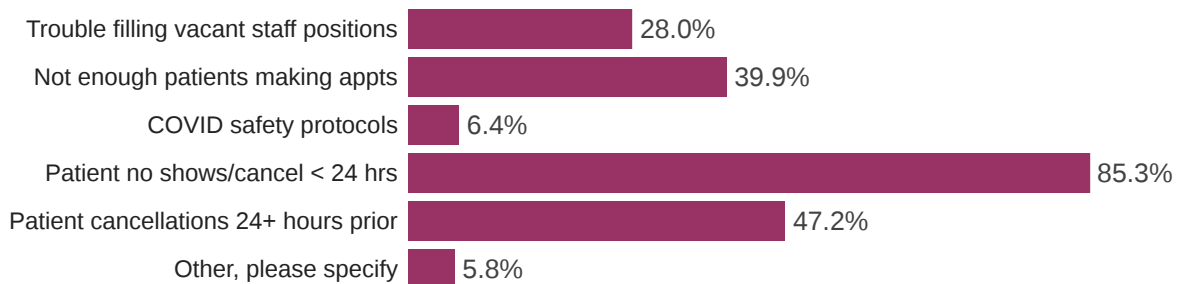
**Non-DSO**

**How full was your dental practice's appointment schedule last week?**



● Mean % of schedule filled

**Which of the following factors prevented your dental practice's appointment schedule from reaching 100% last week? (Select all that apply.)**



**BY PRACTICE SIZE**

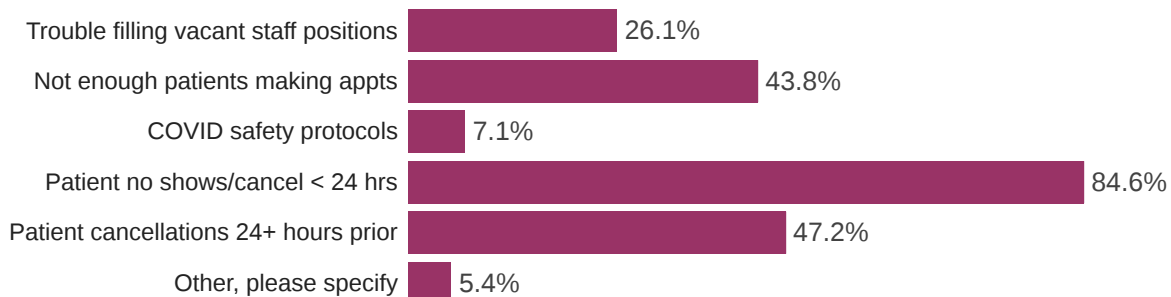
**Solo dentists**

**How full was your dental practice's appointment schedule last week?**



● Mean % of schedule filled

**Which of the following factors prevented your dental practice's appointment schedule from reaching 100% last week? (Select all that apply.)**



**BY PRACTICE SIZE (continued)**

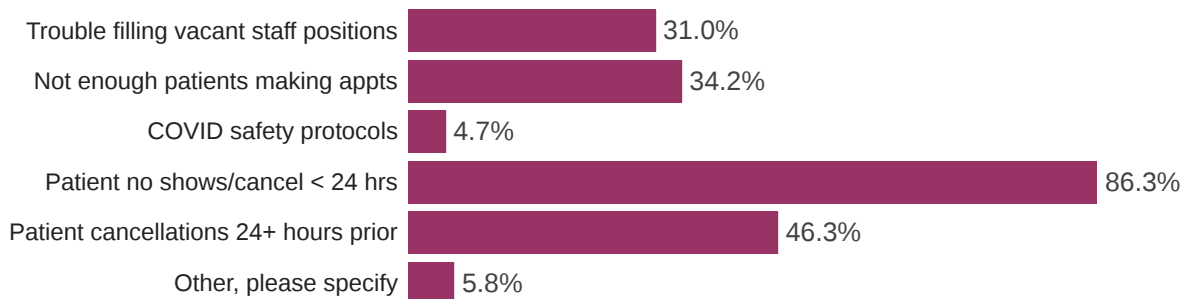
**2 to 9 dentists**

**How full was your dental practice's appointment schedule last week?**



● Mean % of schedule filled

**Which of the following factors prevented your dental practice's appointment schedule from reaching 100% last week? (Select all that apply.)**



**BY GEOGRAPHY**

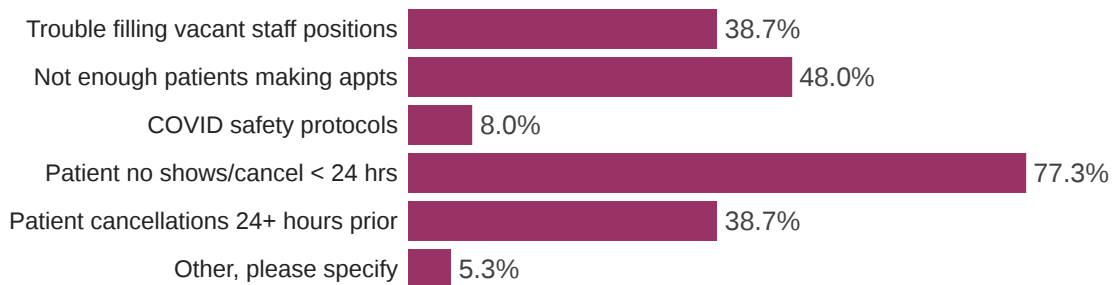
**Top 20 cities**

**How full was your dental practice's appointment schedule last week?**



● Mean % of schedule filled

**Which of the following factors prevented your dental practice's appointment schedule from reaching 100% last week? (Select all that apply.)**



**BY GEOGRAPHY (continued)**

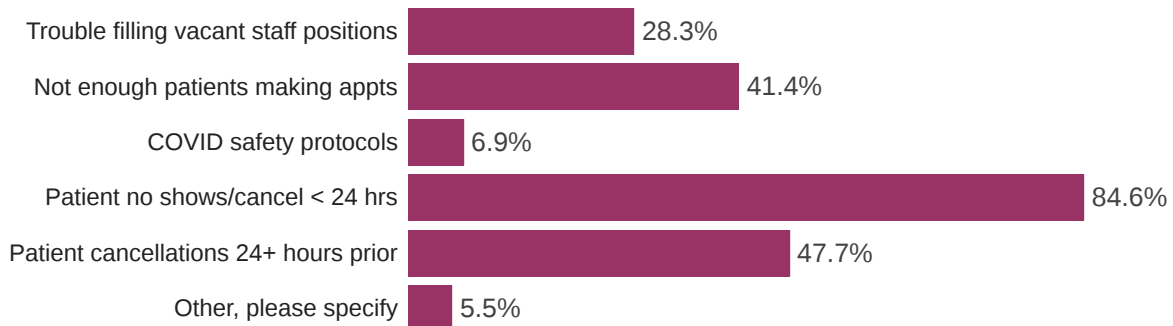
**Other Urban**

**How full was your dental practice's appointment schedule last week?**



● Mean % of schedule filled

**Which of the following factors prevented your dental practice's appointment schedule from reaching 100% last week? (Select all that apply.)**



**BY GEOGRAPHY (continued)**

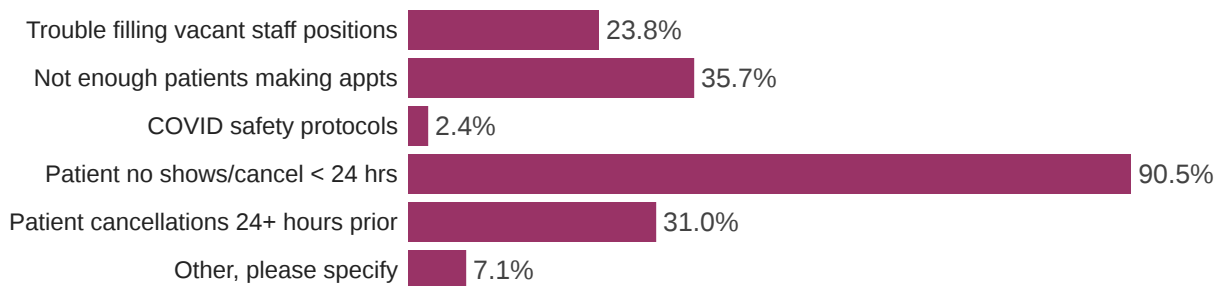
**Suburban**

**How full was your dental practice's appointment schedule last week?**



● Mean % of schedule filled

**Which of the following factors prevented your dental practice's appointment schedule from reaching 100% last week? (Select all that apply.)**





**BY GEOGRAPHY (continued)**

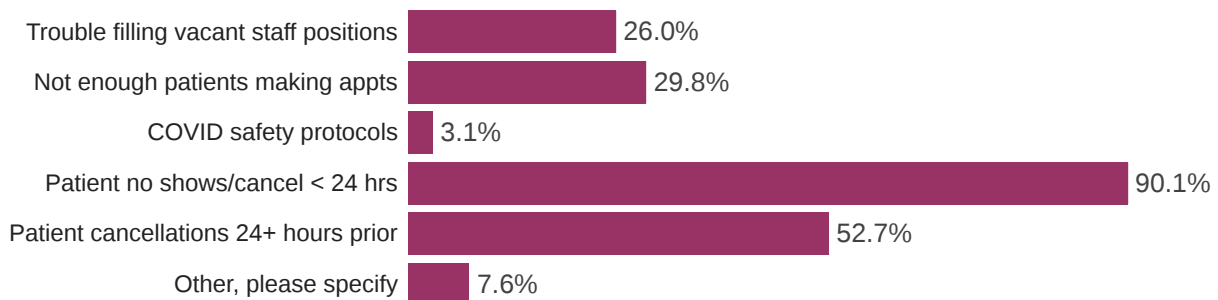
**Rural**

**How full was your dental practice's appointment schedule last week?**



● Mean % of schedule filled

**Which of the following factors prevented your dental practice's appointment schedule from reaching 100% last week? (Select all that apply.)**



**BY SEX**

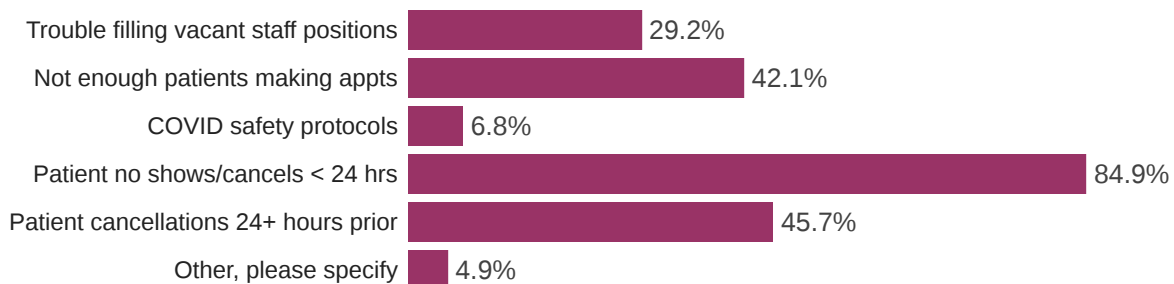
**Male**

**How full was your dental practice's appointment schedule last week?**



● Mean % of schedule filled

**Which of the following factors prevented your dental practice's appointment schedule from reaching 100% last week? (Select all that apply.)**



**BY SEX (continued)**

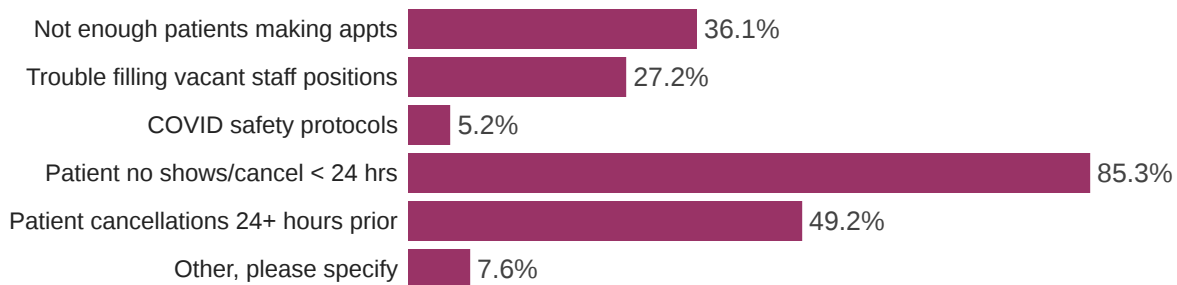
**Female**

**How full was your dental practice's appointment schedule last week?**



● Mean % of schedule filled

**Which of the following factors prevented your dental practice's appointment schedule from reaching 100% last week? (Select all that apply.)**



**BY AGE**

**How full was your dental practice's appointment schedule last week?**

1125 Responses



● Mean % of schedule filled

**Which of the following factors prevented your dental practice's appointment schedule from reaching 100% last week? (Select all that apply.)**

Field	Trouble filling vacant staff positions	Not enough patients trying to make appointments	COVID safety protocols are limiting the capacity	Patient no shows/cancellations < 24 hrs	Patient cancellations 24+ hours prior	Other, please specify
35-44	29.0%	33.3%	2.5%	92.0%	42.6%	3.7%
45-54	28.4%	34.7%	5.0%	88.7%	55.0%	7.2%
55-64	29.4%	39.0%	4.9%	84.7%	46.9%	3.7%
65+	27.3%	52.0%	12.8%	77.1%	41.0%	8.4%

**BY RACE/ETHNICITY**

**How full was your dental practice's appointment schedule last week?**

1124 Responses



**Which of the following factors prevented your dental practice's appointment schedule from reaching 100% last week? (Select all that apply.)**

Field	Trouble filling vacant staff positions	Not enough patients trying to make appointments	COVID safety protocols are limiting the capacity	Patient no shows/cancellations < 24 hrs	Patient cancellations 24+ hours prior	Other, please specify
White	27.9%	39.9%	5.4%	86.0%	45.9%	5.4%
Asian	30.7%	40.0%	18.7%	81.3%	50.7%	5.3%
Hispanic	28.6%	28.6%	2.4%	83.3%	42.9%	7.1%

## Patient Wait Times

### BY DSO AFFILIATION

[Owners only] Currently, how many business days does the average *patient of record* have to wait for an appointment (excluding emergencies)?

1041 Responses



● Mean number of days

[Owners only] Currently, how many business days does the average *new patient* have to wait for an initial appointment (excluding emergencies)?

1041 Responses



● Mean number of days

BY PRACTICE SIZE

[Owners only] Currently, how many business days does the average *patient of record* have to wait for an appointment (excluding emergencies)?

1040 Responses



● Mean number of days

[Owners only] Currently, how many business days does the average *new patient* have to wait for an initial appointment (excluding emergencies)?

1040 Responses

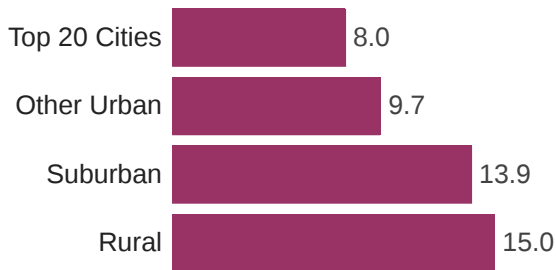


● Mean number of days

BY GEOGRAPHY

**[Owners only] Currently, how many business days does the average *patient of record* have to wait for an appointment (excluding emergencies)?**

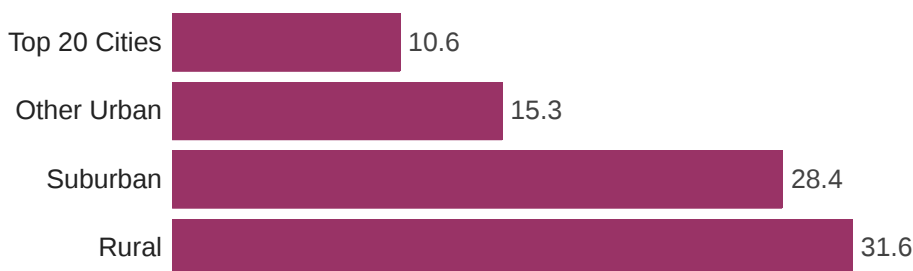
1041 Responses



● Mean number of days

**[Owners only] Currently, how many business days does the average *new patient* have to wait for an initial appointment (excluding emergencies)?**

1041 Responses



● Mean number of days



BY SEX

[Owners only] Currently, how many business days does the average *patient of record* have to wait for an appointment (excluding emergencies)?

1040 Responses



● Mean number of days

[Owners only] Currently, how many business days does the average *new patient* have to wait for an initial appointment (excluding emergencies)?

1040 Responses

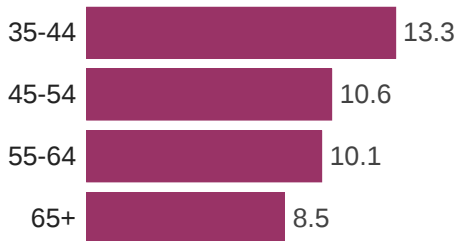


● Mean number of days

BY AGE GROUP

[Owners only] Currently, how many business days does the average *patient of record* have to wait for an appointment (excluding emergencies)?

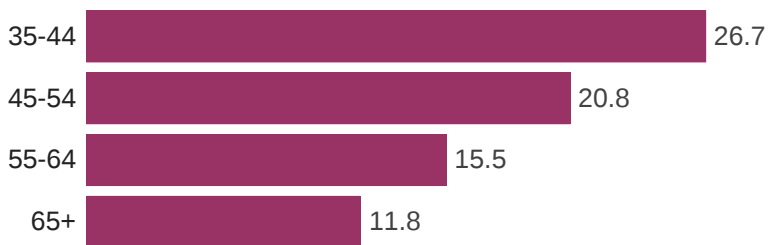
1041 Responses



● Mean number of days

[Owners only] Currently, how many business days does the average *new patient* have to wait for an initial appointment (excluding emergencies)?

1041 Responses

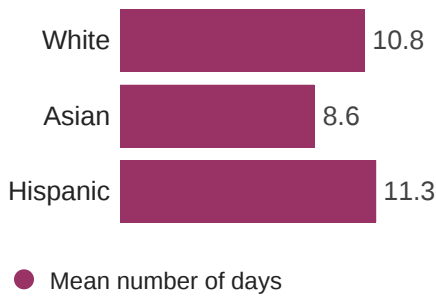


● Mean number of days

BY RACE / ETHNICITY

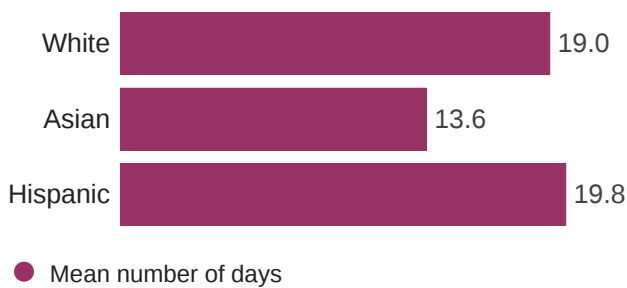
**[Owners only] Currently, how many business days does the average *patient of record* have to wait for an appointment (excluding emergencies)?**

1040 Responses



**[Owners only] Currently, how many business days does the average *new patient* have to wait for an initial appointment (excluding emergencies)?**

1040 Responses



## Staff Recruitment

### BY OWNERSHIP STATUS

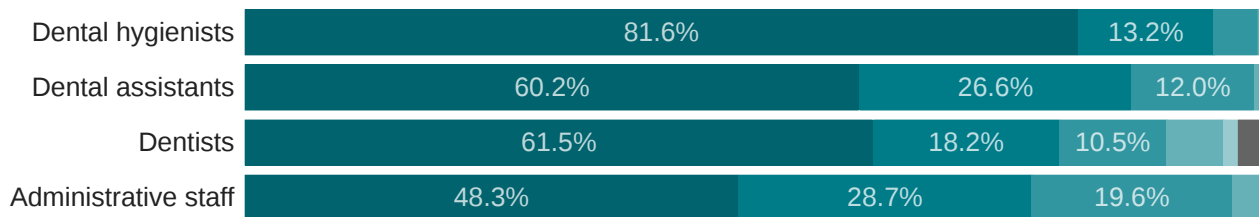
#### Owner dentists

Have you recently or are you currently recruiting any of the following positions in your dental practice?



● Yes ● No ● Not sure

### How challenging has it been to recruit the position(s) below?



● Extremely challenging ● Very challenging ● Moderately challenging ● Slightly challenging  
● Not challenging at all ● Not sure/Not applicable

**BY OWNERSHIP STATUS (continued)**

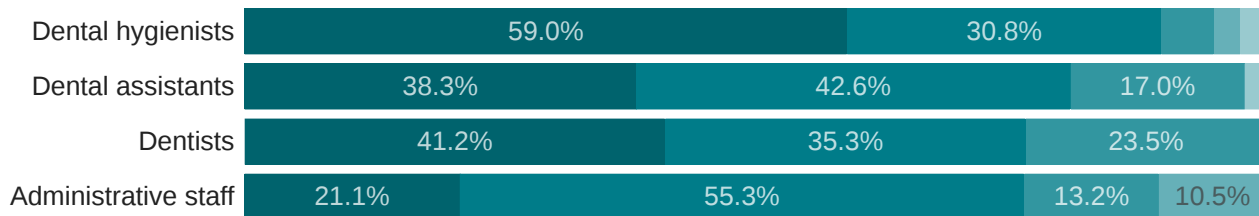
**Non-owner dentists**

**Have you recently or are you currently recruiting any of the following positions in your dental practice?**



● Yes ● No ● Not sure

**How challenging has it been to recruit the position(s) below?**

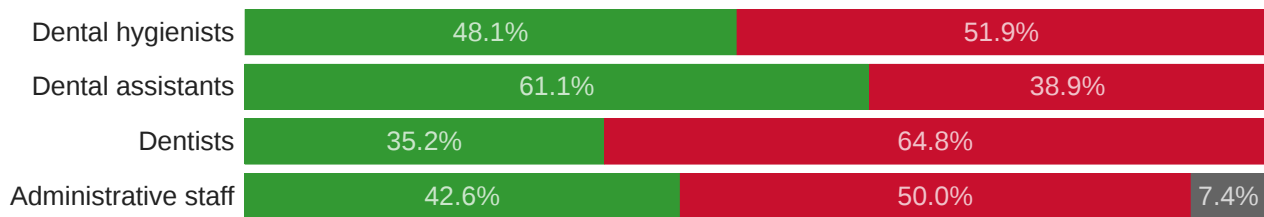


● Extremely challenging ● Very challenging ● Moderately challenging ● Slightly challenging  
● Not challenging at all ● Not sure/Not applicable

**BY DSO AFFILIATION**

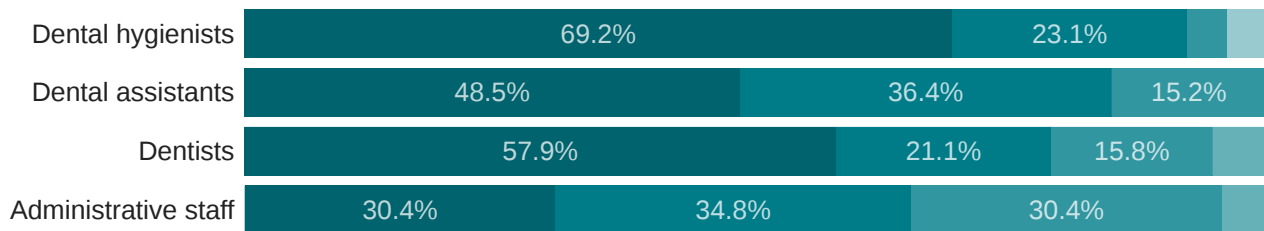
**DSO**

**Have you recently or are you currently recruiting any of the following positions in your dental practice?**



● Yes ● No ● Not sure

**How challenging has it been to recruit the position(s) below?**

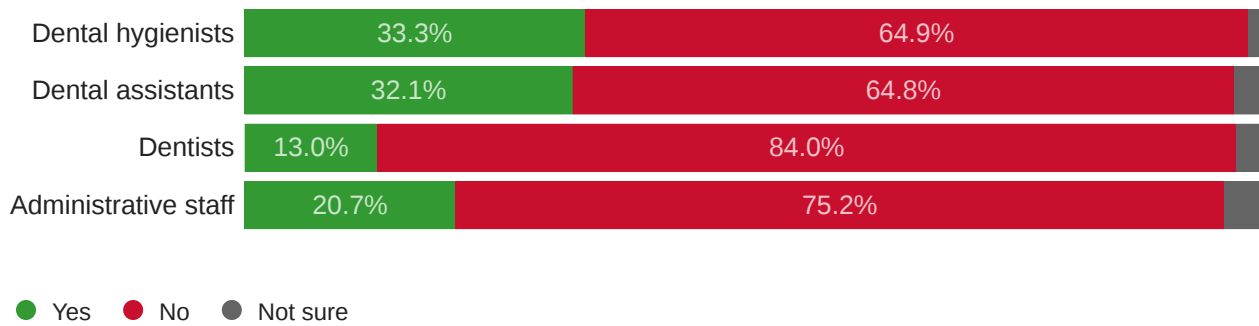


● Extremely challenging ● Very challenging ● Moderately challenging ● Slightly challenging  
● Not challenging at all ● Not sure/Not applicable

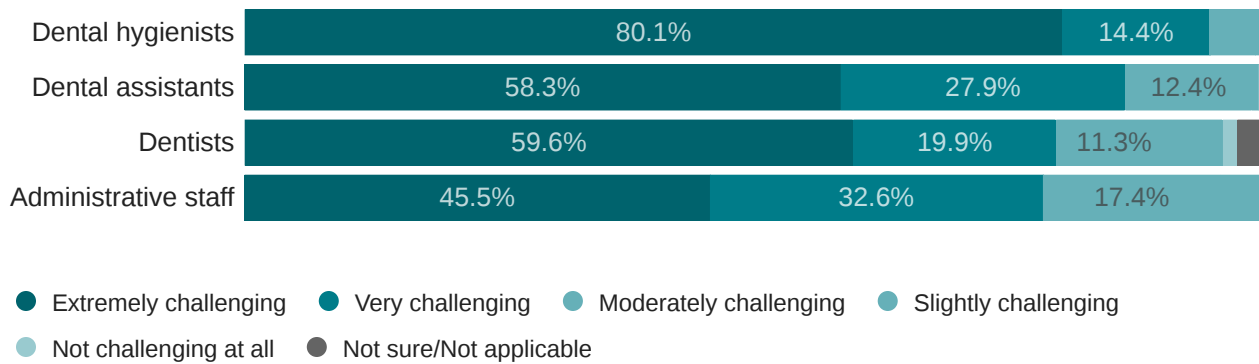
**BY DSO AFFILIATION (continued)**

**Non-DSO**

**Have you recently or are you currently recruiting any of the following positions in your dental practice?**



**How challenging has it been to recruit the position(s) below?**



**BY PRACTICE SIZE**

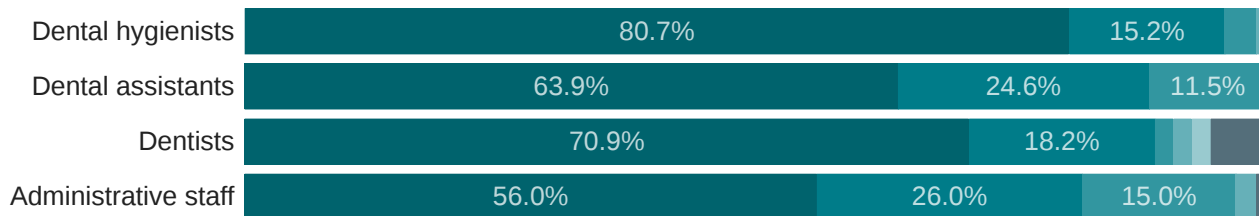
**Solo dentists**

**Have you recently or are you currently recruiting any of the following positions in your dental practice?**



● Yes ● No ● Not sure

**How challenging has it been to recruit the position(s) below?**



● Extremely challenging ● Very challenging ● Moderately challenging ● Slightly challenging  
● Not challenging at all ● Not sure/Not applicable



**BY PRACTICE SIZE (continued)**

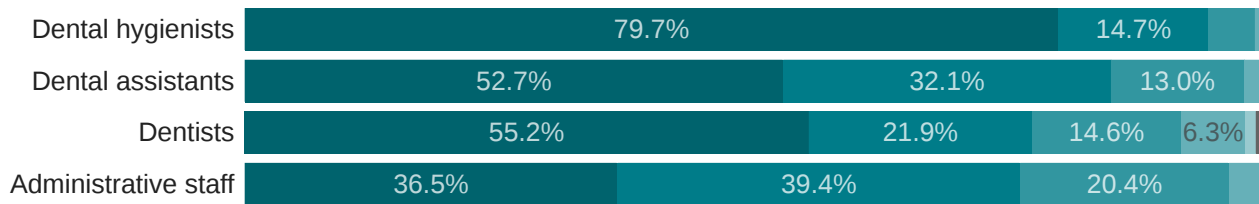
**2 to 9 dentists**

**Have you recently or are you currently recruiting any of the following positions in your dental practice?**



● Yes ● No ● Not sure

**How challenging has it been to recruit the position(s) below?**



● Extremely challenging ● Very challenging ● Moderately challenging ● Slightly challenging  
● Not challenging at all ● Not sure/Not applicable

**BY GEOGRAPHY**

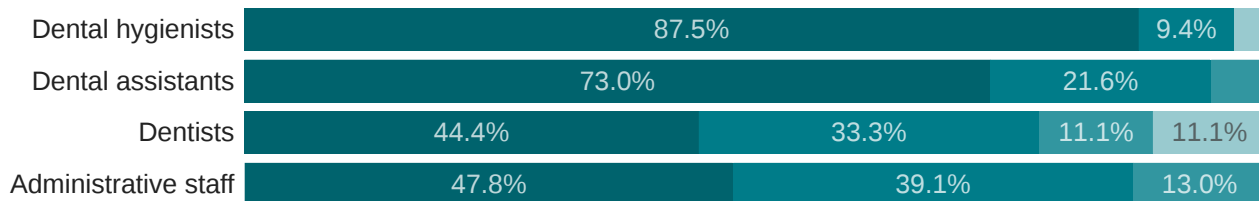
**Top 20 Cities**

**Have you recently or are you currently recruiting any of the following positions in your dental practice?**



● Yes ● No ● Not sure

**How challenging has it been to recruit the position(s) below?**



● Extremely challenging ● Very challenging ● Moderately challenging ● Slightly challenging  
● Not challenging at all ● Not sure/Not applicable

**BY GEOGRAPHY (continued)**

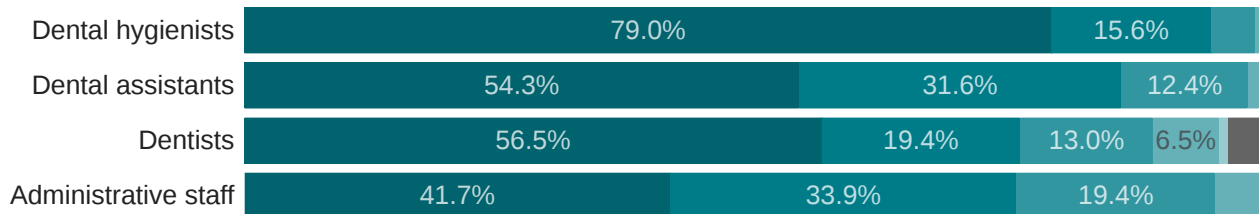
**Other Urban**

**Have you recently or are you currently recruiting any of the following positions in your dental practice?**



● Yes ● No ● Not sure

**How challenging has it been to recruit the position(s) below?**



● Extremely challenging ● Very challenging ● Moderately challenging ● Slightly challenging  
● Not challenging at all ● Not sure/Not applicable

**BY GEOGRAPHY (continued)**

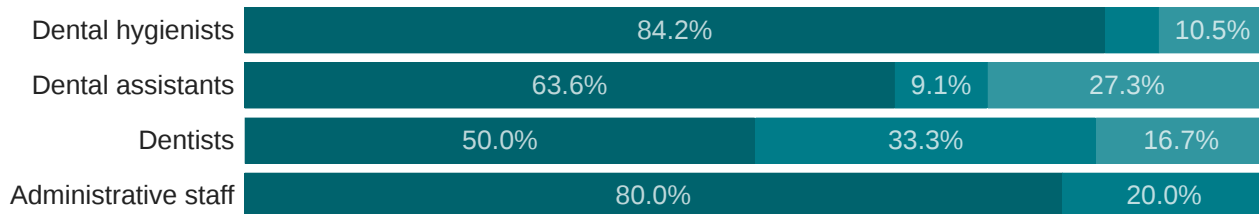
**Suburban**

**Have you recently or are you currently recruiting any of the following positions in your dental practice?**



● Yes ● No ● Not sure

**How challenging has it been to recruit the position(s) below?**



● Extremely challenging ● Very challenging ● Moderately challenging ● Slightly challenging  
● Not challenging at all ● Not sure/Not applicable

**BY GEOGRAPHY (continued)**


**Rural**

**Have you recently or are you currently recruiting any of the following positions in your dental practice?**



● Yes ● No ● Not sure

**How challenging has it been to recruit the position(s) below?**




● Extremely challenging ● Very challenging ● Moderately challenging ● Slightly challenging  
● Not challenging at all ● Not sure/Not applicable

**BY SEX**

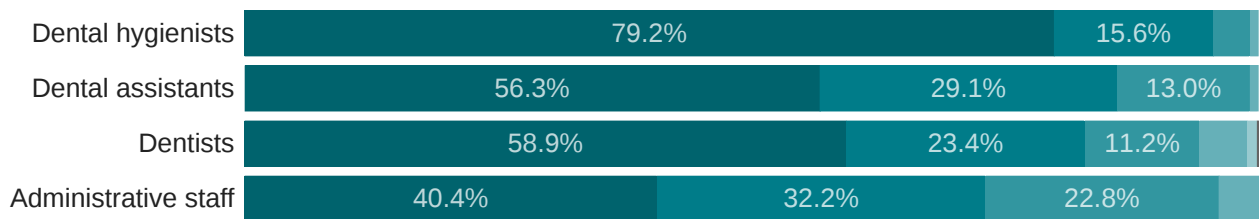
**Male**

**Have you recently or are you currently recruiting any of the following positions in your dental practice?**



● Yes ● No ● Not sure

**How challenging has it been to recruit the position(s) below?**



● Extremely challenging ● Very challenging ● Moderately challenging ● Slightly challenging  
● Not challenging at all ● Not sure/Not applicable

**BY SEX (continued)**

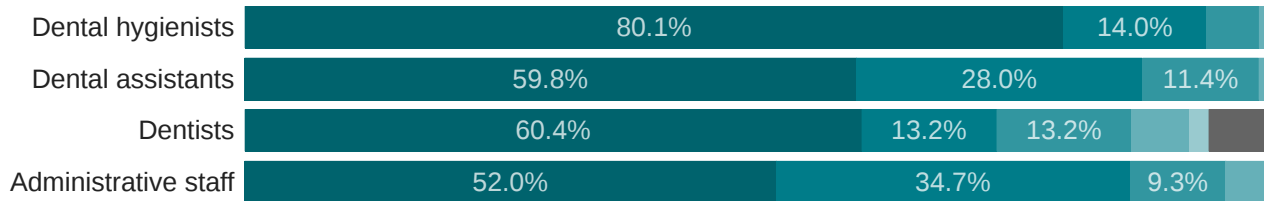
**Female**

**Have you recently or are you currently recruiting any of the following positions in your dental practice?**



● Yes ● No ● Not sure

**How challenging has it been to recruit the position(s) below?**



● Extremely challenging ● Very challenging ● Moderately challenging ● Slightly challenging  
● Not challenging at all ● Not sure/Not applicable

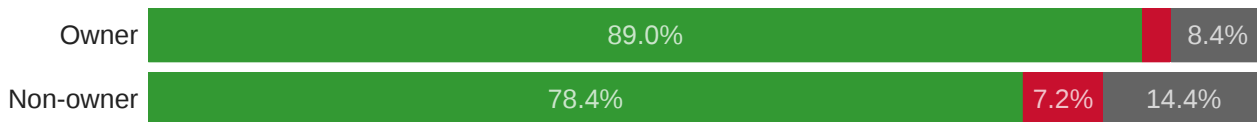
## Questions of the Week

### Online Patient Reviews

Have you ever received any patient reviews online?

#### BY OWNER STATUS

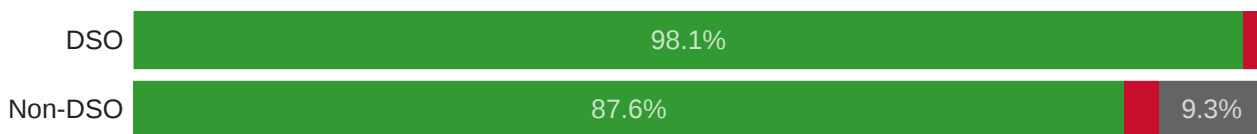
1138 Responses



● Yes ● No ● Not sure


#### BY DSO AFFILIATION

1138 Responses



#### BY PRACTICE SIZE

1137 Responses

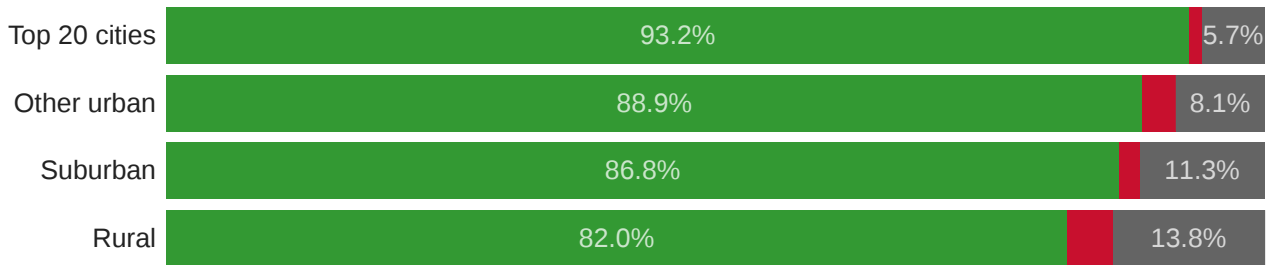




Have you ever received any patient reviews online? (continued)

BY GEOGRAPHY

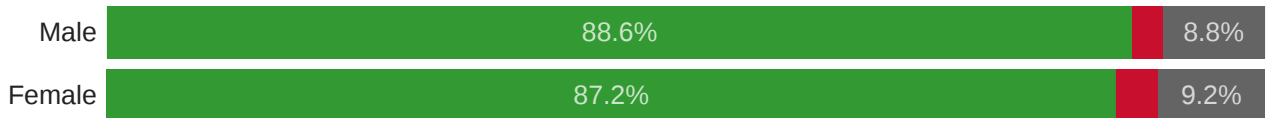
1138 Responses



● Yes ● No ● Not sure

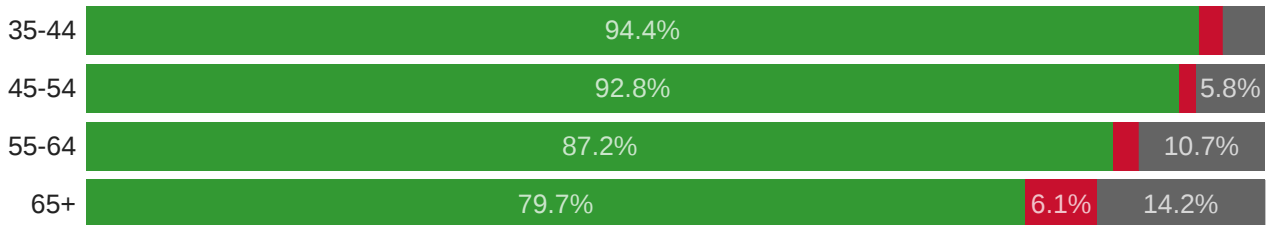
BY SEX

1136 Responses



BY AGE GROUP

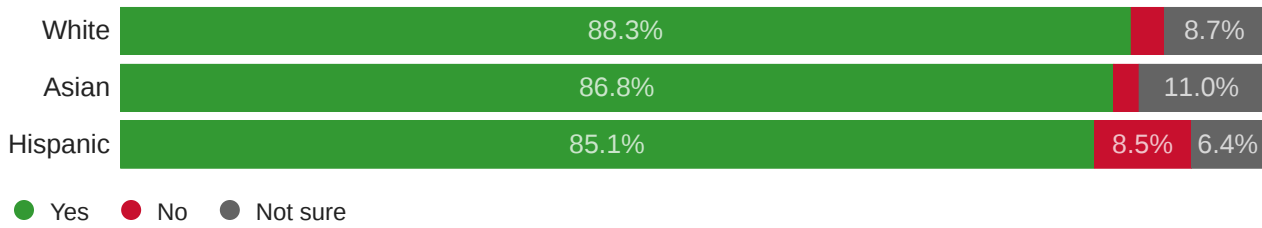
1138 Responses



### Have you ever received any patient reviews online? (continued)

#### BY RACE/ETHNICITY

1137 Responses



**[If yes] Have you ever responded to an online patient review (i.e., included a reply in the review)?**

**BY OWNERSHIP STATUS**

1003 Responses



● Yes ● No

**BY DSO AFFILIATION**

1003 Responses



**BY PRACTICE SIZE**

1002 Responses



**BY GEOGRAPHY**

1003 Responses



**[If yes] Have you ever responded to an online patient review (i.e., included a reply in the review)? (continued)**

**BY SEX**

1001 Responses



**BY AGE GROUP**

1003 Responses



**BY RACE/ETHNICITY**

1002 Responses



**[If yes] Have you ever been unable to respond to an online review due to HIPAA regulations?**

**BY OWNERSHIP STATUS**

1003 Responses



**BY DSO AFFILIATION**

1003 Responses



**BY PRACTICE SIZE**

1002 Responses



**BY GEOGRAPHY**

1003 Responses



**[If yes] Have you ever been unable to respond to an online review due to HIPAA regulations? (continued)**

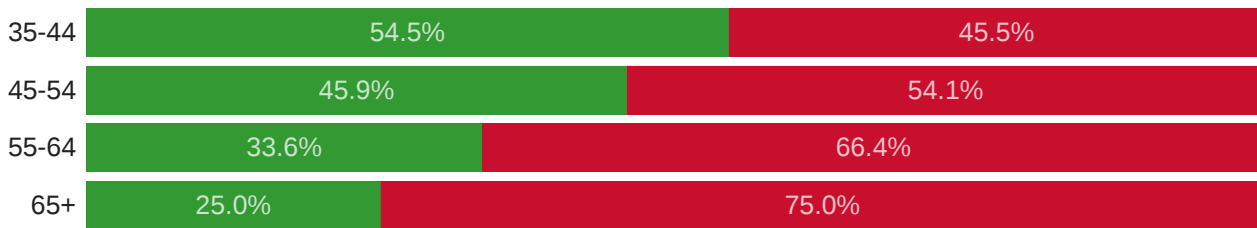
**BY SEX**

1001 Responses



**BY AGE GROUP**

1003 Responses



**BY RACE/ETHNICITY**

1002 Responses



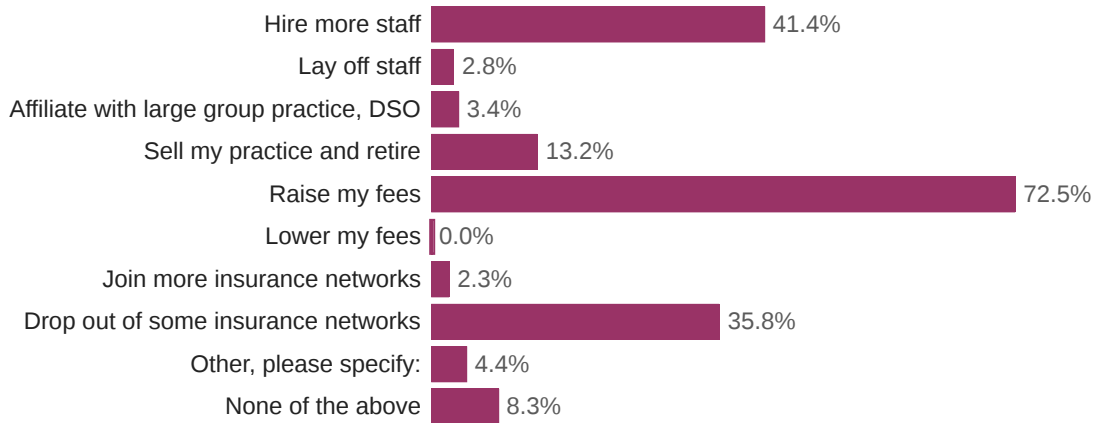
**Practice Plans for 2023**

[Owners only] Do you have plans to do any of the following in 2023? (Check all that apply.)

BY DSO AFFILIATION

NON-DSO

1019 Responses

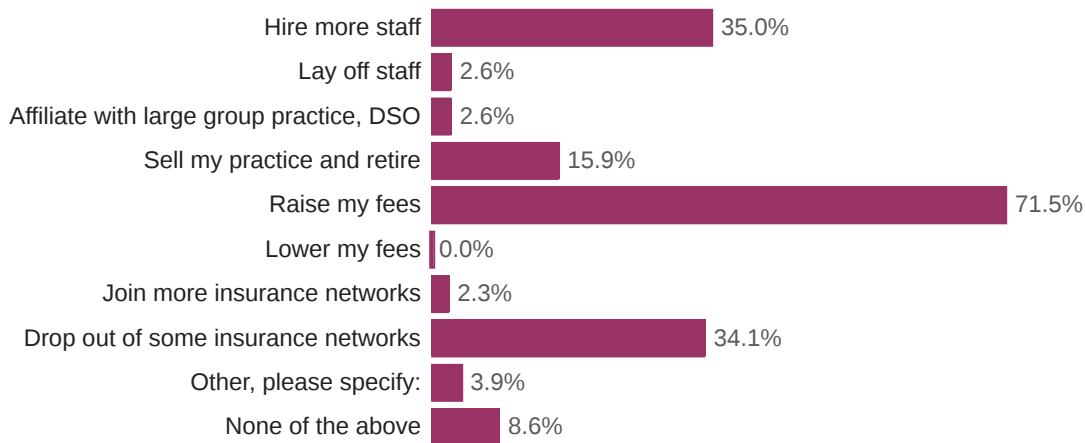


**[Owners only] Do you have plans to do any of the following in 2023? (Check all that apply.) (continued)**

**BY PRACTICE SIZE**

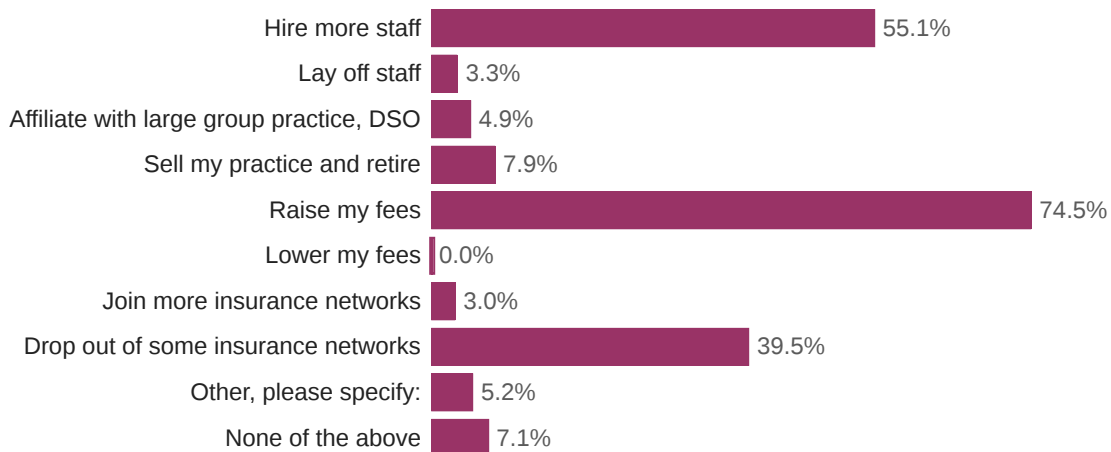
**SOLO DENTISTS**

666 Responses



**2 TO 9 DENTISTS**

365 Responses



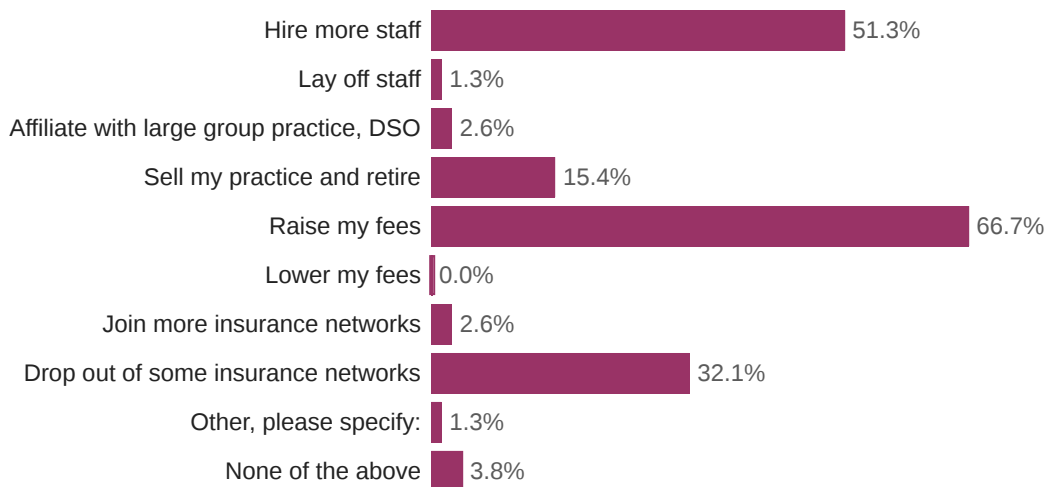


**[If owner dentist] Do you have plans to do any of the following in 2023? (Check all that apply.) (continued)**

**BY GEOGRAPHY**

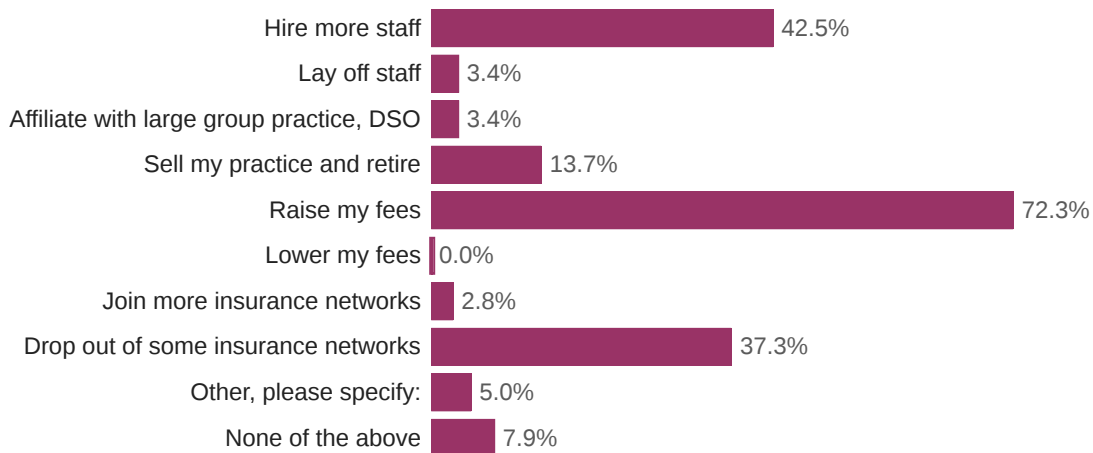
**TOP 20 CITIES**

78 Responses



**OTHER URBAN**

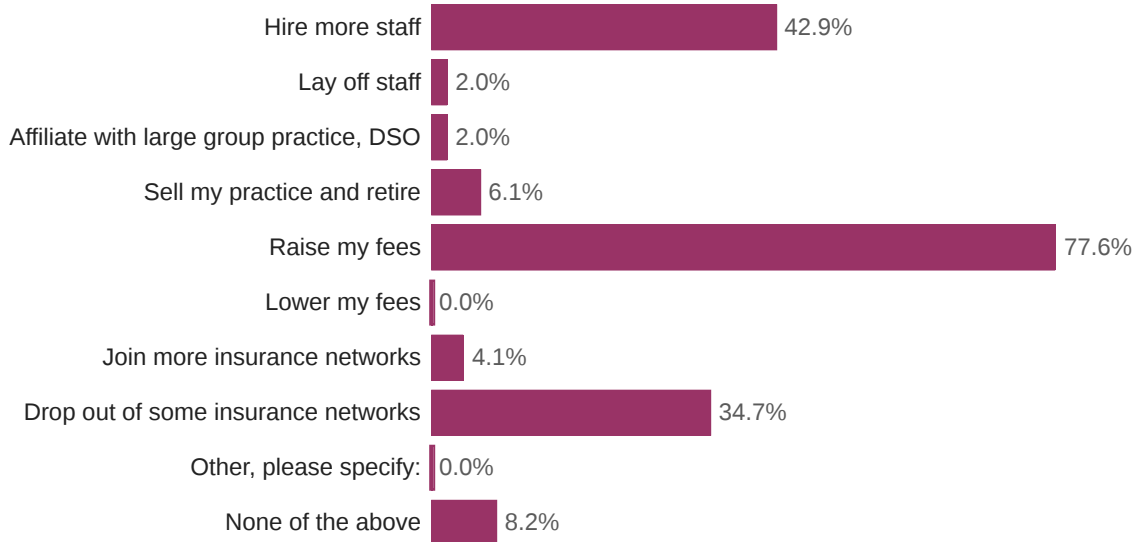
758 Responses



**[If owner dentist] Do you have plans to do any of the following in 2023? (Check all that apply.) (continued)**

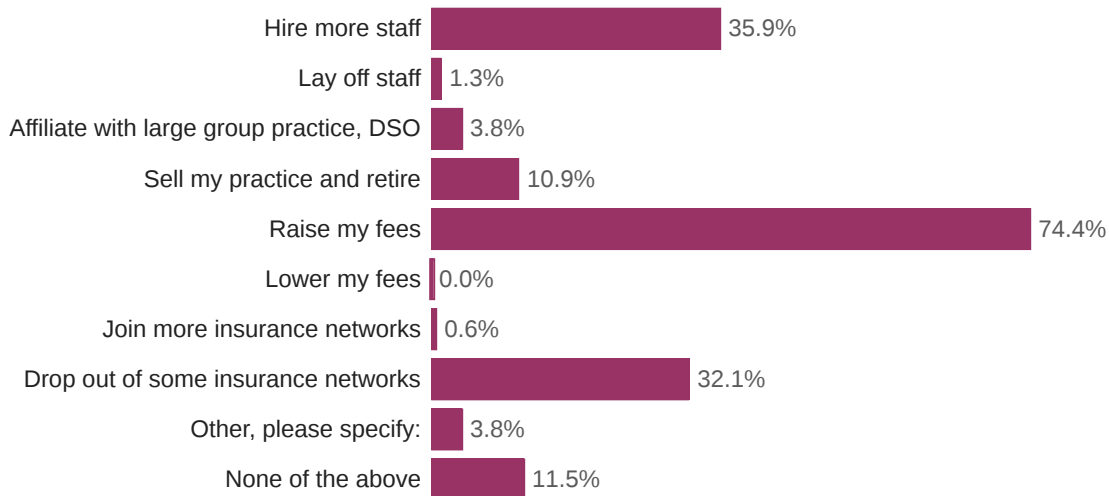
**SUBURBAN**

49 Responses



**RURAL**

156 Responses

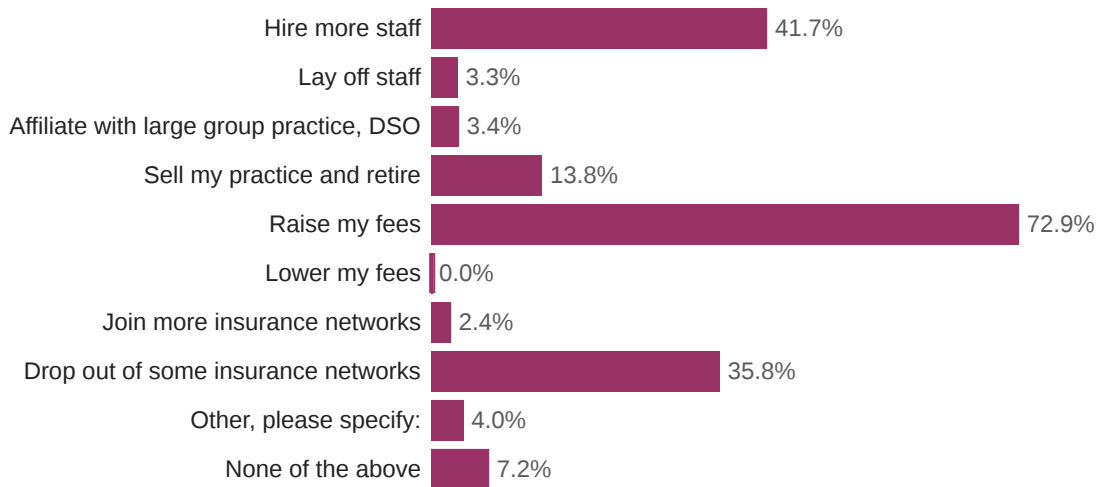


**[If owner dentist] Do you have plans to do any of the following in 2023? (Check all that apply.) (continued)**

**BY SEX**

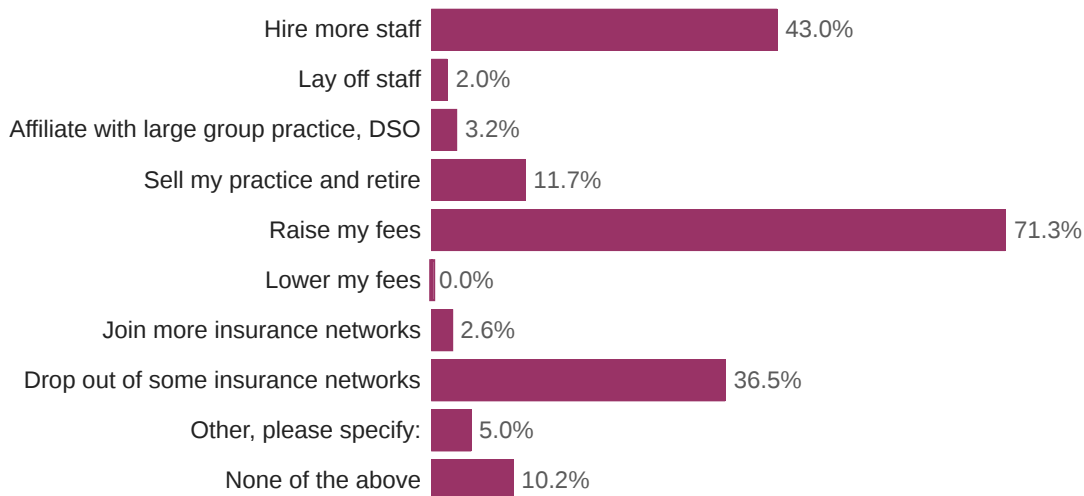
**MALE**

698 Responses



**FEMALE**

342 Responses

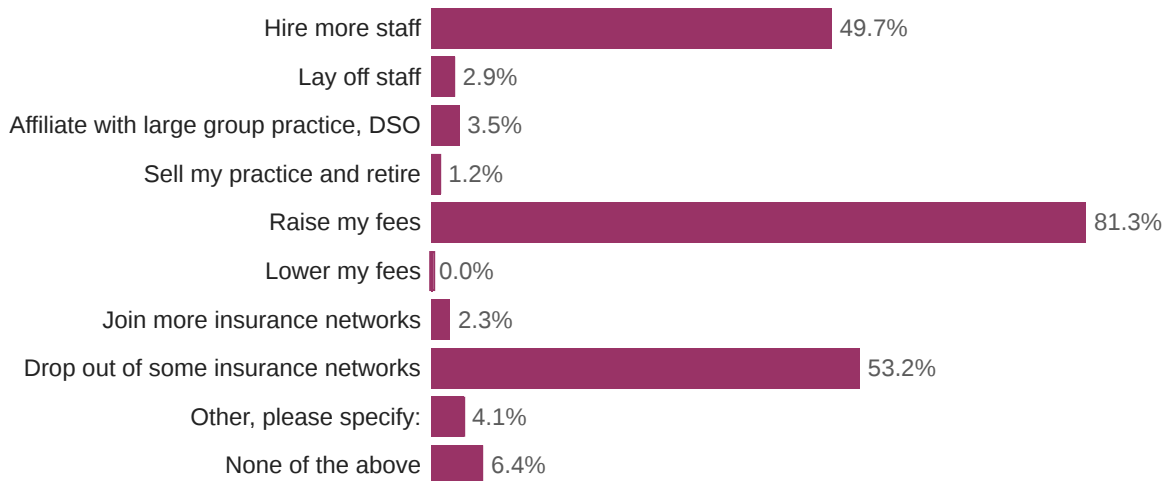


**[If owner dentist] Do you have plans to do any of the following in 2023? (Check all that apply.) (continued)**

**BY AGE GROUP**

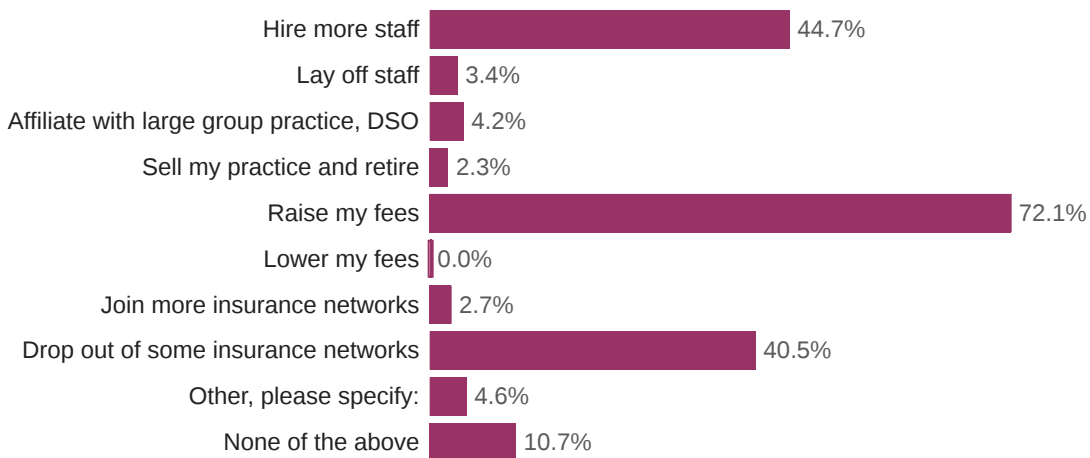
**35 TO 44**

171 Responses



**45 TO 54**

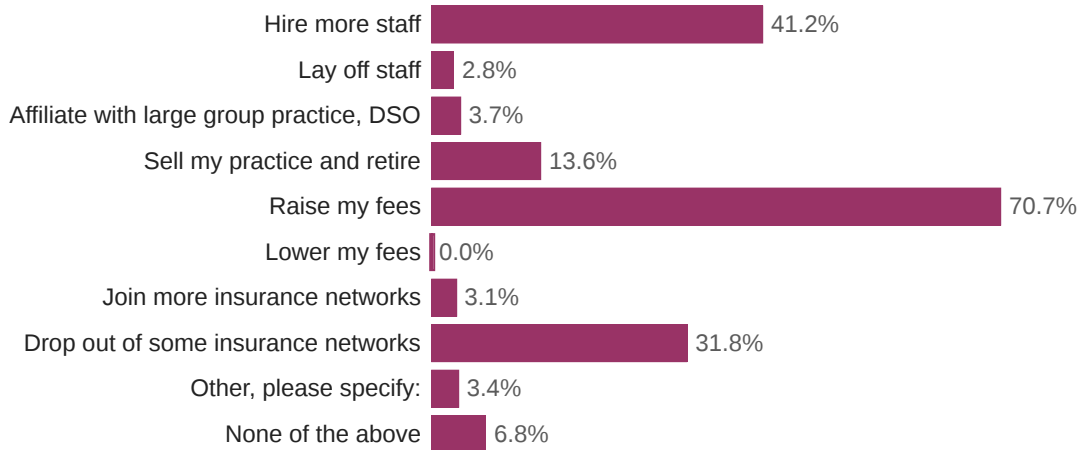
262 Responses



**[If owner dentist] Do you have plans to do any of the following in 2023? (Check all that apply.) (continued)**

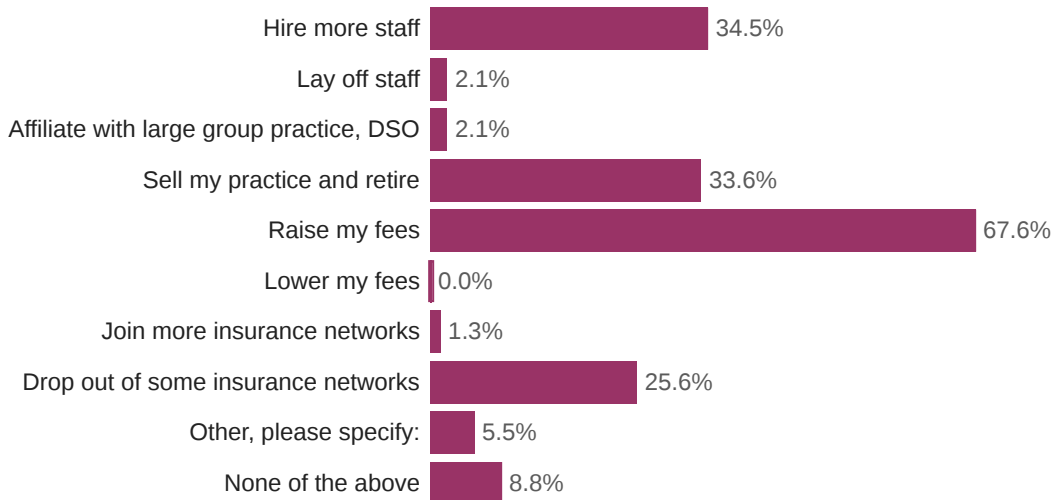
**55 TO 64**

352 Responses



**65 OR OLDER**

238 Responses

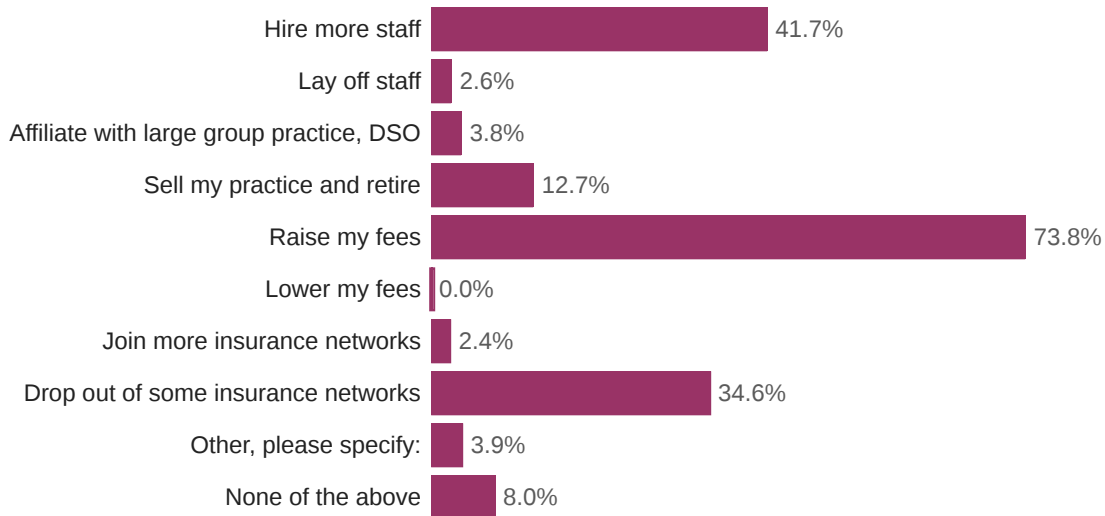


**[If owner dentist] Do you have plans to do any of the following in 2023? (Check all that apply.) (continued)**

**BY RACE/ETHNICITY**

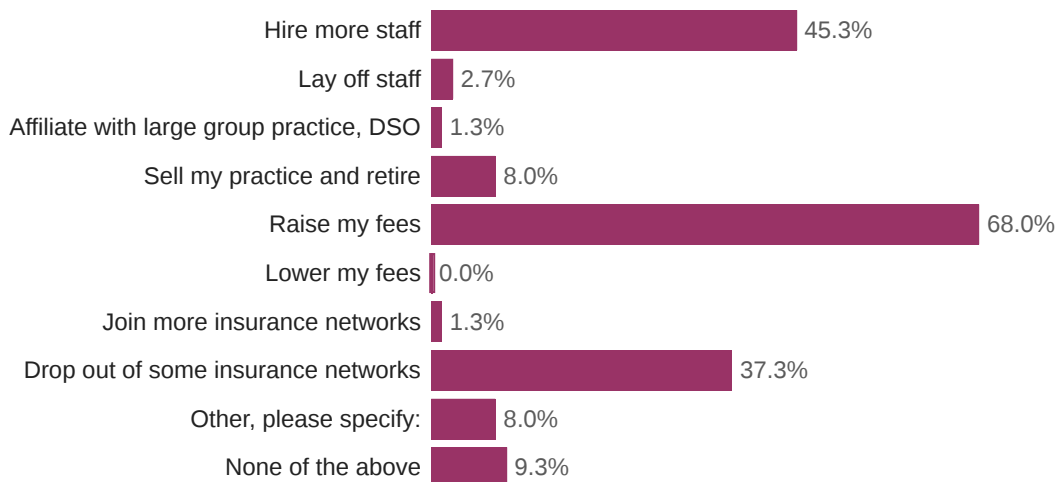
**WHITE**

817 Responses



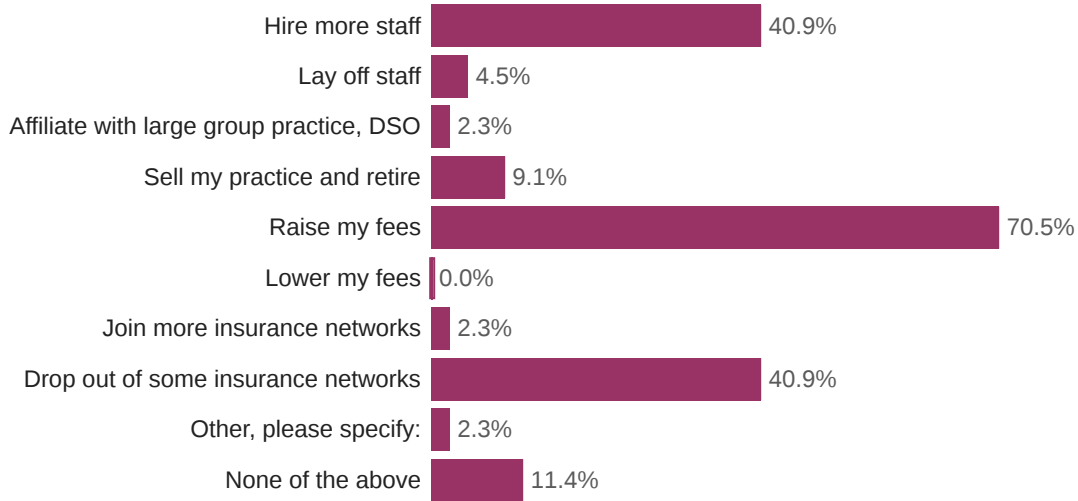
**ASIAN**

75 Responses



**[If owner dentist] Do you have plans to do any of the following in 2023? (Check all that apply.) (continued)**

HISPANIC  
44 Responses



**Number of Responses by Wave**

Wave	Responses
2022JAN	1,883
2022FEB	1,386
2022MAR	1,916
2022APR	1,423
2022MAY	1,389
2022JUN	1,203
2022JUL	1,162
2022AUG	1,204
2022SEP	1,102
2022OCT	1,170
2022NOV	1,137
2022DEC	1,138

**Number of Responses by Group - Week of December 12**

Ownership status	Choice Count
Owner dentist (i.e., sole owner, partner, or shareholder)	1,041
Employee dentist (nonowner)	52
Associate dentist (nonowner)	26
Independent contractor	19

DSO Affiliation	Choice Count
DSO	54
Non-DSO	1,084



**Number of Responses by Group - Week of December 12 (continued)**

Practice Size	Choice Count
Solo dentists	677
2 to 9 dentists	442
Large group (10+ dentists)	18

Geography	Choice Count
Top 20 Cities	88
Other Urban	830
Suburban	53
Rural	167

Sex	Choice Count
Male	754
Female	382

Age	Choice Count
<35	27
35-44	198
45-54	277
55-64	375
65+	261

**Number of Responses by Group - Week of December 12 (continued)**

Race/Ethnicity	Choice Count
White	882
Asian	91
Hispanic	47
Black	13
Native Hawaiian / Pacific Islander	3
American Indian / Alaska Native	3
Other	19
Unknown	79