

About This Study

To better understand the economic and operational conditions in dental practices and public health clinics over time, and to measure the impact of the COVID-19 pandemic and other emerging issues in dentistry, the ADA Health Policy Institute launched a tracking poll in January 2022. For the initial wave over the week of January 17, 2022, we invited nearly 80,000 dentists from across the U.S. to join a panel in which they will complete a survey once a month; over 3,000 have opted to participate. The number of respondents in each wave, along with the number of responses in each reporting category in the current wave, can be found at the end of this report.

Below are the results from the latest wave of this study, the week of July 17, 2023 for dentists working in private dental practices. The report includes breakouts by ownership status, DSO affiliation, practice size, geographic location, sex, age group, and race/ethnicity. Unless noted otherwise, charts reflect the results from the latest wave of data collection. **Please note that we only include graphics representing at least 30 responses.** Because of this, we were not able to include results for respondents in the following categories: DSO, under age 35, large group (10+ dentists) and Black. The number of respondents by demographics can be found at the end of this report.

This report was published in July 2023 by the American Dental Association's Health Policy Institute.

211 E. Chicago Avenue
Chicago, Illinois 60611

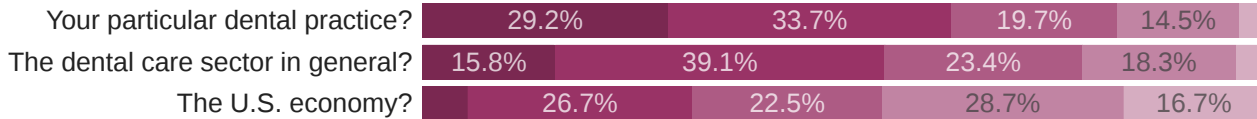
hpi@ada.org

For more information on other publications, products and services, please visit our website, ADA.org/HPI.

All Respondents

Looking ahead to the next six months, how confident are you in the recovery of:

951 Responses



- Very confident
- Somewhat confident
- Neither confident nor skeptical
- Somewhat skeptical
- Very skeptical

How full was your dental practice's appointment schedule last week?



- Mean % of appointment schedule filled

Percentage of appointment schedule filled

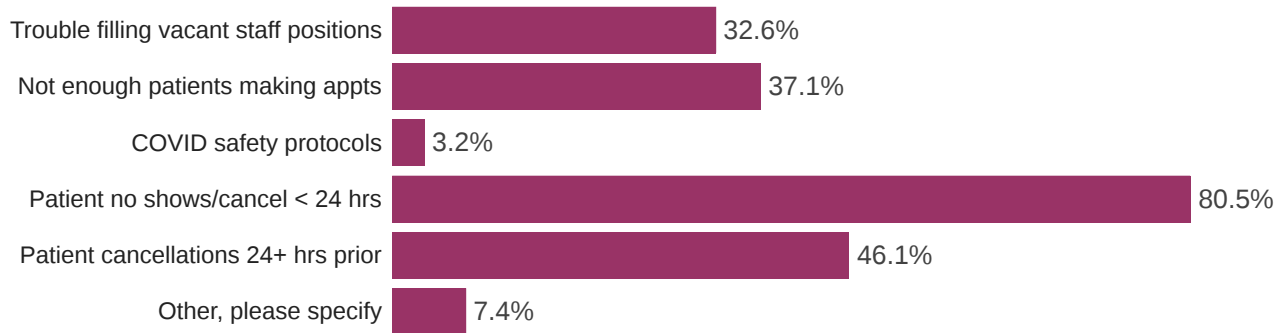
947 Responses



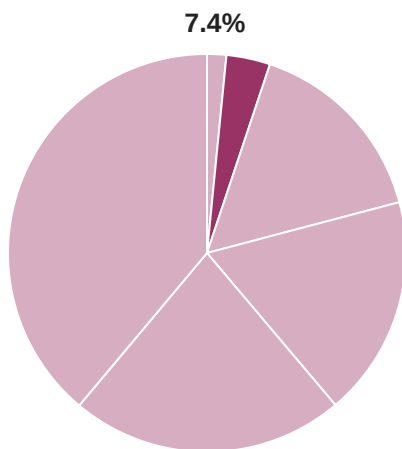
- 0-50%
- 51-80%
- 81-95%
- 96-100%
- >100%

Which of the following factors prevented your dental practice’s appointment schedule from reaching 100% last week? (Select all that apply.)

773 Responses

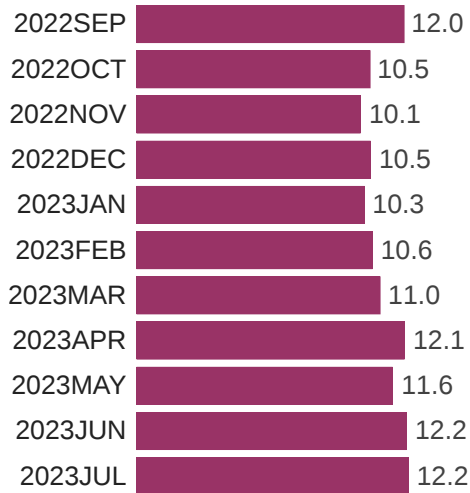


57 respondents (7.4%) selected "other, please specify." Their responses are categorized below



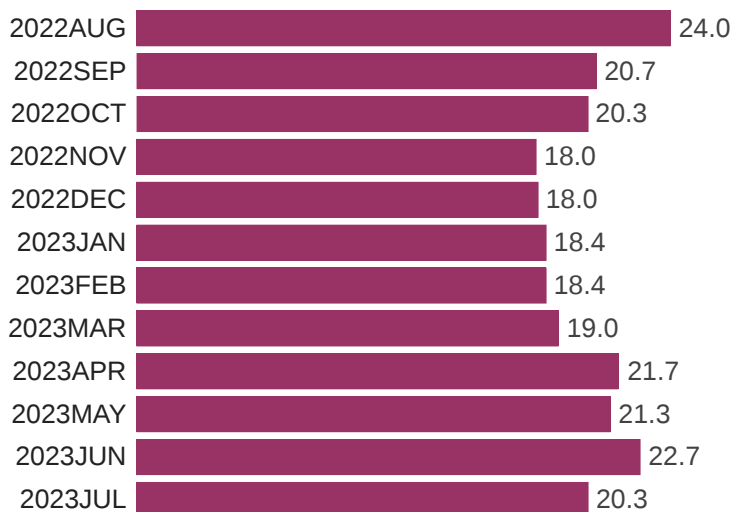
| Other, please specify: | Percentage of Responses |
|--|-------------------------|
| STAFF OUT ON VACATION / LEAVE | 42.1% |
| DROPPED DENTAL PLAN / LOW REIMBURSEMENT / INSURANCE ISSUES | 10.5% |
| STAFF OUT WITH COVID/QUARANTINE/OTHER ILLNESS | 7.0% |
| PATIENTS POSTPONING TREATMENT DUE TO COST | 5.3% |
| BAD ECONOMIC CONDITIONS | 5.3% |
| PATIENTS AWAY / OFFICE CLOSED FOR BREAK OR HOLIDAY | 3.5% |
| INCLEMENT WEATHER | 3.5% |
| END OF SCHOOL / SEASONAL SLOWDOWN | 3.5% |
| PATIENT FEAR/HESITANCY TO VISIT DENTIST | 1.8% |
| HAPPY WITH CURRENT VOLUME | 1.8% |
| MISCELLANEOUS | 7.0% |
| INEXPERIENCED / INEFFICIENT / DISENGAGED STAFF | 5.3% |

Currently, how many business days does the average *patient of record* have to wait for an appointment (excluding emergencies)?



● Mean number of days

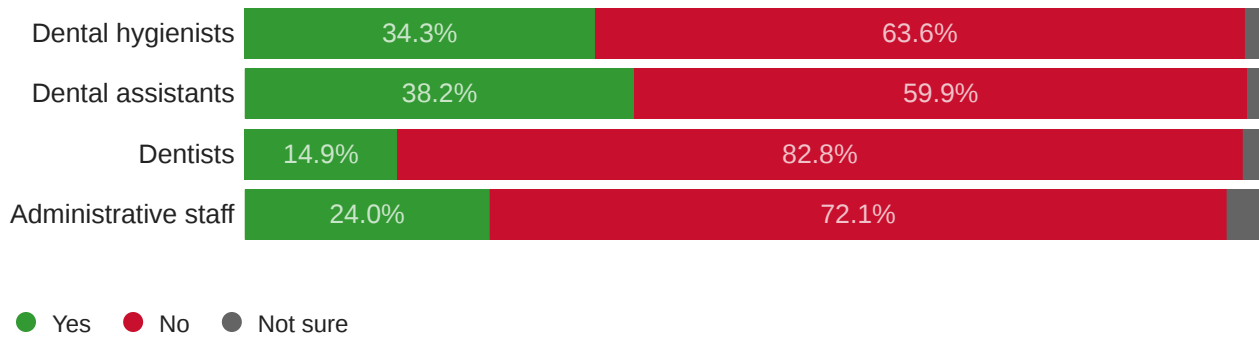
Currently, how many business days does the average *new patient* have to wait for an initial appointment (excluding emergencies)?



● Mean number of days

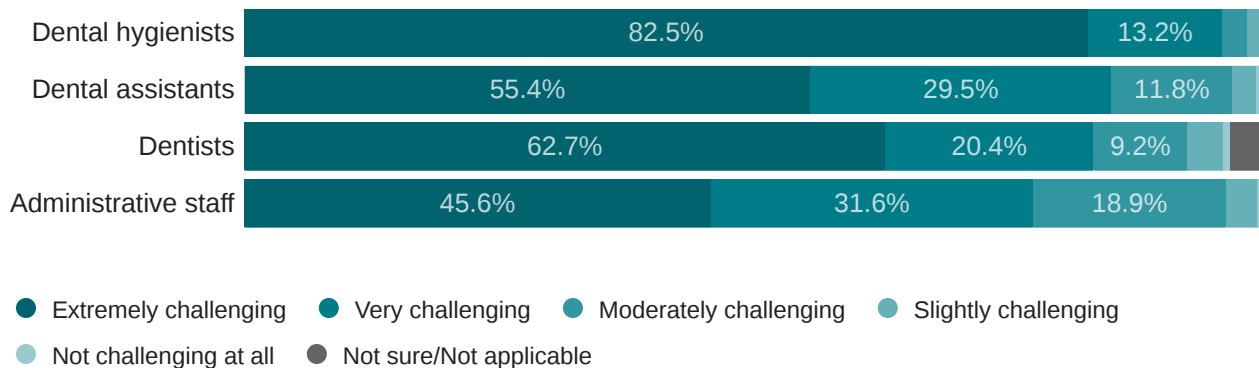
Have you recently or are you currently recruiting any of the following positions in your dental practice?

951 Responses



How challenging has it been to recruit the position(s) below?

576 Responses



Does your practice have an in-office dental plan?

874 Responses



● Yes [227] ● No, but I am considering it [193] ● No, and I am not interested [393] ● No, I don't know what that is [61]

[If yes] Who is administering the plan?

227 Responses



● My practice ● A company has been contracted

[If yes] What percent of your patients are in your in-office dental plan?

227 Responses



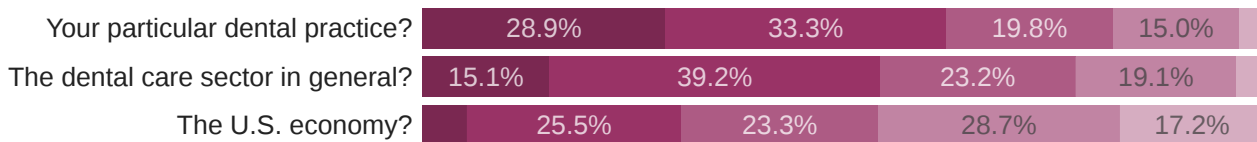
● 0% [2%, 4] ● 1-5% [50%, 113] ● 6-10% [30%, 69] ● 11-25% [13%, 29] ● More than 25% [5%, 12]

Economic Confidence

BY OWNERSHIP STATUS

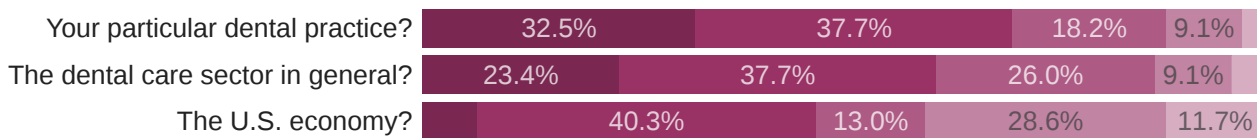
Looking ahead to the next six months, how confident are you in the recovery of:

Owner



- Very confident
- Somewhat confident
- Neither confident nor skeptical
- Somewhat skeptical
- Very skeptical

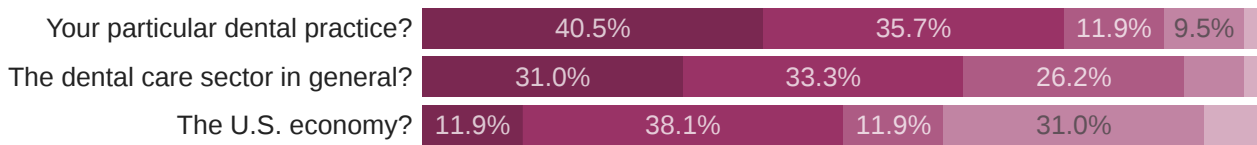
Non-owner



BY DSO AFFILIATION

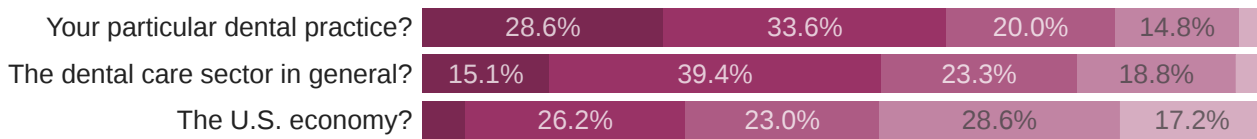
Looking ahead to the next six months, how confident are you in the recovery of:

DSO



- Very confident
- Somewhat confident
- Neither confident nor skeptical
- Somewhat skeptical
- Very skeptical

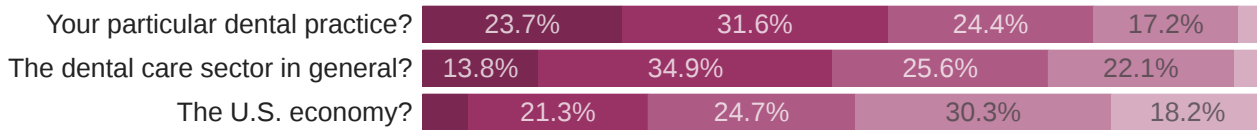
Non-DSO



BY PRACTICE SIZE

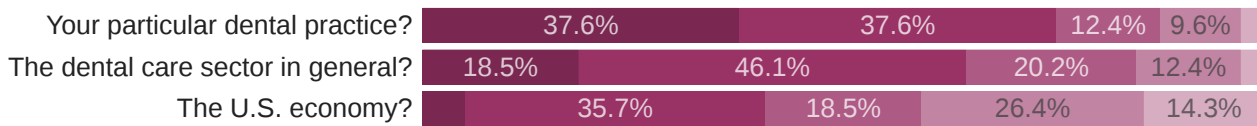
Looking ahead to the next six months, how confident are you in the recovery of:

Solo dentists

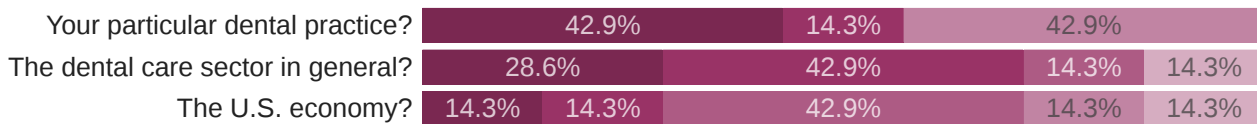


- Very confident
- Somewhat confident
- Neither confident nor skeptical
- Somewhat skeptical
- Very skeptical

2 to 9 dentists



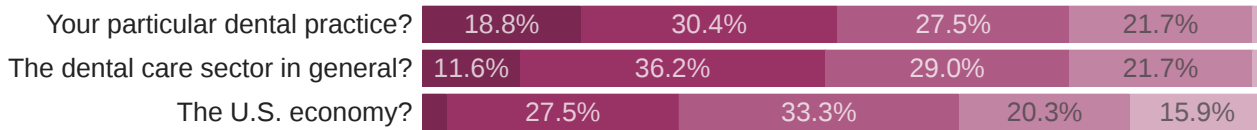
Large group (10+ dentists)



BY GEOGRAPHY

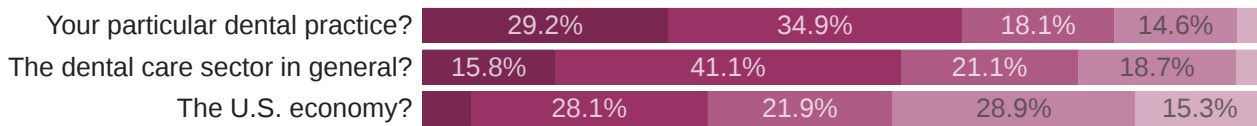
Looking ahead to the next six months, how confident are you in the recovery of:

Top 20 cities

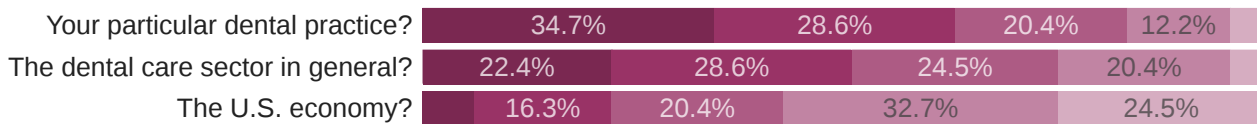


- Very confident
- Somewhat confident
- Neither confident nor skeptical
- Somewhat skeptical
- Very skeptical

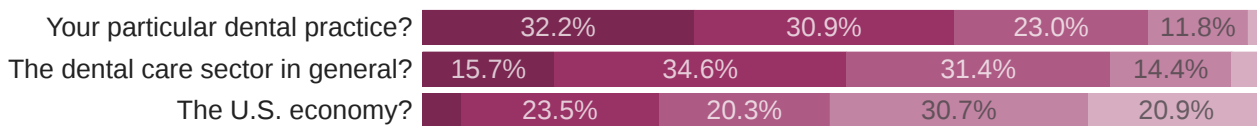
Other urban



Suburban



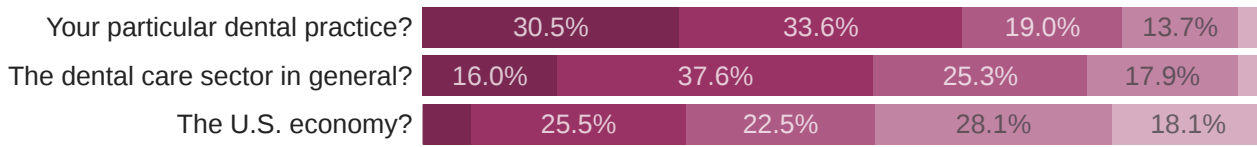
Rural



BY SEX

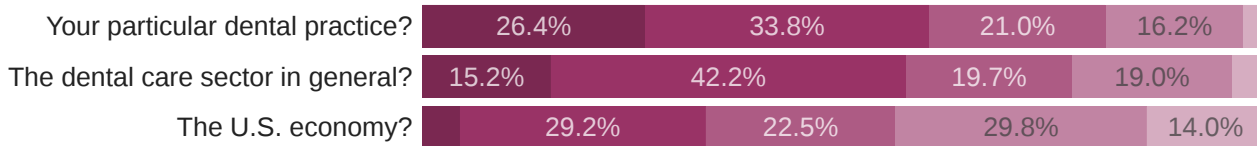
Looking ahead to the next six months, how confident are you in the recovery of:

Male



- Very confident
- Somewhat confident
- Neither confident nor skeptical
- Somewhat skeptical
- Very skeptical

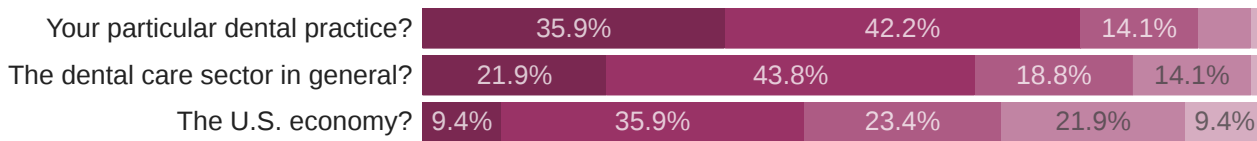
Female



BY YEARS EXPERIENCE

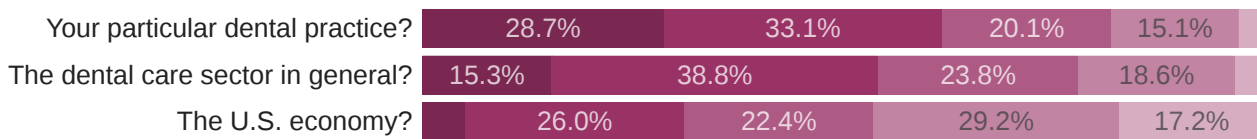
Looking ahead to the next six months, how confident are you in the recovery of:

New dentists (graduated 2013 - 2022)



- Very confident
- Somewhat confident
- Neither confident nor skeptical
- Somewhat skeptical
- Very skeptical

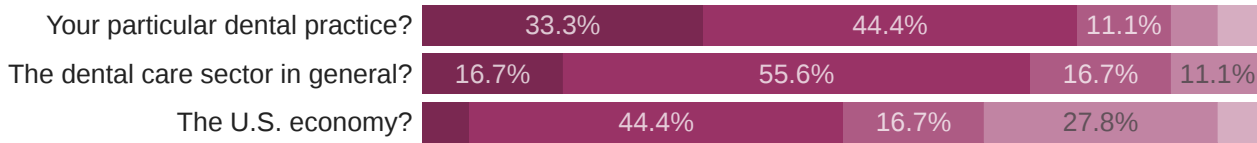
Established dentists (graduated before 2013)



BY AGE GROUP

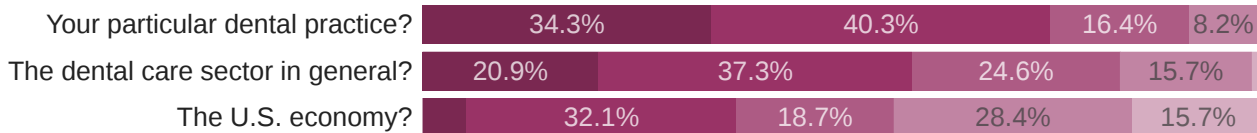
Looking ahead to the next six months, how confident are you in the recovery of:

Under 35

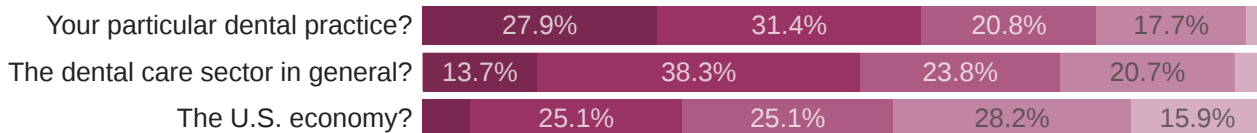


- Very confident
- Somewhat confident
- Neither confident nor skeptical
- Somewhat skeptical
- Very skeptical

35 to 44



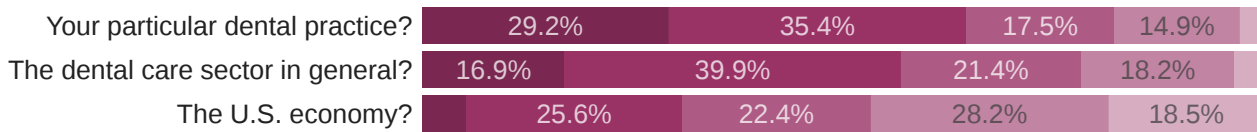
45 to 54



BY AGE GROUP (continued)

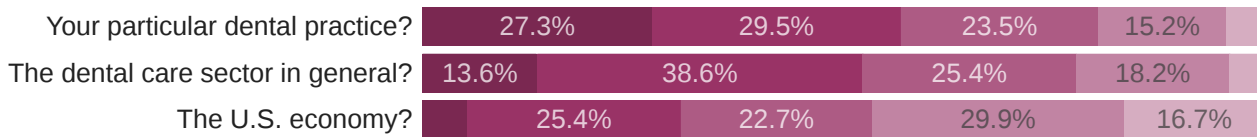
Looking ahead to the next six months, how confident are you in the recovery of:

55 to 64



- Very confident ● Somewhat confident ● Neither confident nor skeptical ● Somewhat skeptical
- Very skeptical

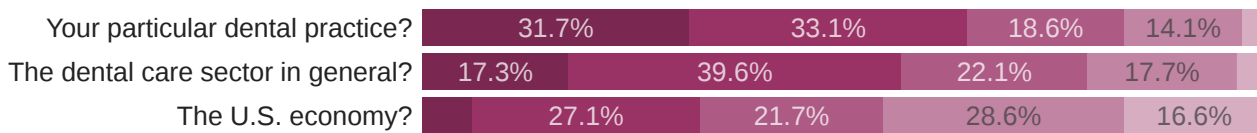
65 or older



BY RACE/ETHNICITY

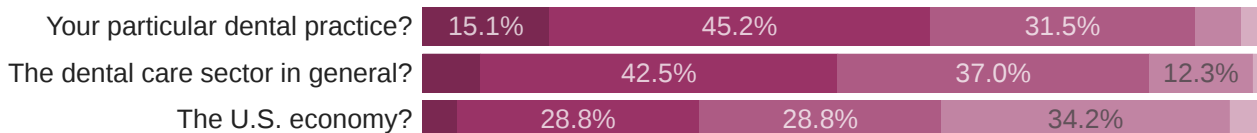
Looking ahead to the next six months, how confident are you in the recovery of:

White

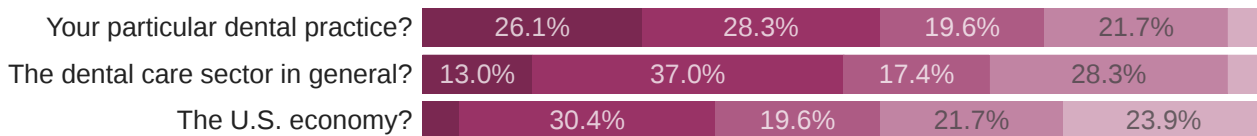


- Very confident
- Somewhat confident
- Neither confident nor skeptical
- Somewhat skeptical
- Very skeptical

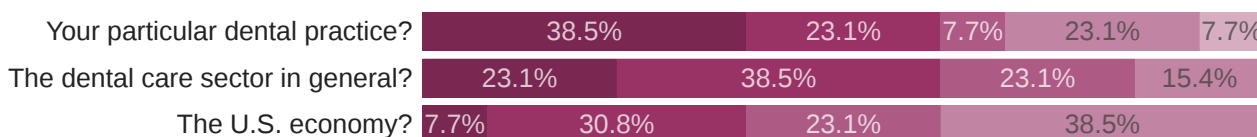
Asian



Hispanic



Black



Appointment Schedule

BY OWNERSHIP STATUS

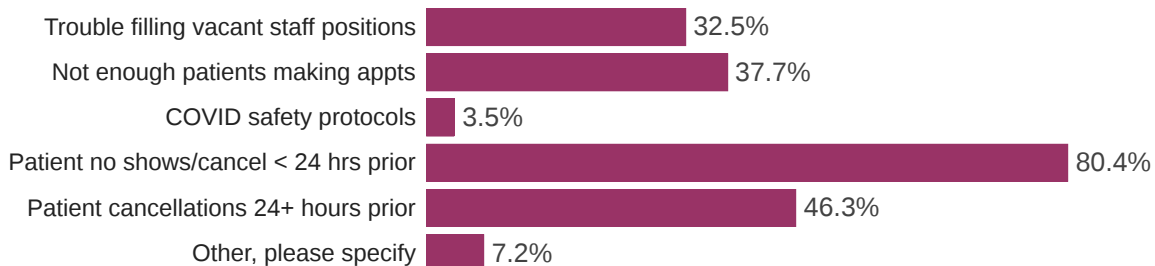
Owner

How full was your dental practice's appointment schedule last week?



● Mean % of schedule filled

Which of the following factors prevented your dental practice's appointment schedule from reaching 100% last week? (Select all that apply.)



BY OWNERSHIP STATUS (continued)

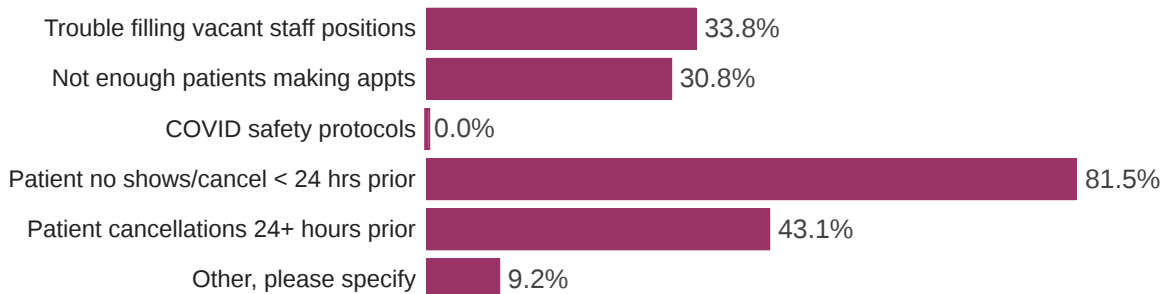
Non-owner

How full was your dental practice's appointment schedule last week?



● Mean % of schedule filled

Which of the following factors prevented your dental practice's appointment schedule from reaching 100% last week? (Select all that apply.)



BY DSO AFFILIATION

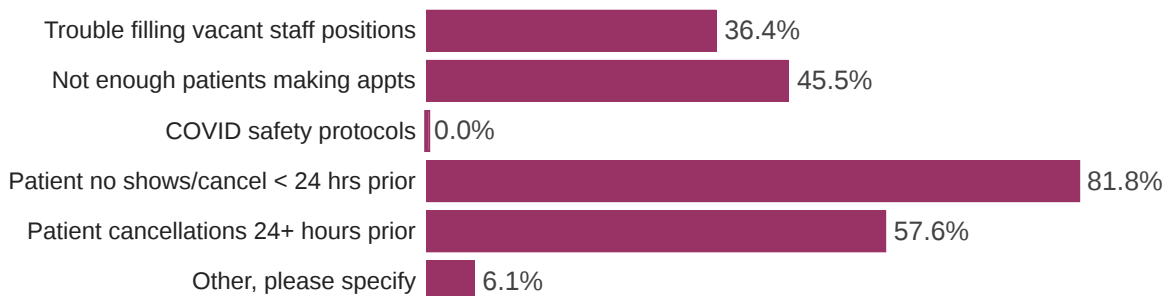
DSO

How full was your dental practice's appointment schedule last week?



● Mean % of schedule filled

Which of the following factors prevented your dental practice's appointment schedule from reaching 100% last week? (Select all that apply.)



BY DSO AFFILIATION (continued)

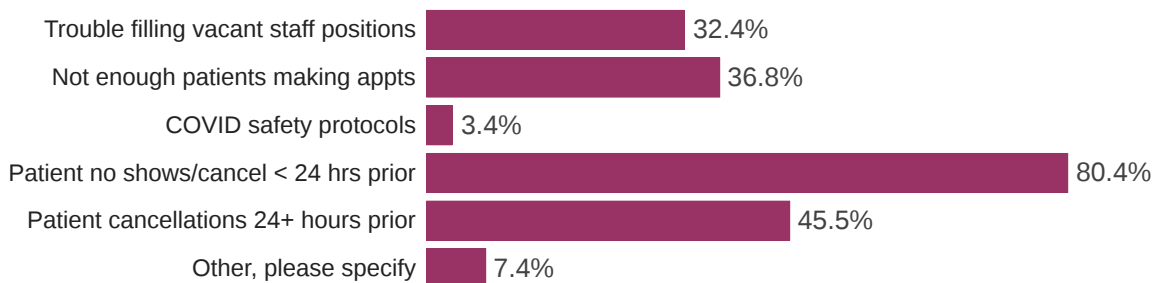
Non-DSO

How full was your dental practice's appointment schedule last week?



● Mean % of schedule filled

Which of the following factors prevented your dental practice's appointment schedule from reaching 100% last week? (Select all that apply.)



BY PRACTICE SIZE

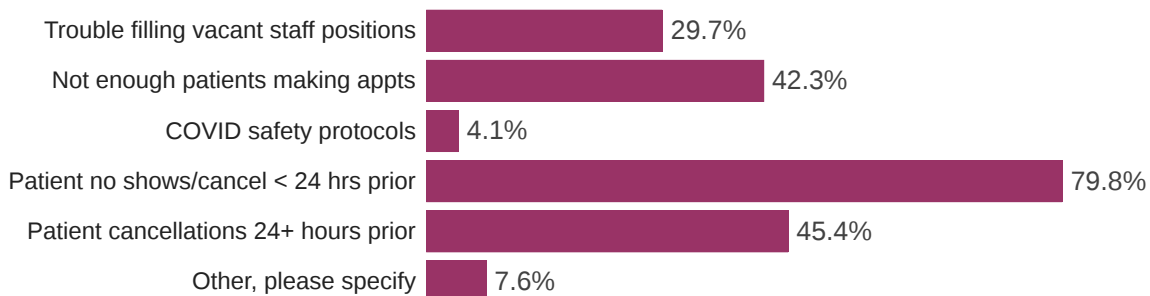
Solo dentists

How full was your dental practice's appointment schedule last week?



● Mean % of schedule filled

Which of the following factors prevented your dental practice's appointment schedule from reaching 100% last week? (Select all that apply.)



BY PRACTICE SIZE (continued)

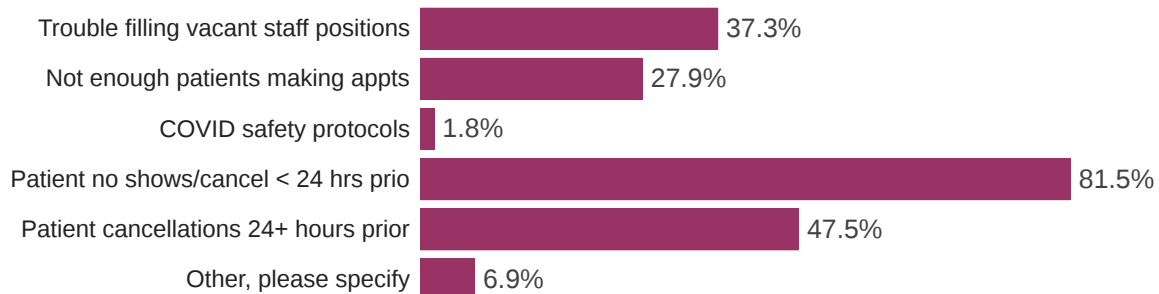
2 to 9 dentists

How full was your dental practice's appointment schedule last week?



● Mean % of schedule filled

Which of the following factors prevented your dental practice's appointment schedule from reaching 100% last week? (Select all that apply.)



BY PRACTICE SIZE (continued)

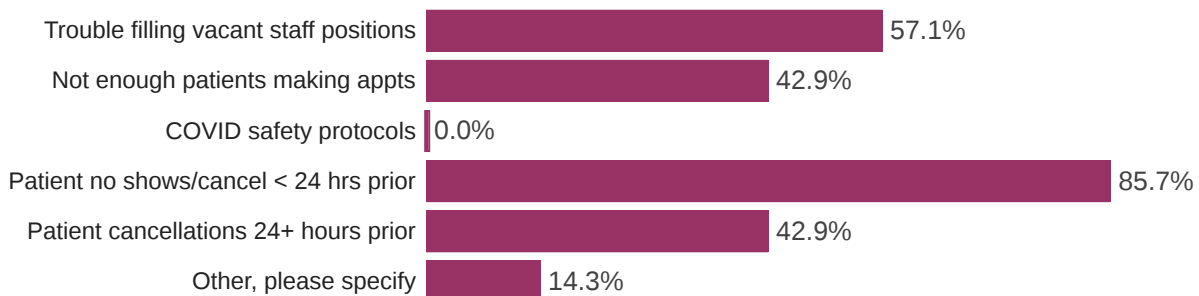
Large group (10+ dentists)

How full was your dental practice's appointment schedule last week?



● Mean % of schedule filled

Which of the following factors prevented your dental practice's appointment schedule from reaching 100% last week? (Select all that apply.)



BY GEOGRAPHY

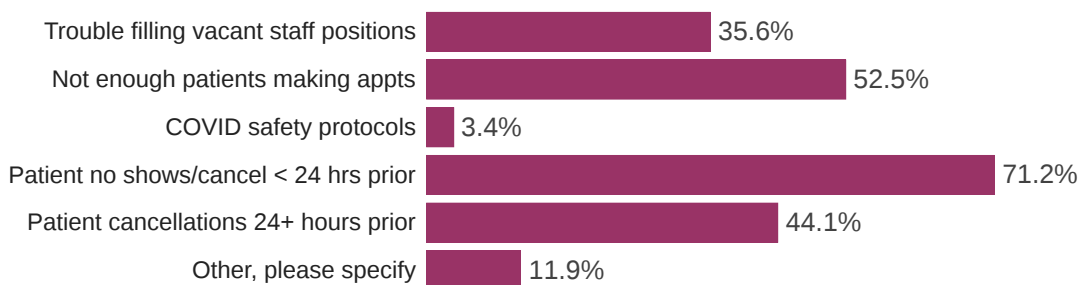
Top 20 cities

How full was your dental practice's appointment schedule last week?



● Mean % of schedule filled

Which of the following factors prevented your dental practice's appointment schedule from reaching 100% last week? (Select all that apply.)



BY GEOGRAPHY (continued)

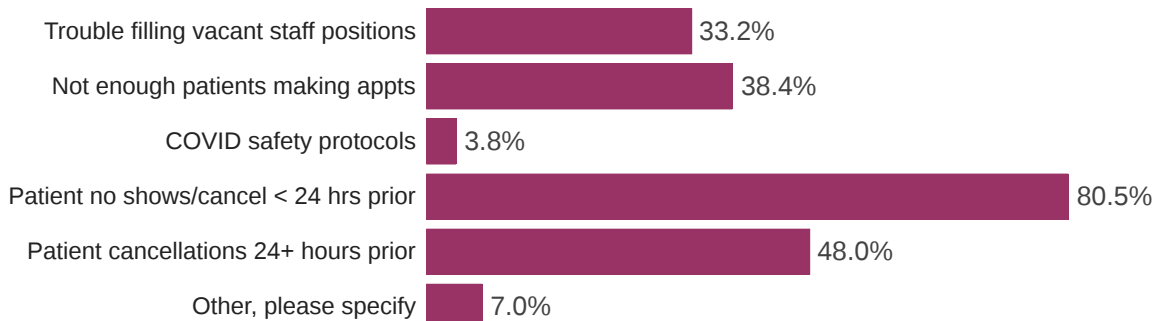
Other Urban

How full was your dental practice's appointment schedule last week?



● Mean % of schedule filled

Which of the following factors prevented your dental practice's appointment schedule from reaching 100% last week? (Select all that apply.)



BY GEOGRAPHY (continued)

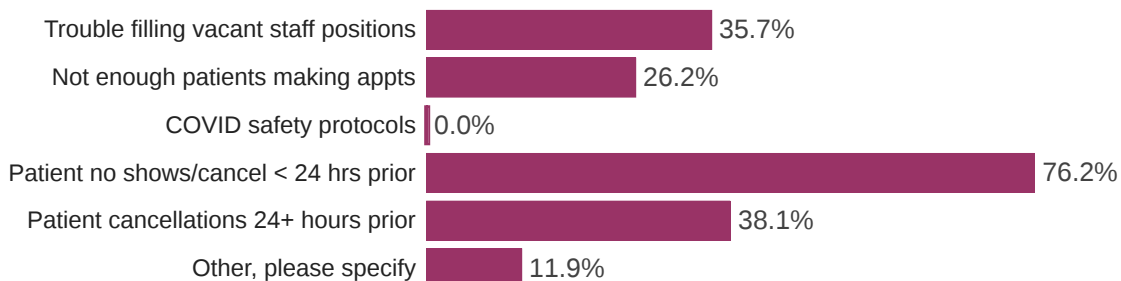
Suburban

How full was your dental practice's appointment schedule last week?



● Mean % of schedule filled

Which of the following factors prevented your dental practice's appointment schedule from reaching 100% last week? (Select all that apply.)



BY GEOGRAPHY (continued)

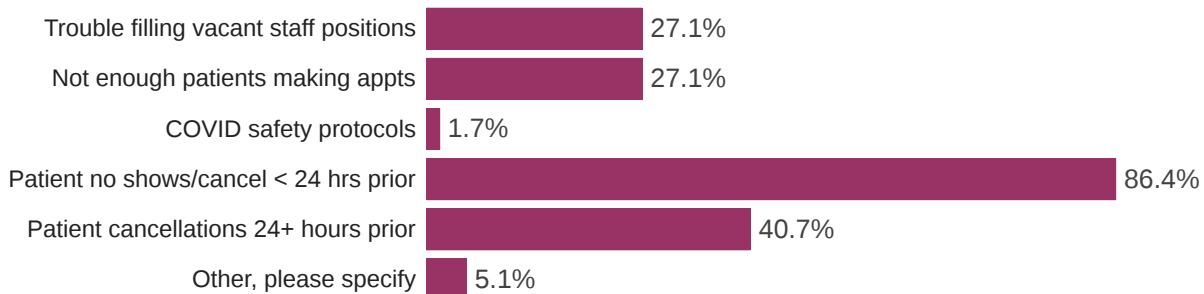
Rural

How full was your dental practice's appointment schedule last week?



● Mean % of schedule filled

Which of the following factors prevented your dental practice's appointment schedule from reaching 100% last week? (Select all that apply.)



BY SEX

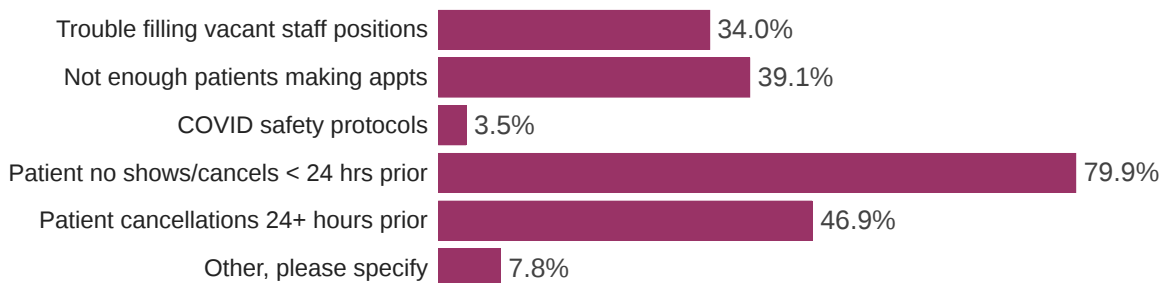
Male

How full was your dental practice's appointment schedule last week?



● Mean % of schedule filled

Which of the following factors prevented your dental practice's appointment schedule from reaching 100% last week? (Select all that apply.)



BY SEX (continued)

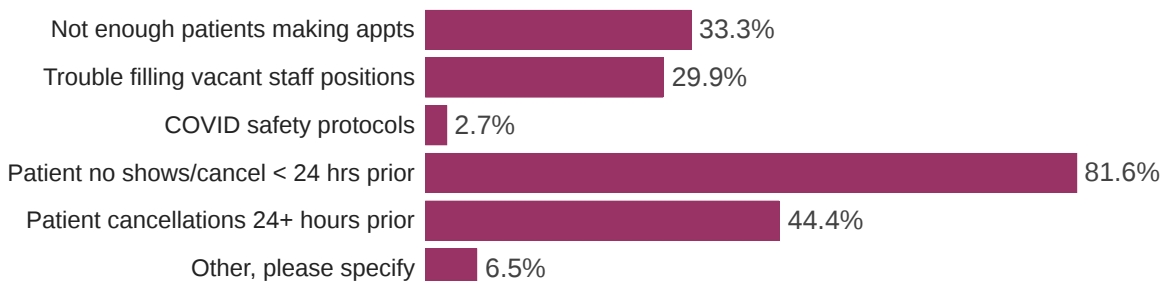
Female

How full was your dental practice's appointment schedule last week?



● Mean % of schedule filled

Which of the following factors prevented your dental practice's appointment schedule from reaching 100% last week? (Select all that apply.)



BY YEARS EXPERIENCE

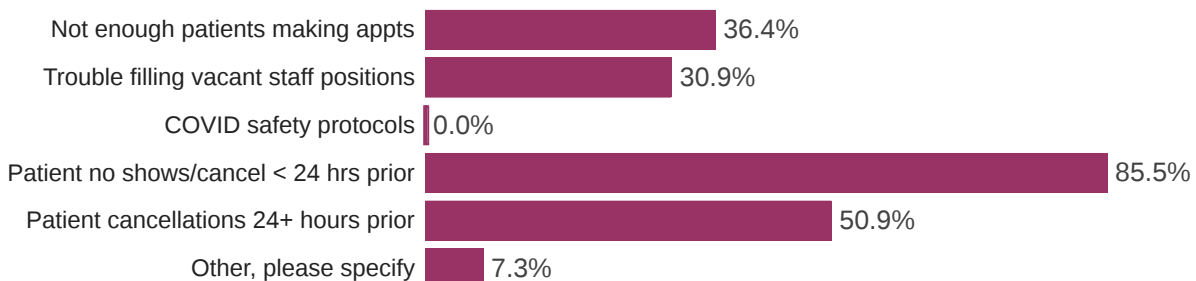
New dentists (graduated 2013 - 2022)

How full was your dental practice's appointment schedule last week?



● Mean % of schedule filled

Which of the following factors prevented your dental practice's appointment schedule from reaching 100% last week? (Select all that apply.)



BY YEARS EXPERIENCE (continued)

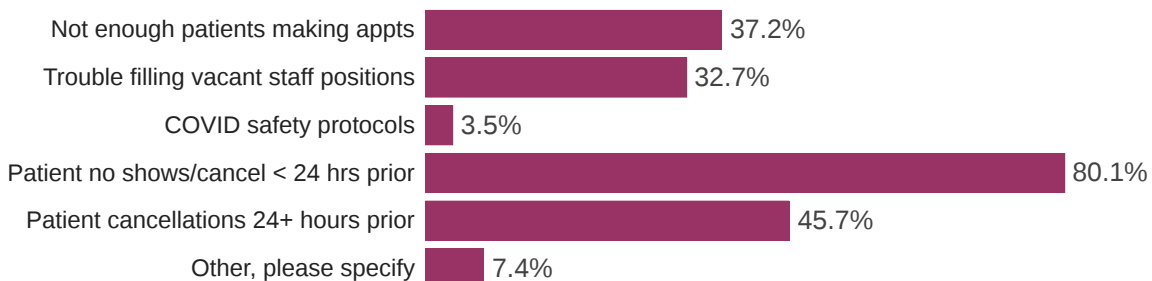
Established dentists (graduated before 2013)

How full was your dental practice's appointment schedule last week?



● Mean % of schedule filled

Which of the following factors prevented your dental practice's appointment schedule from reaching 100% last week? (Select all that apply.)



BY AGE

How full was your dental practice's appointment schedule last week?



● Mean % of schedule filled

Which of the following factors prevented your dental practice's appointment schedule from reaching 100% last week? (Select all that apply.)

| Field | <35 | 35-44 | 45-54 | 55-64 | 65+ |
|--|--------|-------|-------|-------|-------|
| Not enough patients trying to make appointments | 37.5% | 26.9% | 35.2% | 35.1% | 45.9% |
| Trouble filling vacant staff positions | 37.5% | 31.5% | 32.4% | 32.7% | 32.9% |
| COVID safety protocols are limiting the capacity | 0.0% | 2.8% | 1.7% | 3.2% | 5.0% |
| Patient no shows/ cancellations < 24 hrs | 100.0% | 89.8% | 85.2% | 80.9% | 70.3% |
| Patient cancellations 24+ hours prior | 68.8% | 53.7% | 48.9% | 45.4% | 39.2% |
| Other, please specify | 6.3% | 4.6% | 6.3% | 6.8% | 10.4% |

BY RACE/ETHNICITY

How full was your dental practice's appointment schedule last week?



● Mean % of schedule filled

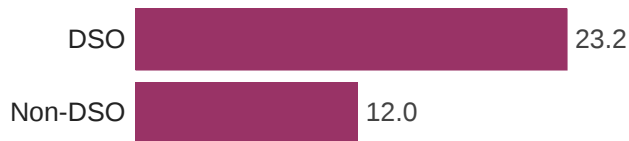
Which of the following factors prevented your dental practice's appointment schedule from reaching 100% last week? (Select all that apply.)

| Field | White | Asian | Hispanic | Black |
|--|-------|-------|----------|-------|
| Not enough patients trying to make appointments | 34.3% | 47.7% | 45.0% | 20.0% |
| Trouble filling vacant staff positions | 32.1% | 32.3% | 37.5% | 50.0% |
| COVID safety protocols are limiting the capacity | 3.1% | 7.7% | 2.5% | 0.0% |
| Patient no shows/cancellations < 24 hrs | 80.0% | 84.6% | 75.0% | 90.0% |
| Patient cancellations 24+ hours prior | 44.9% | 55.4% | 50.0% | 60.0% |
| Other, please specify | 8.2% | 1.5% | 7.5% | 10.0% |

Patient Wait Times

BY DSO AFFILIATION

[Owners only] Currently, how many business days does the average *patient of record* have to wait for an appointment (excluding emergencies)?



● Mean number of days

[Owners only] Currently, how many business days does the average *new patient* have to wait for an initial appointment (excluding emergencies)?



● Mean number of days

BY PRACTICE SIZE

[Owners only] Currently, how many business days does the average *patient of record* have to wait for an appointment (excluding emergencies)?

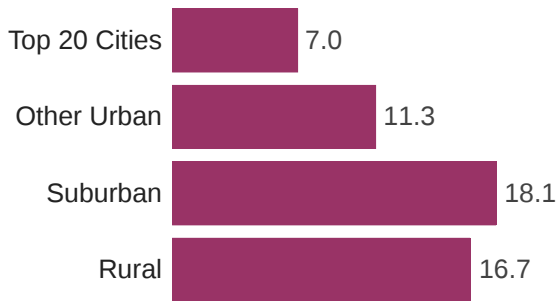


[Owners only] Currently, how many business days does the average *new patient* have to wait for an initial appointment (excluding emergencies)?



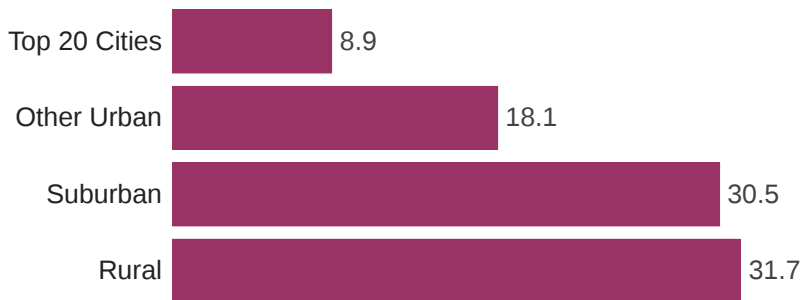
BY GEOGRAPHY

[Owners only] Currently, how many business days does the average *patient of record* have to wait for an appointment (excluding emergencies)?



● Mean number of days

[Owners only] Currently, how many business days does the average *new patient* have to wait for an initial appointment (excluding emergencies)?



● Mean number of days

BY SEX

[Owners only] Currently, how many business days does the average *patient of record* have to wait for an appointment (excluding emergencies)?



● Mean number of days

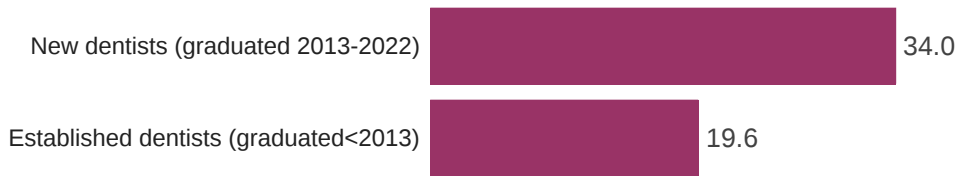
[Owners only] Currently, how many business days does the average *new patient* have to wait for an initial appointment (excluding emergencies)?



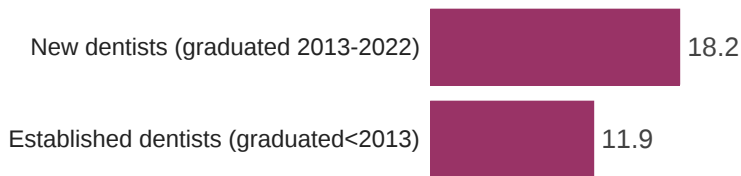
● Mean number of days

BY YEARS EXPERIENCE

[Owners only] Currently, how many business days does the average *new patient* have to wait for an initial appointment (excluding emergencies)?

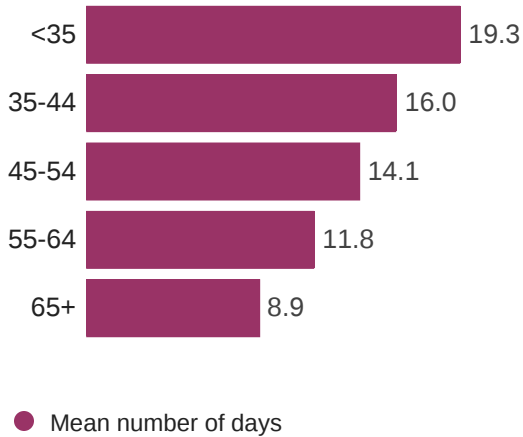


[Owners only] Currently, how many business days does the average *patient of record* have to wait for an appointment (excluding emergencies)?

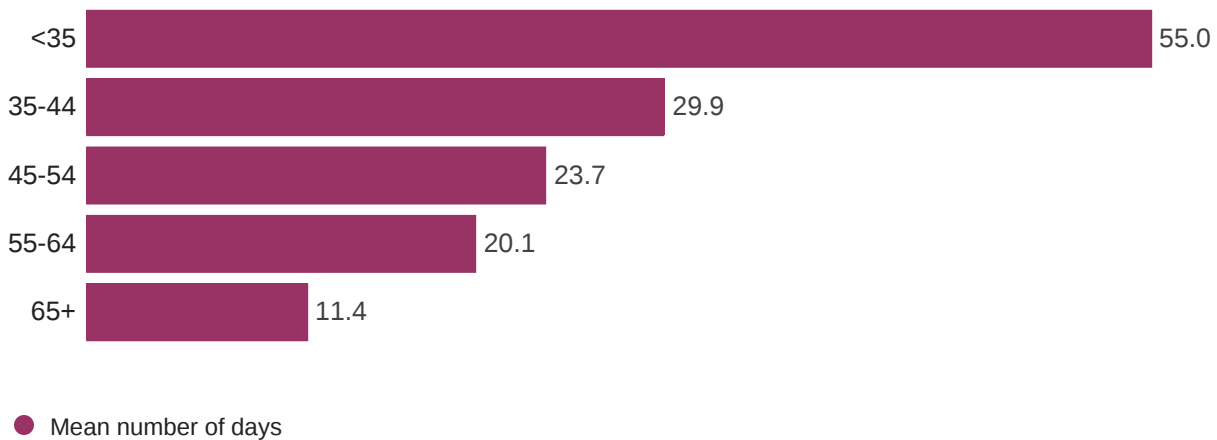


BY AGE GROUP

[Owners only] Currently, how many business days does the average *patient of record* have to wait for an appointment (excluding emergencies)?

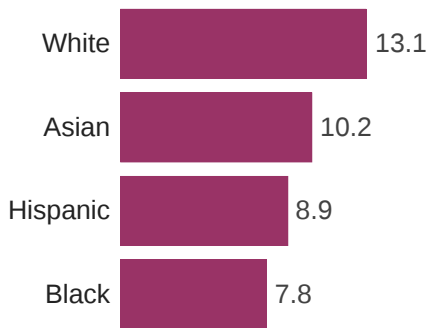


[Owners only] Currently, how many business days does the average *new patient* have to wait for an initial appointment (excluding emergencies)?



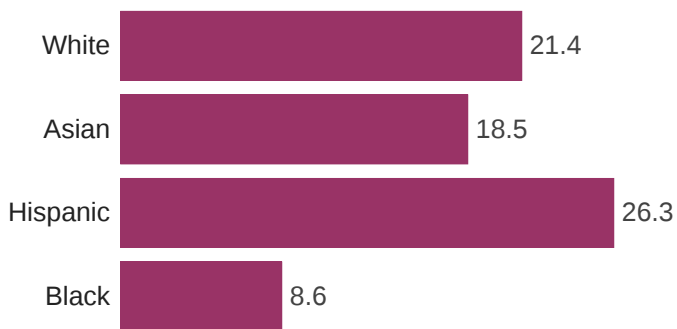
BY RACE / ETHNICITY

[Owners only] Currently, how many business days does the average *patient of record* have to wait for an appointment (excluding emergencies)?



● Mean number of days

[Owners only] Currently, how many business days does the average *new patient* have to wait for an initial appointment (excluding emergencies)?



● Mean number of days

Staff Recruitment

BY OWNERSHIP STATUS

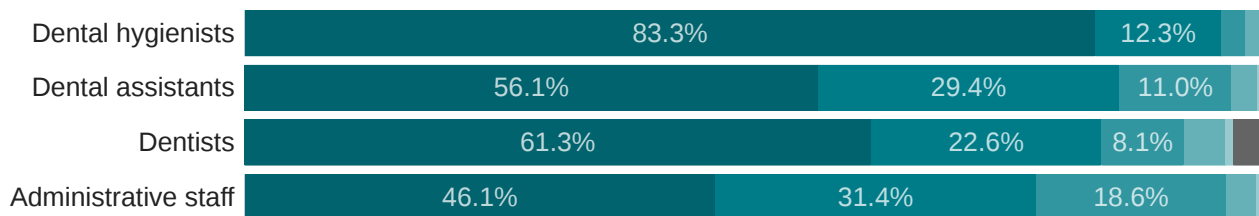
Owner dentists

Have you recently or are you currently recruiting any of the following positions in your dental practice?



● Yes ● No ● Not sure

How challenging has it been to recruit the position(s) below?



● Extremely challenging ● Very challenging ● Moderately challenging ● Slightly challenging
 ● Not challenging at all ● Not sure/Not applicable

BY OWNERSHIP STATUS (continued)

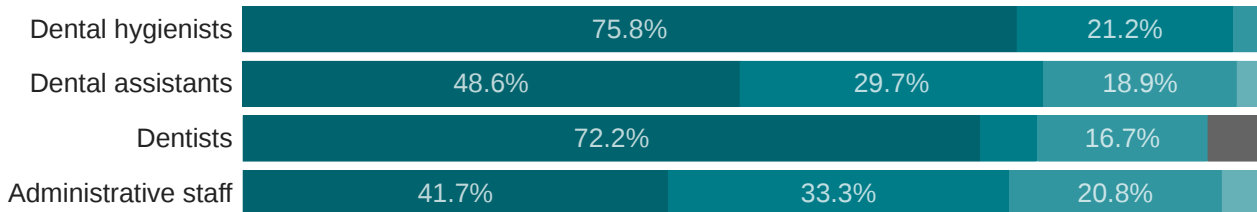
Non-owner dentists

Have you recently or are you currently recruiting any of the following positions in your dental practice?



● Yes ● No ● Not sure

How challenging has it been to recruit the position(s) below?

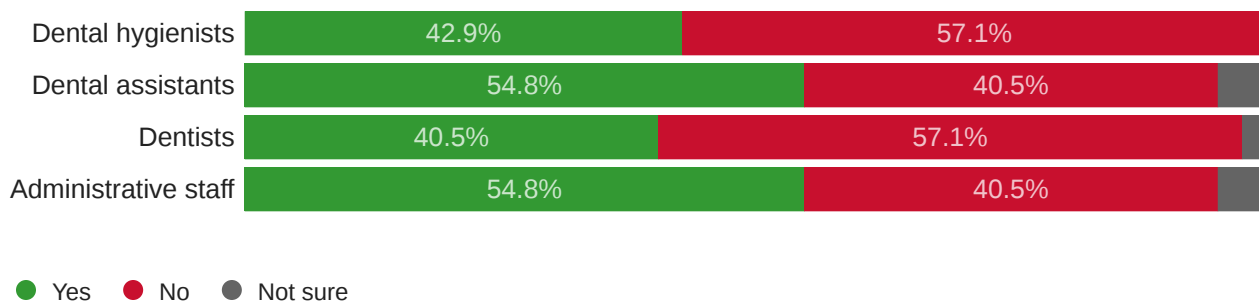


● Extremely challenging ● Very challenging ● Moderately challenging ● Slightly challenging
 ● Not challenging at all ● Not sure/Not applicable

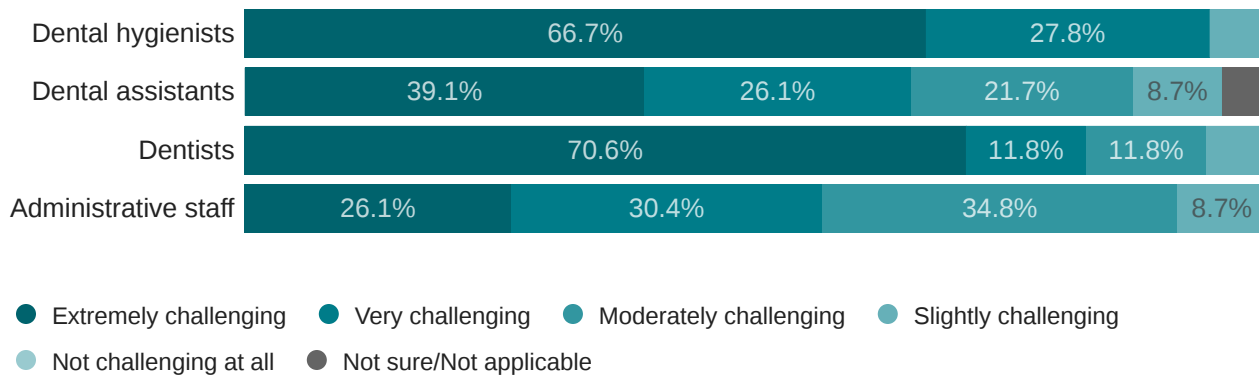
BY DSO AFFILIATION

DSO

Have you recently or are you currently recruiting any of the following positions in your dental practice?



How challenging has it been to recruit the position(s) below?



BY DSO AFFILIATION (continued)

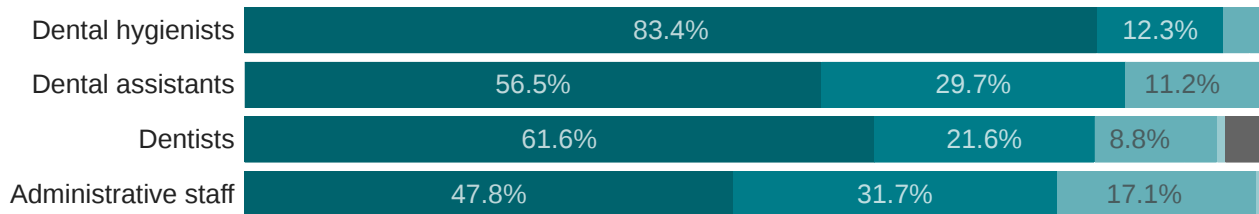
Non-DSO

Have you recently or are you currently recruiting any of the following positions in your dental practice?



● Yes ● No ● Not sure

How challenging has it been to recruit the position(s) below?



● Extremely challenging ● Very challenging ● Moderately challenging ● Slightly challenging
 ● Not challenging at all ● Not sure/Not applicable

BY PRACTICE SIZE

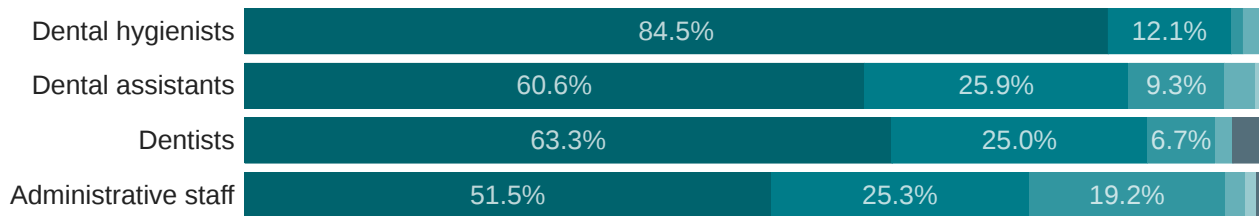
Solo dentists

Have you recently or are you currently recruiting any of the following positions in your dental practice?



● Yes ● No ● Not sure

How challenging has it been to recruit the position(s) below?



● Extremely challenging ● Very challenging ● Moderately challenging ● Slightly challenging
 ● Not challenging at all ● Not sure/Not applicable

BY PRACTICE SIZE (continued)

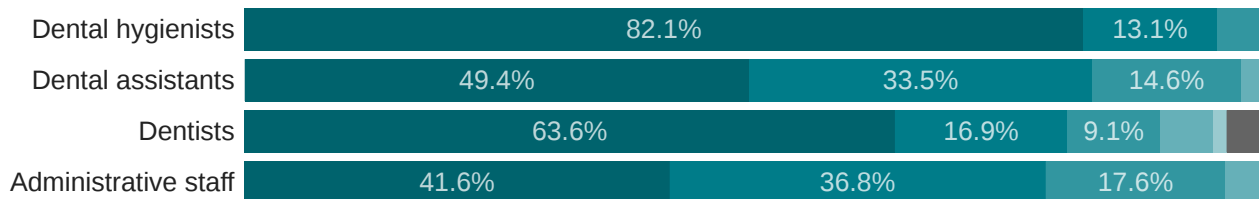
2 to 9 dentists

Have you recently or are you currently recruiting any of the following positions in your dental practice?



● Yes ● No ● Not sure

How challenging has it been to recruit the position(s) below?

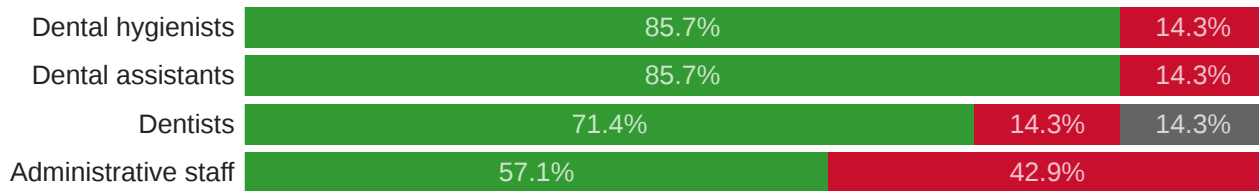


● Extremely challenging ● Very challenging ● Moderately challenging ● Slightly challenging
● Not challenging at all ● Not sure/Not applicable

BY PRACTICE SIZE (continued)

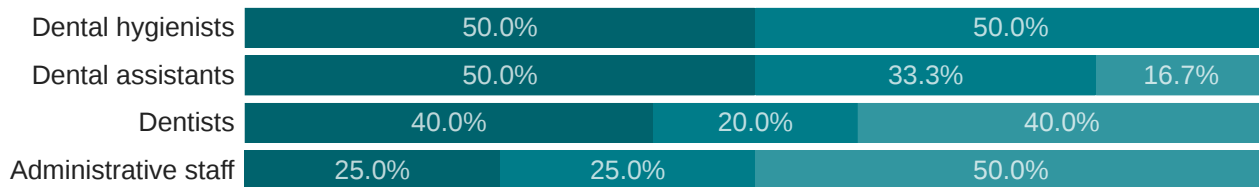
Large group (10+ dentists)

Have you recently or are you currently recruiting any of the following positions in your dental practice?



● Yes ● No ● Not sure

How challenging has it been to recruit the position(s) below?



● Extremely challenging ● Very challenging ● Moderately challenging ● Slightly challenging
 ● Not challenging at all ● Not sure/Not applicable

BY GEOGRAPHY

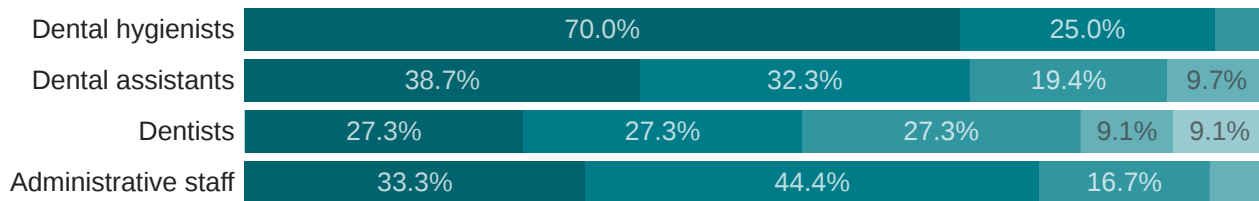
Top 20 Cities

Have you recently or are you currently recruiting any of the following positions in your dental practice?



● Yes ● No ● Not sure

How challenging has it been to recruit the position(s) below?



● Extremely challenging ● Very challenging ● Moderately challenging ● Slightly challenging
 ● Not challenging at all ● Not sure/Not applicable

BY GEOGRAPHY (continued)

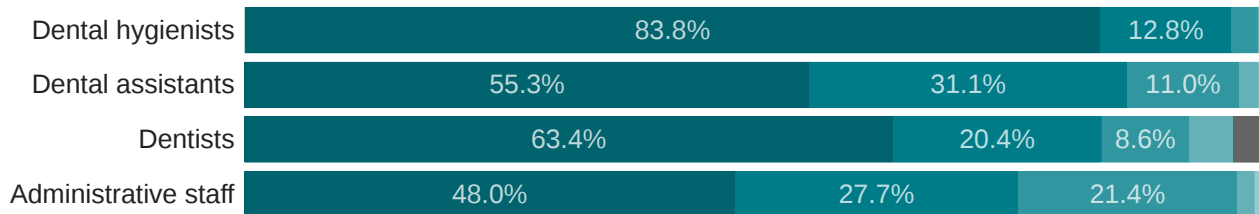
Other Urban

Have you recently or are you currently recruiting any of the following positions in your dental practice?



● Yes ● No ● Not sure

How challenging has it been to recruit the position(s) below?



● Extremely challenging ● Very challenging ● Moderately challenging ● Slightly challenging
 ● Not challenging at all ● Not sure/Not applicable

BY GEOGRAPHY (continued)

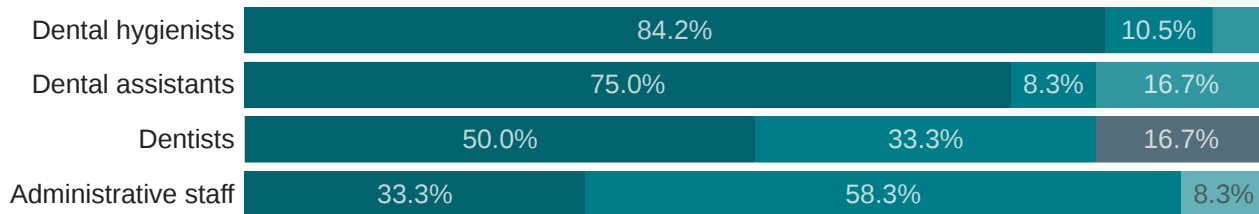
Suburban

Have you recently or are you currently recruiting any of the following positions in your dental practice?



● Yes ● No ● Not sure

How challenging has it been to recruit the position(s) below?



● Extremely challenging ● Very challenging ● Moderately challenging ● Slightly challenging
 ● Not challenging at all ● Not sure/Not applicable

BY GEOGRAPHY (continued)

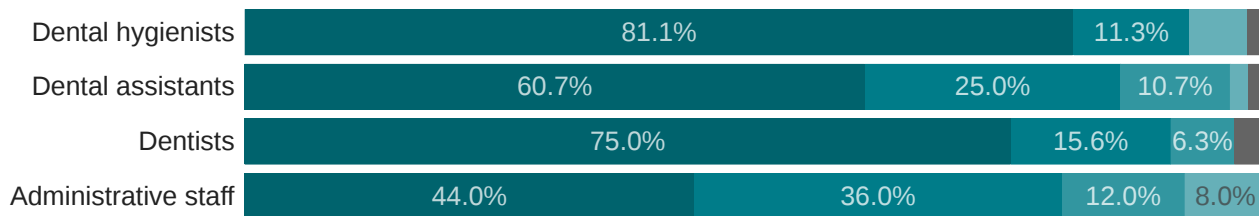
Rural

Have you recently or are you currently recruiting any of the following positions in your dental practice?



● Yes ● No ● Not sure

How challenging has it been to recruit the position(s) below?



● Extremely challenging ● Very challenging ● Moderately challenging ● Slightly challenging
 ● Not challenging at all ● Not sure/Not applicable

BY SEX

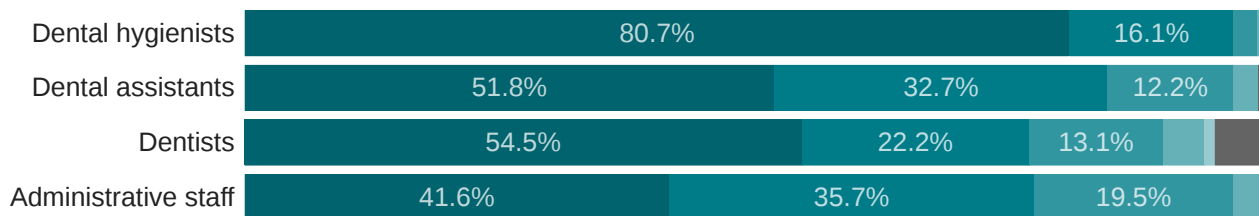
Male

Have you recently or are you currently recruiting any of the following positions in your dental practice?



● Yes ● No ● Not sure

How challenging has it been to recruit the position(s) below?



● Extremely challenging ● Very challenging ● Moderately challenging ● Slightly challenging
 ● Not challenging at all ● Not sure/Not applicable

BY SEX (continued)

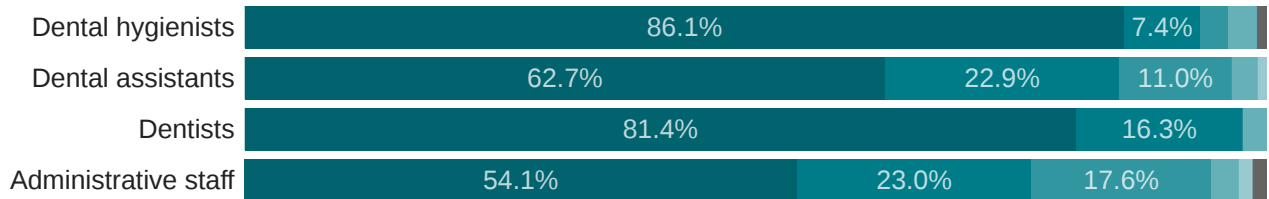
Female

Have you recently or are you currently recruiting any of the following positions in your dental practice?



● Yes ● No ● Not sure

How challenging has it been to recruit the position(s) below?



● Extremely challenging ● Very challenging ● Moderately challenging ● Slightly challenging
 ● Not challenging at all ● Not sure/Not applicable

BY YEARS EXPERIENCE

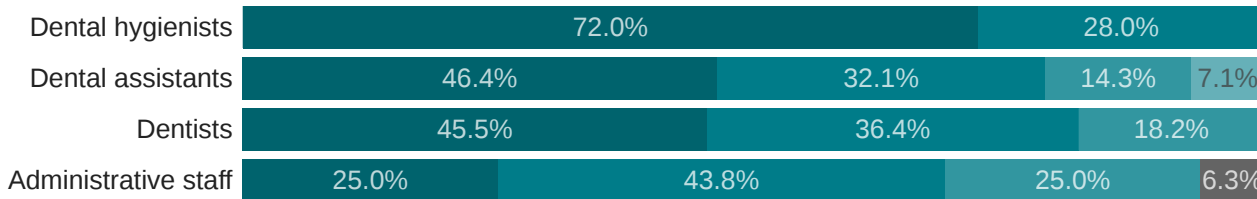
New Dentists (graduated 2013 - 2022)

Have you recently or are you currently recruiting any of the following positions in your dental practice?



● Yes ● No ● Not sure

How challenging has it been to recruit the position(s) below?



● Extremely challenging ● Very challenging ● Moderately challenging ● Slightly challenging
● Not challenging at all ● Not sure/Not applicable

BY YEARS EXPERIENCE (continued)

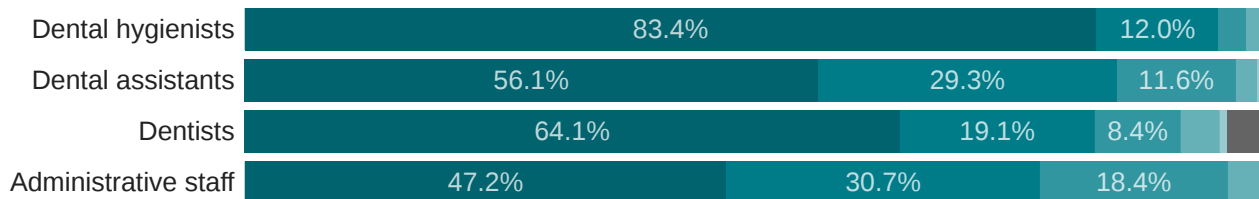
Established Dentists (graduated before 2013)

Have you recently or are you currently recruiting any of the following positions in your dental practice?



● Yes ● No ● Not sure

How challenging has it been to recruit the position(s) below?

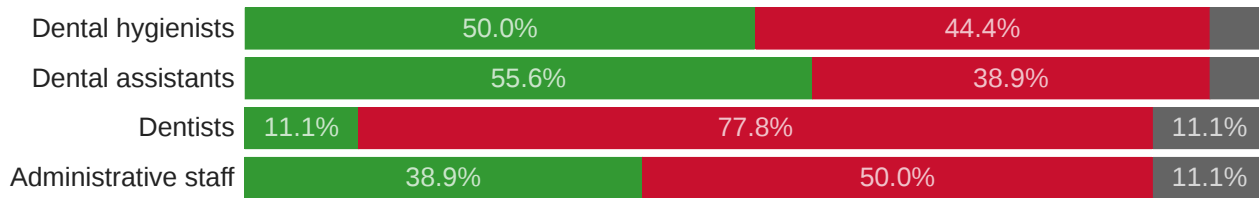


● Extremely challenging ● Very challenging ● Moderately challenging ● Slightly challenging
 ● Not challenging at all ● Not sure/Not applicable

BY AGE GROUP

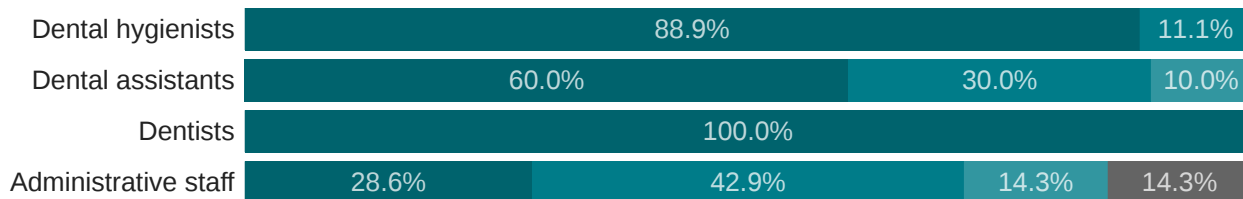
Under 35

Have you recently or are you currently recruiting any of the following positions in your dental practice?



● Yes ● No ● Not sure

How challenging has it been to recruit the position(s) below?



● Extremely challenging ● Very challenging ● Moderately challenging ● Slightly challenging
 ● Not challenging at all ● Not sure/Not applicable

BY AGE GROUP (continued)

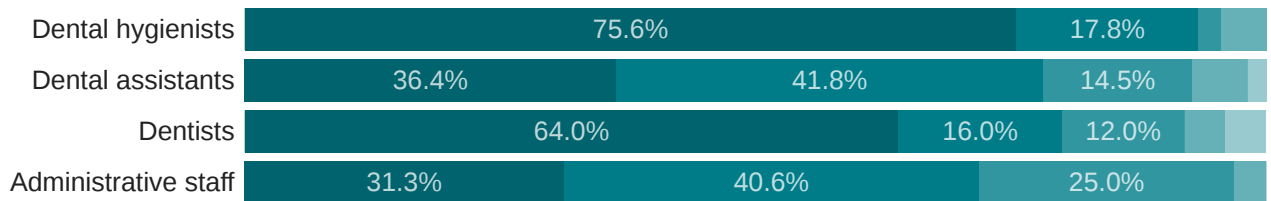
35 to 44

Have you recently or are you currently recruiting any of the following positions in your dental practice?



● Yes ● No ● Not sure

How challenging has it been to recruit the position(s) below?



● Extremely challenging ● Very challenging ● Moderately challenging ● Slightly challenging
 ● Not challenging at all ● Not sure/Not applicable

BY AGE GROUP (continued)

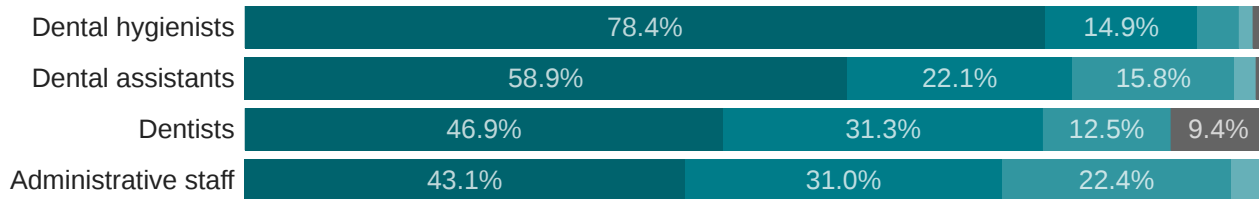
45 to 54

Have you recently or are you currently recruiting any of the following positions in your dental practice?



● Yes ● No ● Not sure

How challenging has it been to recruit the position(s) below?



● Extremely challenging ● Very challenging ● Moderately challenging ● Slightly challenging
 ● Not challenging at all ● Not sure/Not applicable

BY AGE GROUP (continued)

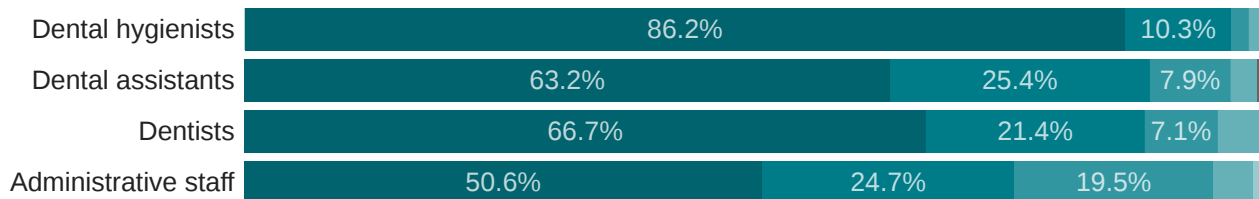
55 to 64

Have you recently or are you currently recruiting any of the following positions in your dental practice?



● Yes ● No ● Not sure

How challenging has it been to recruit the position(s) below?



● Extremely challenging ● Very challenging ● Moderately challenging ● Slightly challenging
 ● Not challenging at all ● Not sure/Not applicable

BY AGE GROUP (continued)

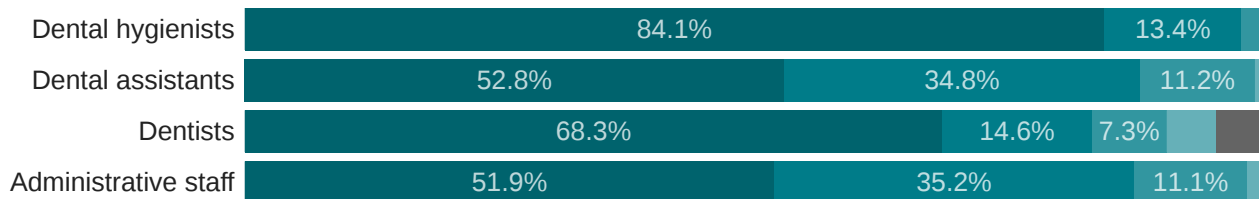
65 or older

Have you recently or are you currently recruiting any of the following positions in your dental practice?



● Yes ● No ● Not sure

How challenging has it been to recruit the position(s) below?

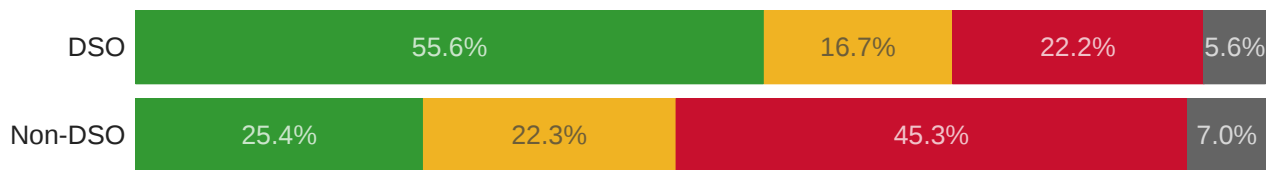


● Extremely challenging ● Very challenging ● Moderately challenging ● Slightly challenging
 ● Not challenging at all ● Not sure/Not applicable

Questions of the Week
In-office Dental Plans

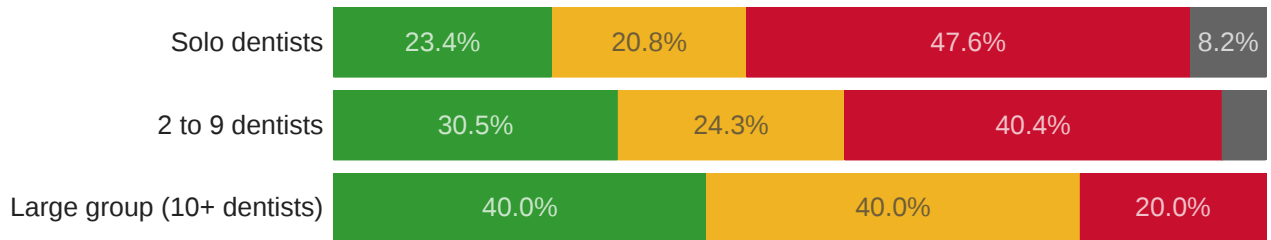
[Owner dentists] Does your practice have an in-office dental plan?

BY DSO AFFILIATION

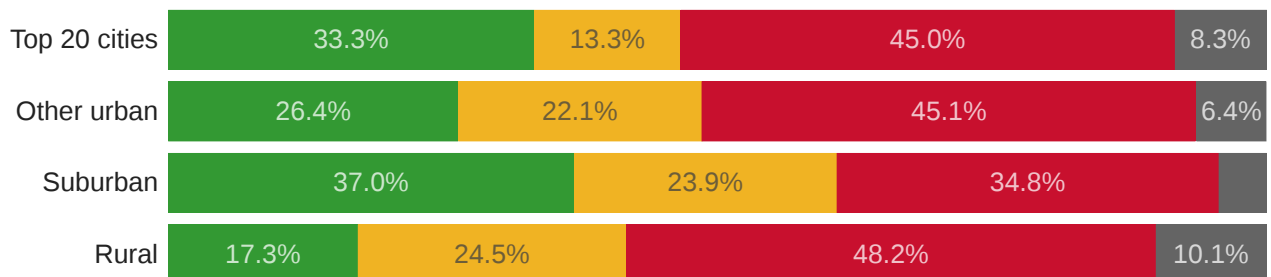


● Yes ● No, but I am considering it ● No, and I am not interested ● No, I don't know what that is

BY PRACTICE SIZE

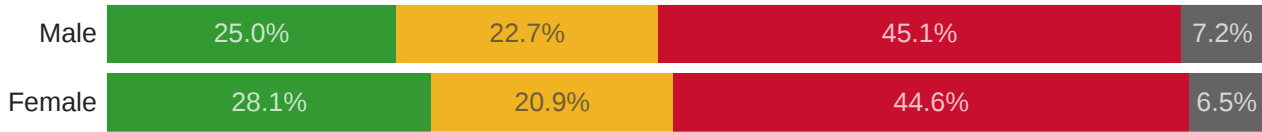


BY GEOGRAPHY



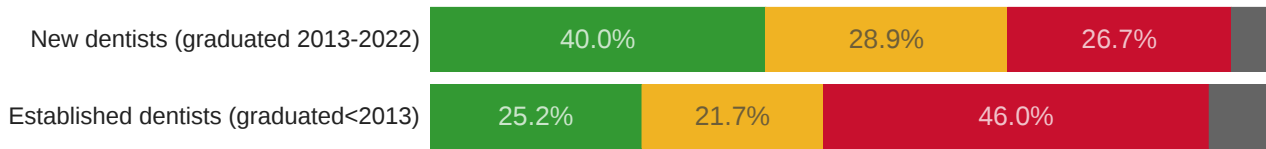
[Owner dentists] Does your practice have an in-office dental plan? (continued)

BY SEX

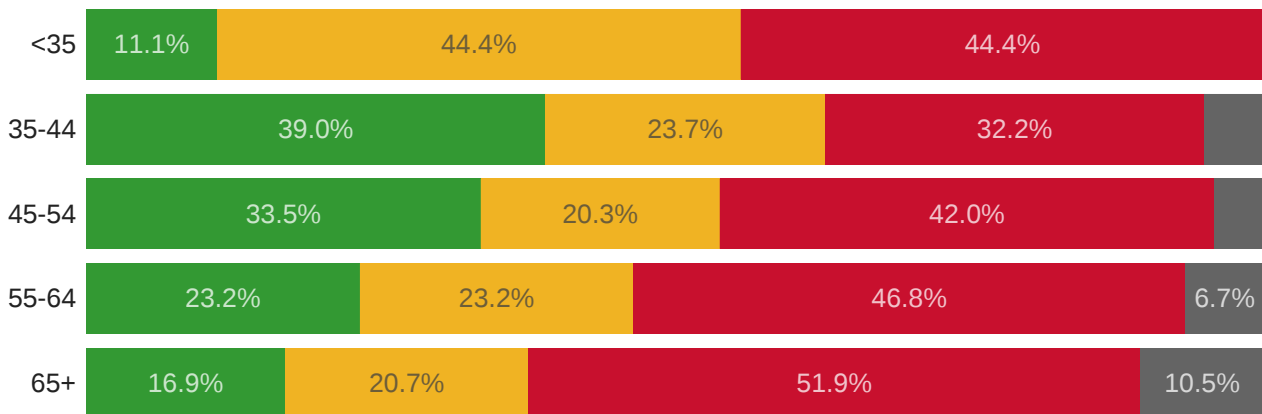


● Yes ● No, but I am considering it ● No, and I am not interested ● No, I don't know what that is

BY YEARS EXPERIENCE

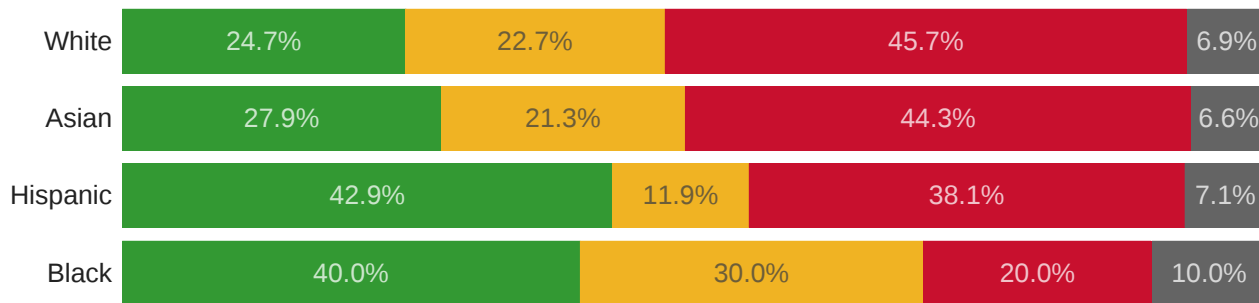


BY AGE GROUP



[Owner dentists] Does your practice have an in-office dental plan? (continued)


BY RACE/ETHNICITY



● Yes ● No, but I am considering it ● No, and I am not interested ● No, I don't know what that is


[If administering in-office plan] Who is administering the plan?

BY DSO AFFILIATION

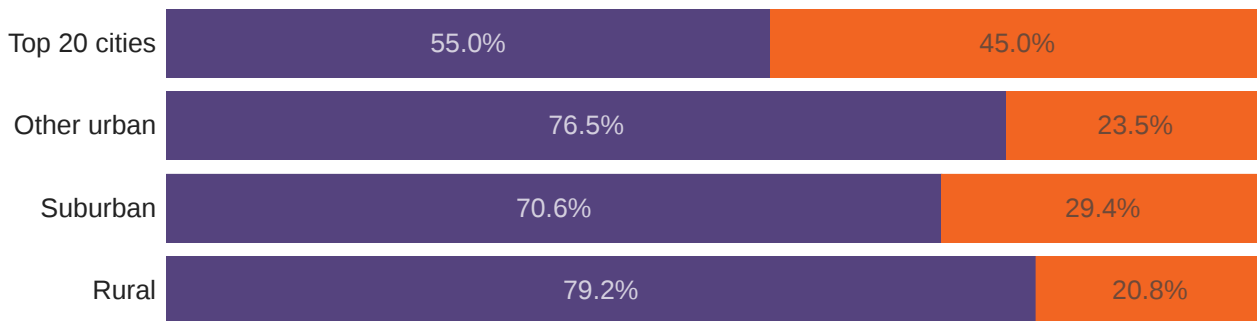


● My practice ● A company has been contracted

BY PRACTICE SIZE




BY GEOGRAPHY



[If administering in-office plan] Who is administering the plan? (continued)

BY SEX

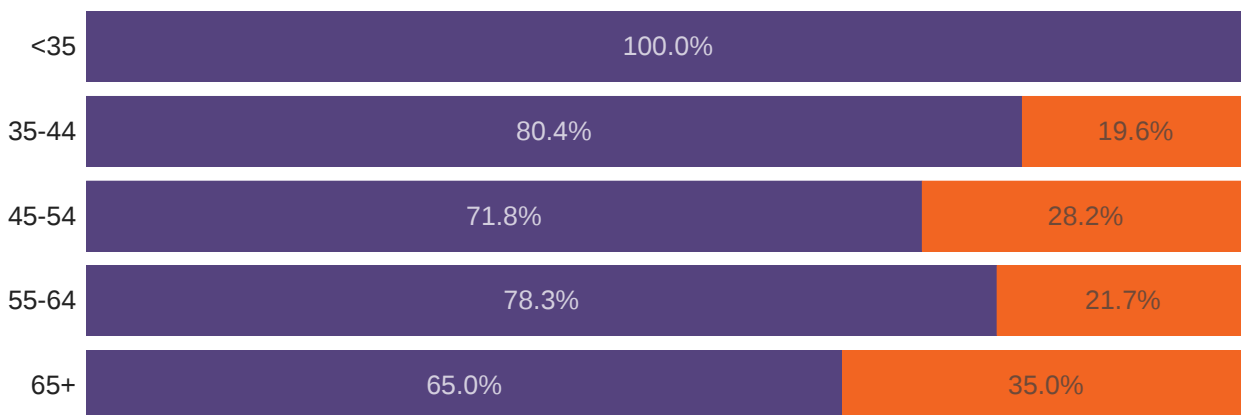


● My practice ● A company has been contracted

BY YEARS EXPERIENCE

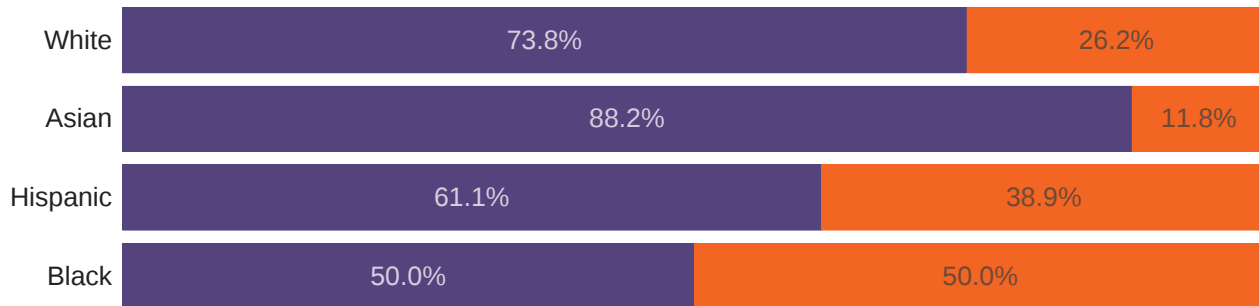


BY AGE GROUP



[If administering in-office plan] Who is administering the plan? (continued)

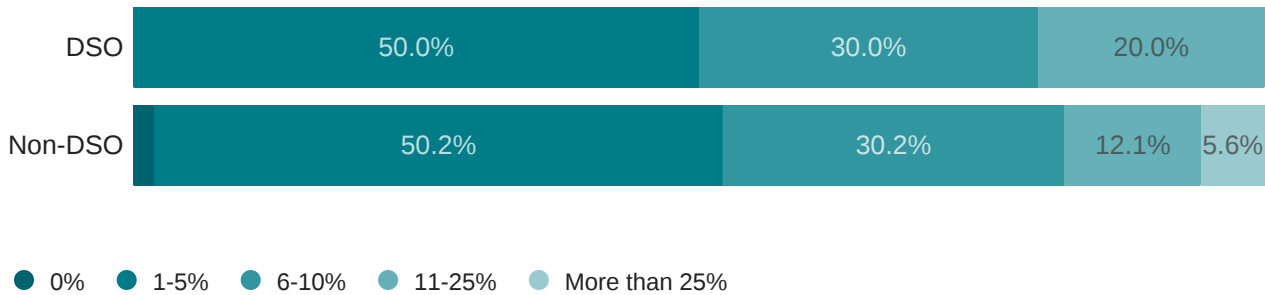
BY RACE/ETHNICITY



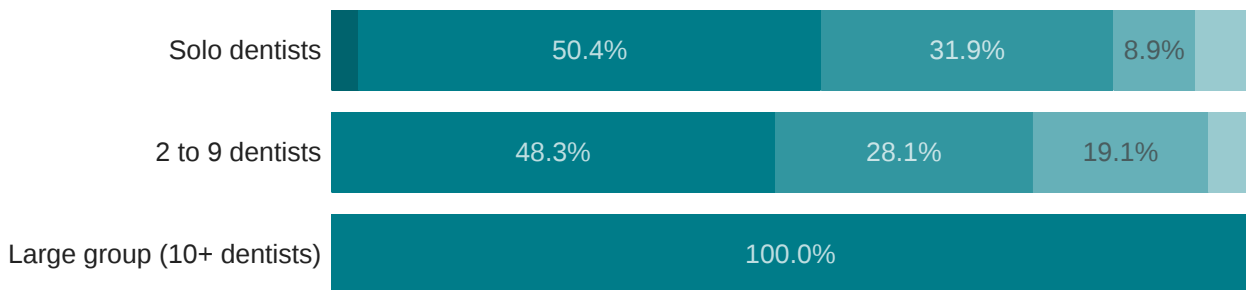
● My practice ● A company has been contracted

[If administering in-office plan] What percent of your patients are in your in-office dental plan?

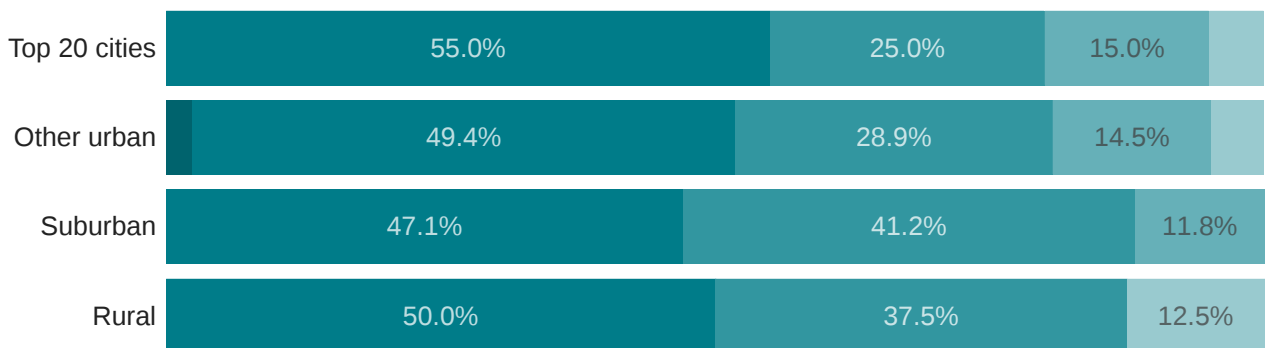
BY DSO AFFILIATION



BY PRACTICE SIZE

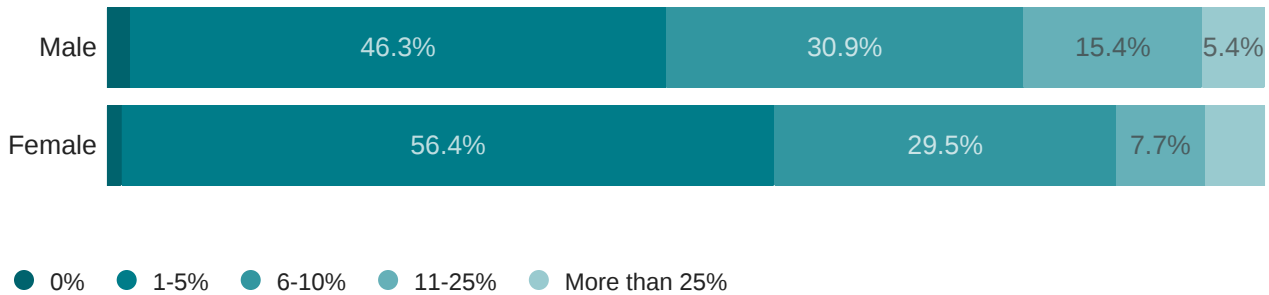


BY GEOGRAPHY

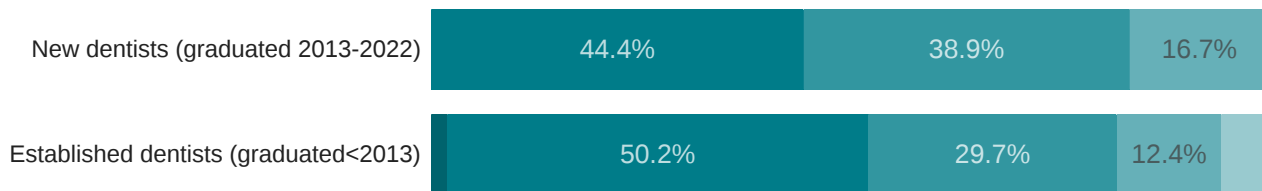


[If administering in-office plan] What percent of your patients are in your in-office dental plan? (continued)

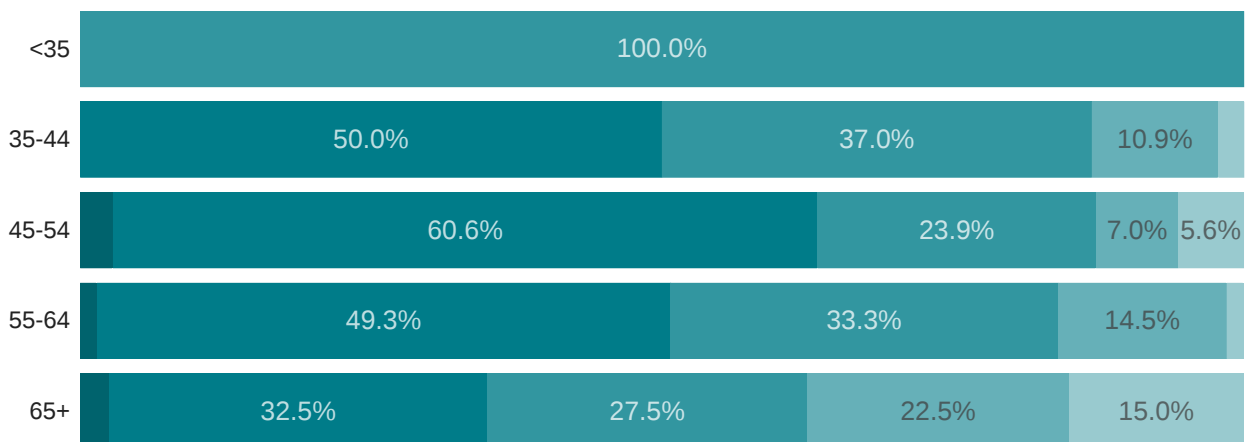
BY SEX



BY YEARS EXPERIENCE

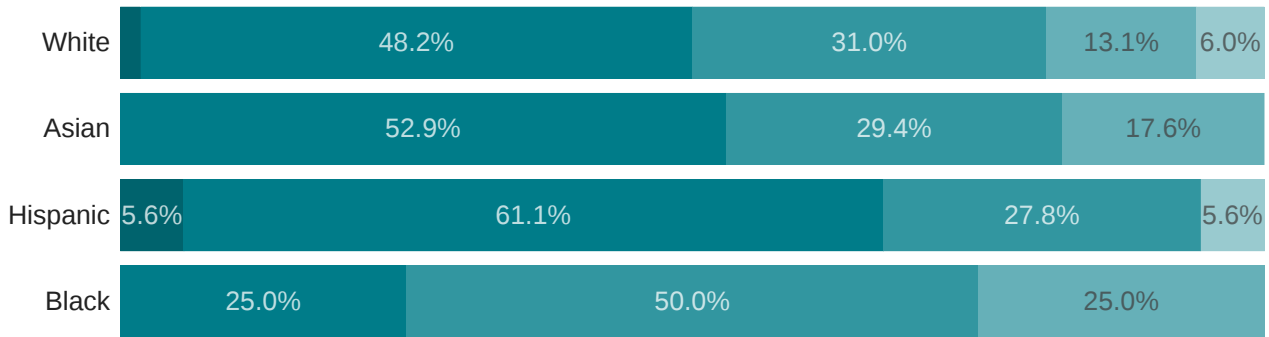


BY AGE GROUP



[If administering in-office plan] What percent of your patients are in your in-office dental plan? (continued)

BY RACE/ETHNICITY



● 0% ● 1-5% ● 6-10% ● 11-25% ● More than 25%

Number of Responses by Wave

| Wave | Responses |
|---------|-----------|
| 2022JUL | 1,162 |
| 2022AUG | 1,204 |
| 2022SEP | 1,102 |
| 2022OCT | 1,170 |
| 2022NOV | 1,137 |
| 2022DEC | 1,138 |
| 2023JAN | 1,209 |
| 2023FEB | 1,168 |
| 2023MAR | 1,053 |
| 2023APR | 1,008 |
| 2023MAY | 1,001 |
| 2023JUN | 1,103 |
| 2023JUL | 955 |

Number of Responses by Group - Week of July 17, 2023

| Ownership status | Choice Count |
|---|--------------|
| Owner dentist (i.e., sole owner, partner, or shareholder) | 878 |
| Employee dentist (nonowner) | 35 |
| Associate dentist (nonowner) | 28 |
| Independent contractor | 14 |

Number of Responses by Group - Week of July 17, 2023 (continued)

| DSO Affiliation | Choice Count |
|-----------------|--------------|
| DSO | 28 |
| Non-DSO | 915 |

| Practice Size | Choice Count |
|----------------------------|--------------|
| Solo dentists | 590 |
| 2 to 9 dentists | 357 |
| Large group (10+ dentists) | 7 |

| Geography | Choice Count |
|---------------|--------------|
| Top 20 Cities | 69 |
| Other Urban | 681 |
| Suburban | 49 |
| Rural | 155 |

| Sex | Choice Count |
|--------|--------------|
| Male | 640 |
| Female | 315 |

| Years Experience | Choice Count |
|--|--------------|
| New dentists (graduated 2013 - 2022) | 63 |
| Established dentists (graduated before 2013) | 892 |

Number of Responses by Group - Week of July 17 (continued)

| Age | Choice Count |
|-------|--------------|
| <35 | 18 |
| 35-44 | 133 |
| 45-54 | 227 |
| 55-64 | 309 |
| 65+ | 267 |

| Race/Ethnicity | Choice Count |
|------------------------------------|--------------|
| White | 736 |
| Asian | 73 |
| Hispanic | 46 |
| Black | 14 |
| Native Hawaiian / Pacific Islander | 2 |
| American Indian / Alaska Native | 4 |
| Other | 13 |
| Unknown | 65 |