

Table of Contents

	Page
About This Study	2
Results for the questions below are reported in two sections:	
<ul style="list-style-type: none"> All Respondents Combined includes overall results for all respondents. Select Breakout of Results includes results by ownership status, DSO affiliation, practice size, geography, sex, years experience, age, & race/ethnicity. 	
	<div style="display: flex; justify-content: space-around;"> All Respondents Combined Select Breakouts of Results </div>
Looking ahead to the next six months, how confident are you in the recovery of: (Your particular dental practice, The dental care sector in general, The U.S. economy)	3 9
How full was your dental practice's appointment schedule last week?	3 17
Which of the following factors prevented your dental practice's appointment schedule from reaching 100% last week? (Patient cancellations, Not enough patients making appointments, Trouble filling vacant staff positions, COVID safety protocols, Other)	4 17
[Owners only] Currently, how many business days does the average <i>patient of record</i> have to wait for an appointment (excluding emergencies)?	5 33
Is your practice currently accepting new patients?	5 33
[Owners only] Currently, how many business days does the average <i>new patient</i> have to wait for an initial appointment (excluding emergencies)?	5 33
Have you recently or are you currently recruiting any of the following positions in your dental practice? (Dental hygienists, Dental assistants, Dentists, Administrative staff)	6 40
How challenging has it been to recruit the position(s) below? (Dental hygienists, Dental assistants, Dentists, Administrative staff)	6 40
Does your practice currently have an adequate number of non-dentist staff in each of the following categories? (Dental hygienists, dental assistants, administrative staff)	7 58
Compared to before the COVID-19 pandemic, has your practice changed the way the workload is divided among dentists and staff?	7 66
If yes, how so?	8
Looking ahead to the next six months, which of these concerns you more? (Staffing shortages, not enough patient demand, neither)	8 68
Number of Responses by Wave/by Group	76

About This Study

To better understand the economic and operational conditions in dental practices and public health clinics over time, and to measure the impact of the COVID-19 pandemic and other emerging issues in dentistry, the ADA Health Policy Institute launched a tracking poll in January 2022. For the initial wave over the week of January 17, 2022, we invited nearly 80,000 dentists from across the U.S. to join a panel in which they will complete a survey once a month; over 3,000 have opted to participate.

The survey for the week of October 16, 2023 was sent to 3,294 panel members; 1,082 responded, for an adjusted response rate (excluding undeliverable email addresses) of 32.8%. The number of dentists in private practice who responded in each wave, along with the number of respondents in each reporting category in the current wave, can be found at the end of this report.

Below are the results from the latest wave for dentists working in private dental practices. The report includes breakouts by ownership status, DSO affiliation, practice size, geographic location, sex, age group, and race/ethnicity. Unless noted otherwise, charts reflect the results from the latest wave of data collection. **Please note that we only include graphics representing at least 30 responses.** Because of this, we were not able to include results for respondents in the following categories: under age 35, large group (10+ dentists) and Black. The number of respondents by demographics can be found at the end of this report.

This report was published in October 2023 by the American Dental Association's Health Policy Institute.

211 E. Chicago Avenue
Chicago, Illinois 60611

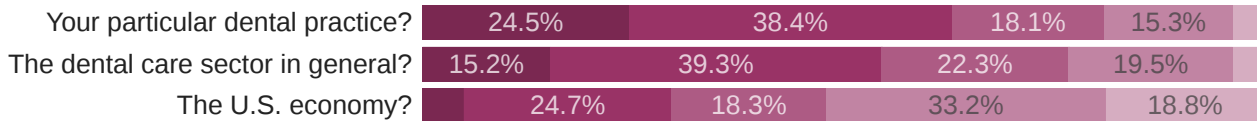
hpi@ada.org

For more information on other publications, products and services, please visit our website, [ADA.org/HPI](https://ada.org/HPI).

All Respondents

Looking ahead to the next six months, how confident are you in the recovery of:

1020 Responses



- Very confident
- Somewhat confident
- Neither confident nor skeptical
- Somewhat skeptical
- Very skeptical

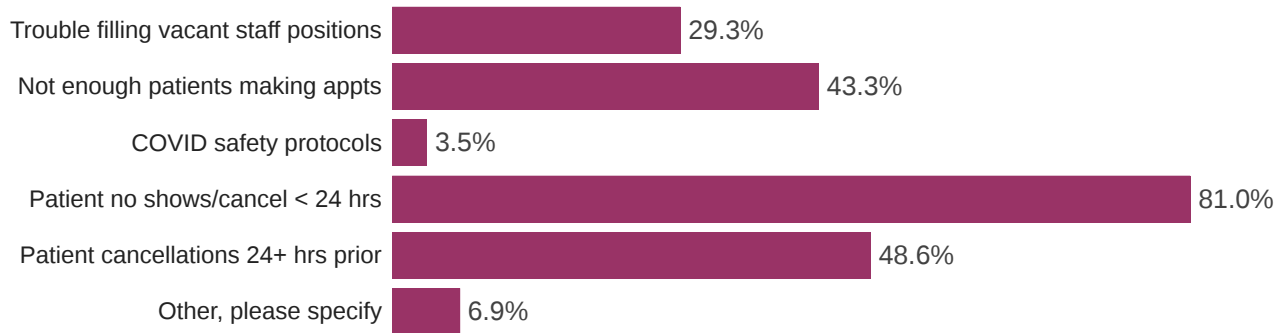
How full was your dental practice's appointment schedule last week?



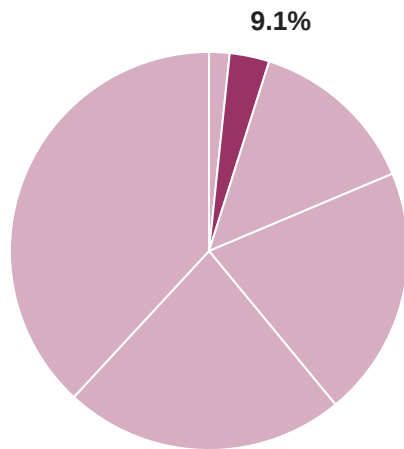
- Mean % of appointment schedule filled

Which of the following factors prevented your dental practice’s appointment schedule from reaching 100% last week? (Select all that apply.)

875 Responses



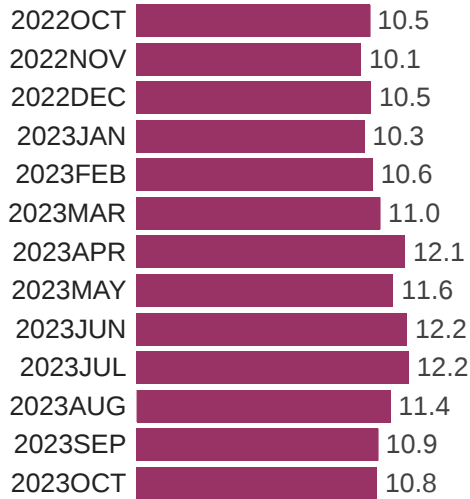
80 respondents (9.1%) selected "other, please specify." Their responses are categorized below.



Other, please specify:

Other, please specify:	Percentage of Responses
STAFF OUT ON VACATION / LEAVE	28.3%
PROFESSIONAL DEVELOPMENT / ATTENDING DENTAL MEETINGS	11.7%
STAFF OUT WITH COVID/QUARANTINE/OTHER ILLNESS	10.0%
PATIENTS POSTPONING TREATMENT DUE TO COST	6.7%
INEXPERIENCED / INEFFICIENT / DISENGAGED STAFF	5.0%
BAD ECONOMIC CONDITIONS	5.0%
TRAINING / CREDENTIALING OF NEW STAFF	3.3%
PATIENTS LOSING MEDICAID COVERAGE	3.3%
DROPPED DENTAL PLAN / LOW REIMBURSEMENT / INSURANCE ISSUES	3.3%
COMPETITION WITH OTHER DENTISTS IN THE AREA	3.3%
STAFF SHORTAGES / REDUCED HOURS	1.7%
PATIENT FEAR/HESITANCY TO VISIT DENTIST	1.7%
BEGINNING OF SCHOOL / SEASONAL LOW	1.7%
MISCELLANEOUS	10.0%

Currently, how many business days does the average *patient of record* have to wait for an appointment (excluding emergencies)?



● Mean number of days

Is your practice currently accepting new patients?



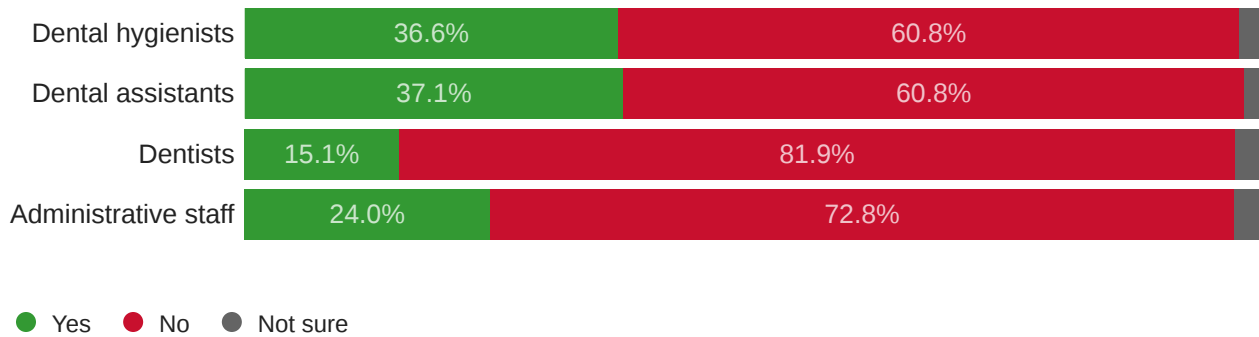
[If accepting new patients] Currently, how many business days does the average new patient have to wait for an initial appointment (excluding emergencies)?



● Mean number of days

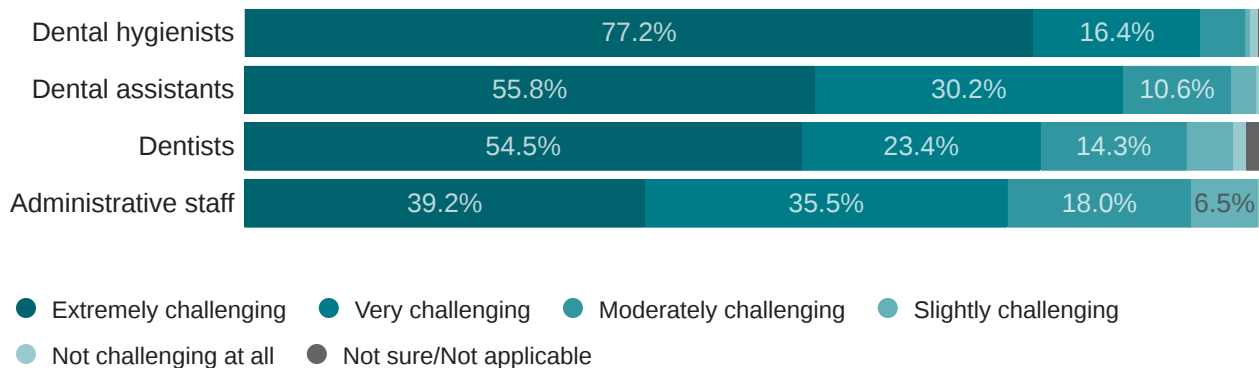
Have you recently or are you currently recruiting any of the following positions in your dental practice?

1020 Responses



How challenging has it been to recruit the position(s) below?

618 Responses



Does your practice currently have an adequate number of non-dentist staff in each of the following categories?

1011 Responses



● Yes

Compared to before the COVID-19 pandemic, has your practice changed the way the workload is divided among dentists and staff?

1020 Responses



If yes, how so?

328 Responses

How practice has changed division of workload among dentists and staff	Percentage of Responses
DENTIST DOES MORE HYGIENIST, ASSISTANT, ADMIN DUTIES	49.7%
CROSS-TRAINING STAFF / MULTI-TASKING / SHARING RESPONSIBILITIES	16.2%
INCREASED RESPONSIBILITIES / MAXIMIZING QUALIFICATIONS FOR CLINICAL STAFF	14.9%
INCREASED WORKLOAD FOR ALL STAFF / WORKING LONGER HOURS	8.8%
REDUCED HOURS/DAYS WORKED, SCHEDULING FEWER APPOINTMENTS	4.0%
INCREASED APPOINTMENT LENGTH	3.7%
HIRED ADDITIONAL STAFF FOR SPECIFIC RESPONSIBILITIES	3.7%
ADDED / RETAINED INFECTION CONTROL PROTOCOLS	3.0%
STREAMLINED / AUTOMATED SOME ADMINISTRATIVE DUTIES	1.2%
OUTSOURCED LAB WORK	0.9%
MISCELLANEOUS	4.0%

Looking ahead to the next six months, which of these concerns you more?



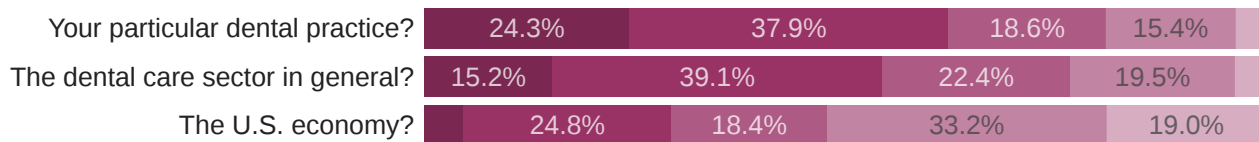
● Dental team staffing shortages ● Not enough patient demand for care ● Neither of these concern me

Economic Confidence

BY OWNERSHIP STATUS

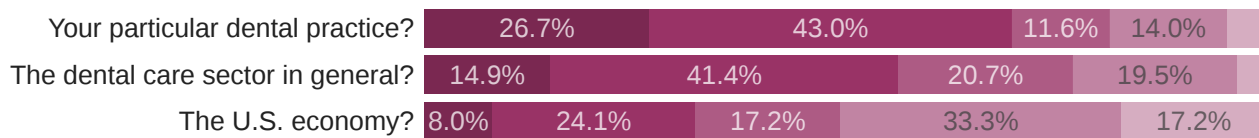
Looking ahead to the next six months, how confident are you in the recovery of:

Owner



- Very confident
- Somewhat confident
- Neither confident nor skeptical
- Somewhat skeptical
- Very skeptical

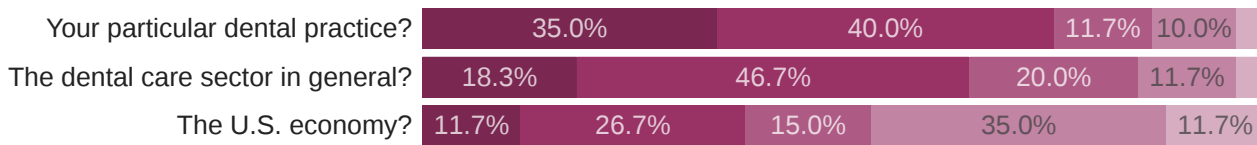
Non-owner



BY DSO AFFILIATION

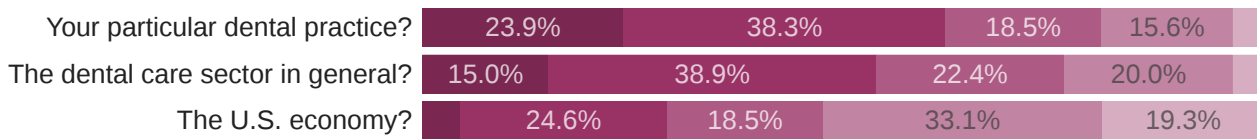
Looking ahead to the next six months, how confident are you in the recovery of:

DSO



- Very confident
- Somewhat confident
- Neither confident nor skeptical
- Somewhat skeptical
- Very skeptical

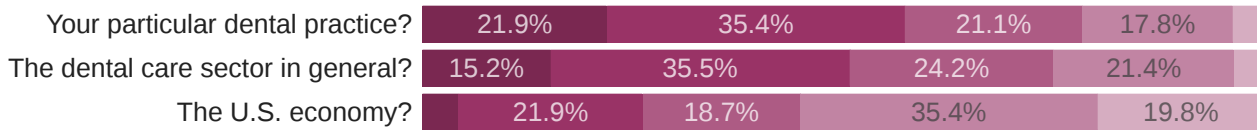
Non-DSO



BY PRACTICE SIZE

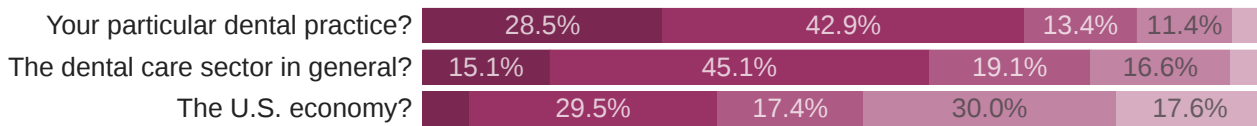
Looking ahead to the next six months, how confident are you in the recovery of:

Solo dentists



- Very confident
- Somewhat confident
- Neither confident nor skeptical
- Somewhat skeptical
- Very skeptical

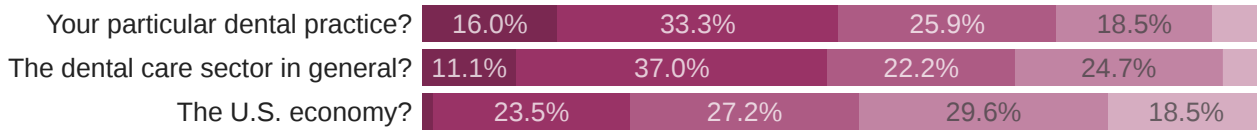
2 to 9 dentists



BY GEOGRAPHY

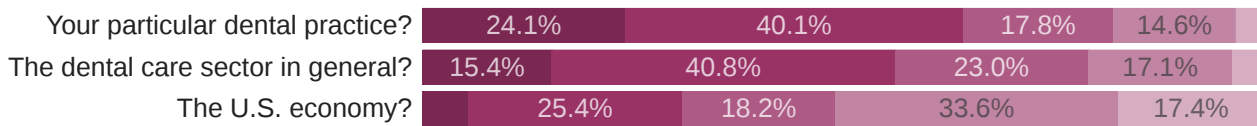
Looking ahead to the next six months, how confident are you in the recovery of:

Top 20 cities

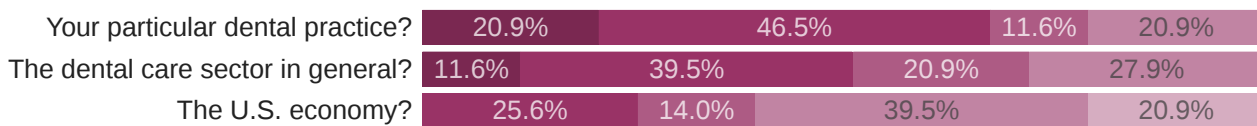


- Very confident
- Somewhat confident
- Neither confident nor skeptical
- Somewhat skeptical
- Very skeptical

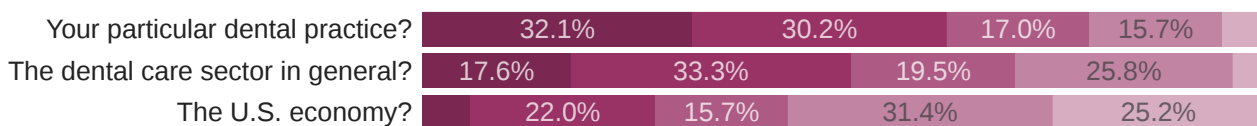
Other urban



Suburban



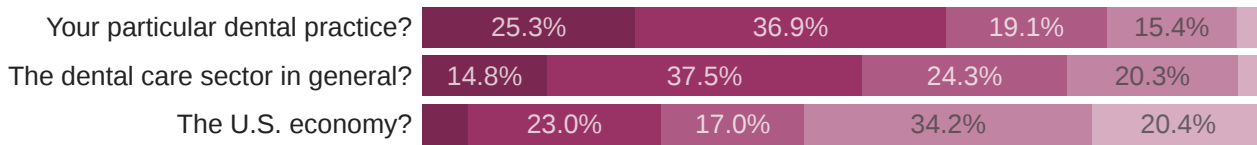
Rural



BY SEX

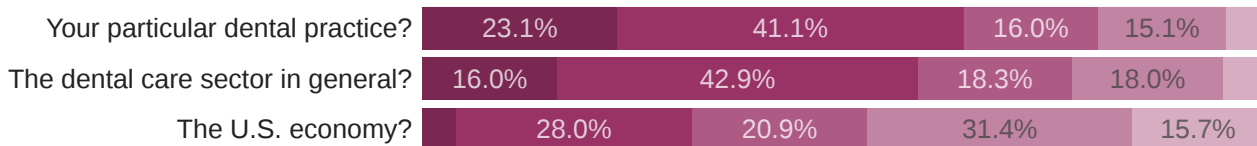
Looking ahead to the next six months, how confident are you in the recovery of:

Male



- Very confident
- Somewhat confident
- Neither confident nor skeptical
- Somewhat skeptical
- Very skeptical

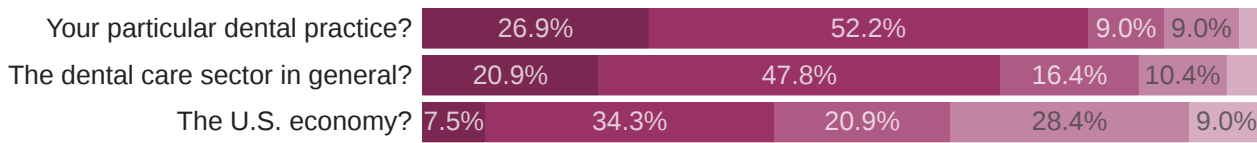
Female



BY YEARS EXPERIENCE

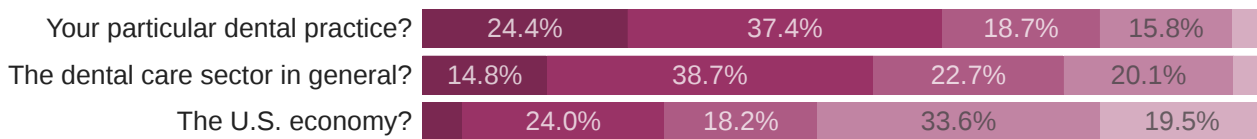
Looking ahead to the next six months, how confident are you in the recovery of:

New dentists (graduated 2013 - 2022)



- Very confident
- Somewhat confident
- Neither confident nor skeptical
- Somewhat skeptical
- Very skeptical

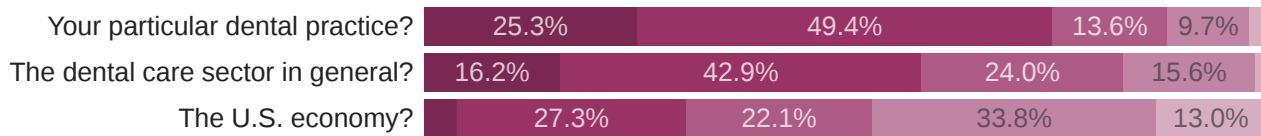
Established dentists (graduated before 2013)



BY AGE GROUP

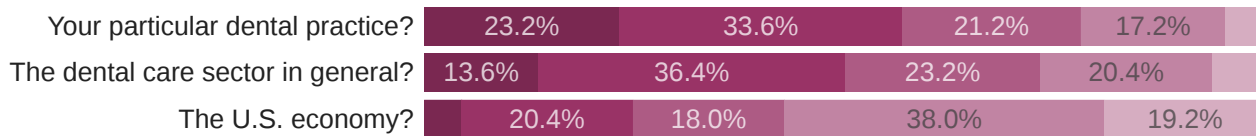
Looking ahead to the next six months, how confident are you in the recovery of:

35 to 44

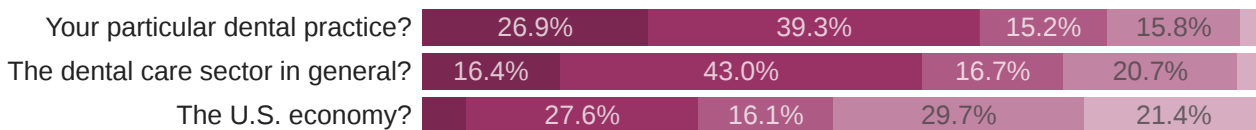


- Very confident
- Somewhat confident
- Neither confident nor skeptical
- Somewhat skeptical
- Very skeptical

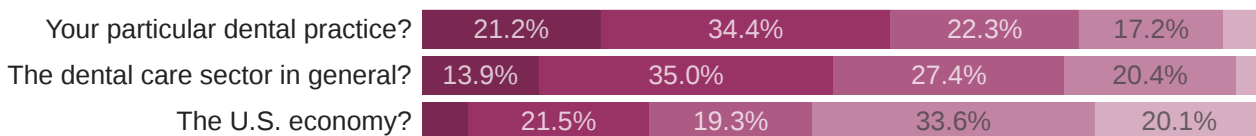
45 to 54



55 to 64



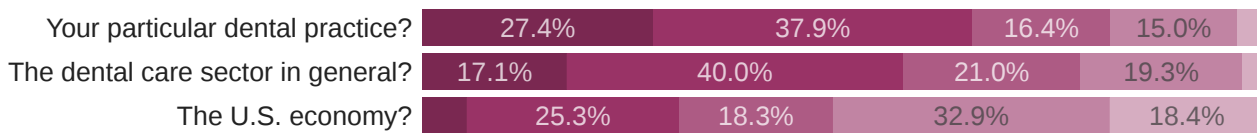
65 or older



BY RACE/ETHNICITY

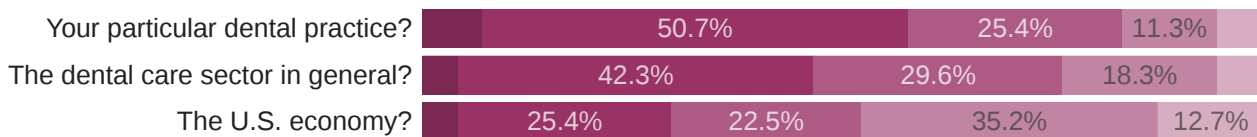
Looking ahead to the next six months, how confident are you in the recovery of:

White

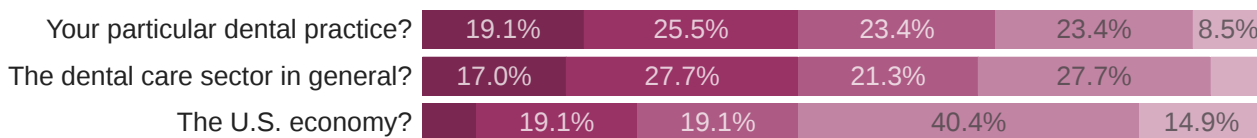


- Very confident
- Somewhat confident
- Neither confident nor skeptical
- Somewhat skeptical
- Very skeptical

Asian



Hispanic



Appointment Schedule

BY OWNERSHIP STATUS

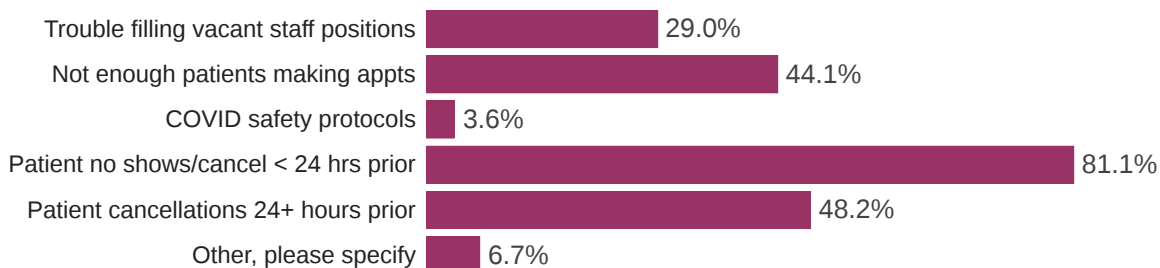
Owner

How full was your dental practice's appointment schedule last week?



● Mean % of schedule filled

Which of the following factors prevented your dental practice's appointment schedule from reaching 100% last week? (Select all that apply.)



BY OWNERSHIP STATUS (continued)

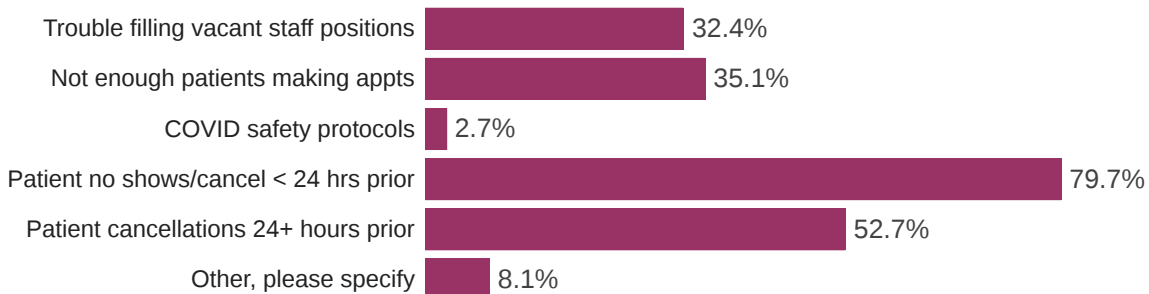
Non-owner

How full was your dental practice's appointment schedule last week?



● Mean % of schedule filled

Which of the following factors prevented your dental practice's appointment schedule from reaching 100% last week? (Select all that apply.)



BY DSO AFFILIATION

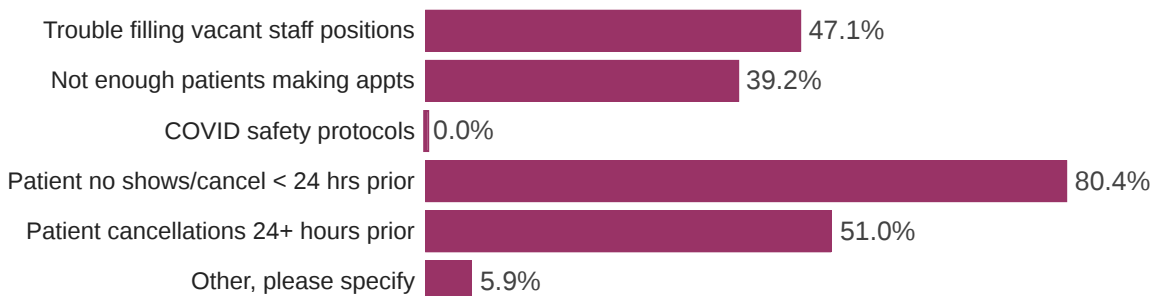
DSO

How full was your dental practice's appointment schedule last week?



● Mean % of schedule filled

Which of the following factors prevented your dental practice's appointment schedule from reaching 100% last week? (Select all that apply.)



BY DSO AFFILIATION (continued)

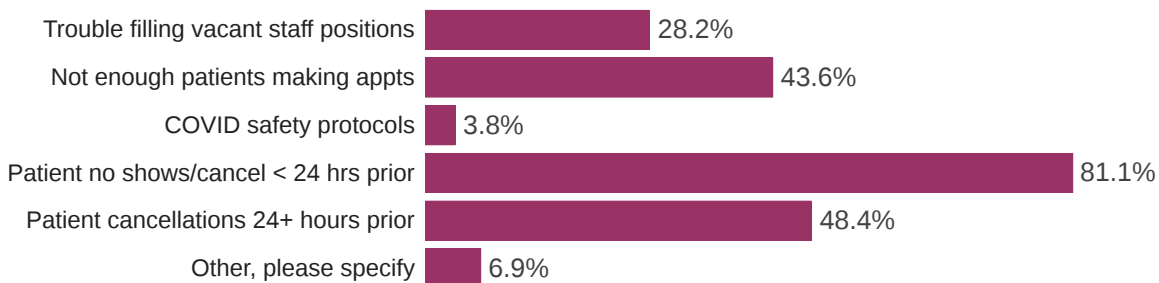
Non-DSO

How full was your dental practice's appointment schedule last week?



● Mean % of schedule filled

Which of the following factors prevented your dental practice's appointment schedule from reaching 100% last week? (Select all that apply.)



BY PRACTICE SIZE

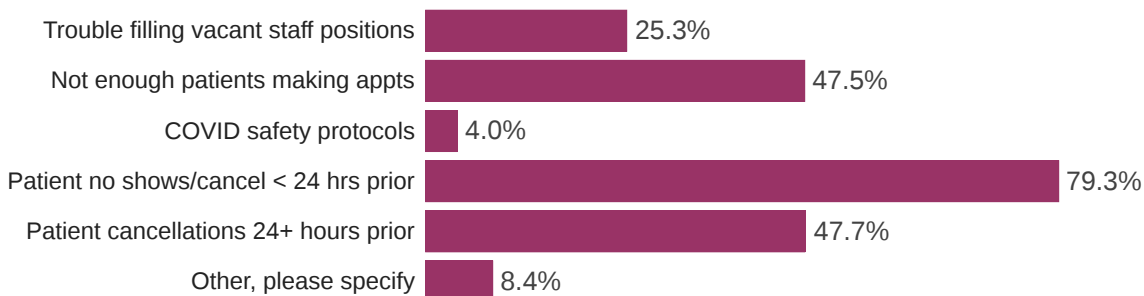
Solo dentists

How full was your dental practice's appointment schedule last week?



● Mean % of schedule filled

Which of the following factors prevented your dental practice's appointment schedule from reaching 100% last week? (Select all that apply.)



BY PRACTICE SIZE (continued)

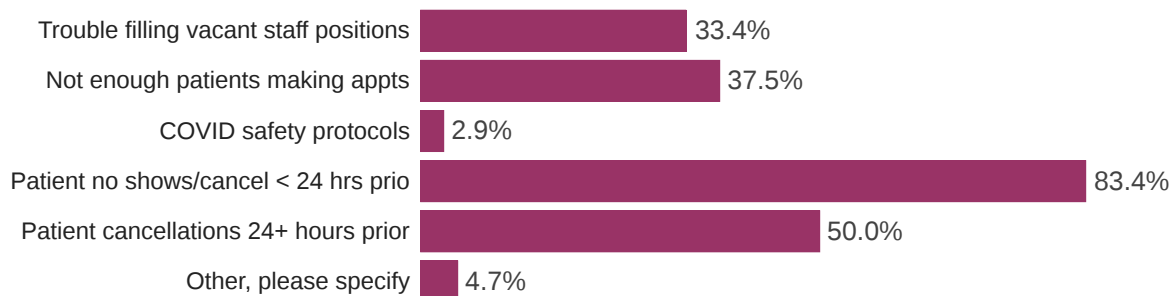
2 to 9 dentists

How full was your dental practice's appointment schedule last week?



● Mean % of schedule filled

Which of the following factors prevented your dental practice's appointment schedule from reaching 100% last week? (Select all that apply.)



BY GEOGRAPHY

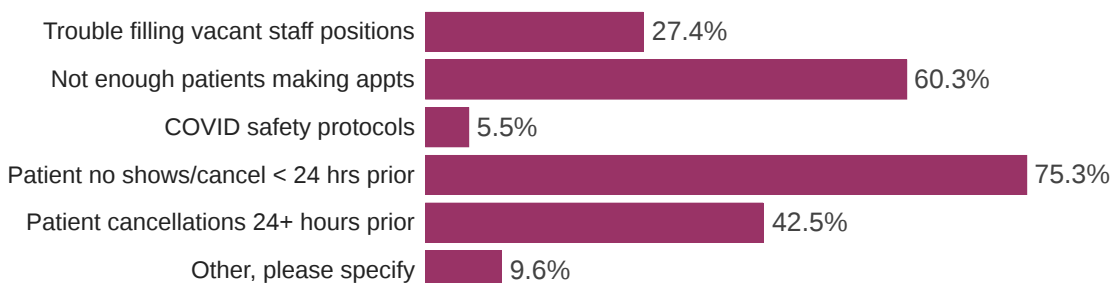
Top 20 cities

How full was your dental practice's appointment schedule last week?



● Mean % of schedule filled

Which of the following factors prevented your dental practice's appointment schedule from reaching 100% last week? (Select all that apply.)



BY GEOGRAPHY (continued)

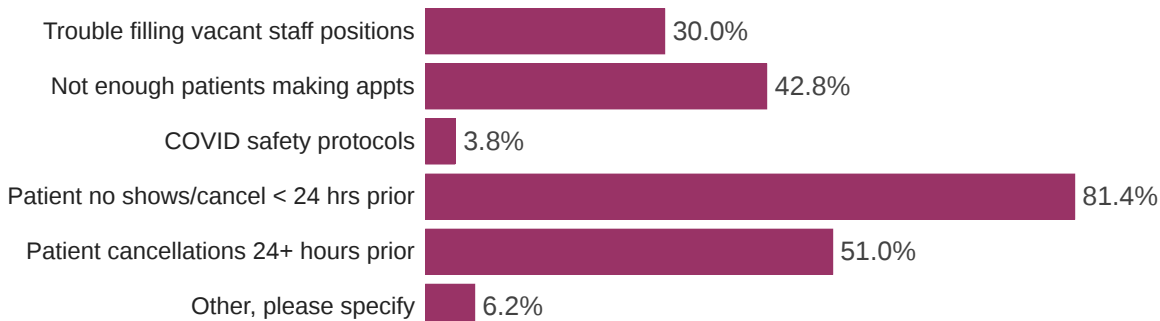
Other Urban

How full was your dental practice's appointment schedule last week?



● Mean % of schedule filled

Which of the following factors prevented your dental practice's appointment schedule from reaching 100% last week? (Select all that apply.)



BY GEOGRAPHY (continued)

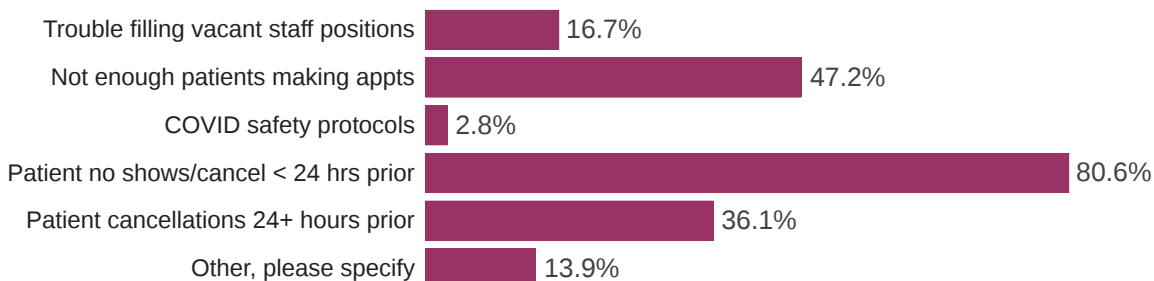
Suburban

How full was your dental practice's appointment schedule last week?



● Mean % of schedule filled

Which of the following factors prevented your dental practice's appointment schedule from reaching 100% last week? (Select all that apply.)



BY GEOGRAPHY (continued)

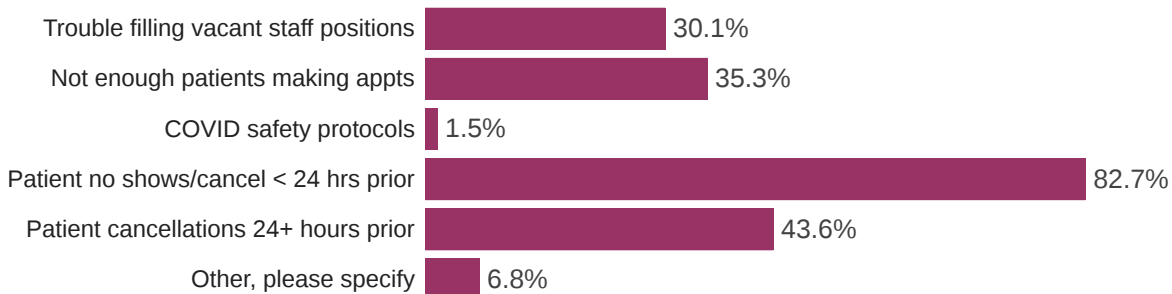
Rural

How full was your dental practice's appointment schedule last week?



● Mean % of schedule filled

Which of the following factors prevented your dental practice's appointment schedule from reaching 100% last week? (Select all that apply.)



BY SEX

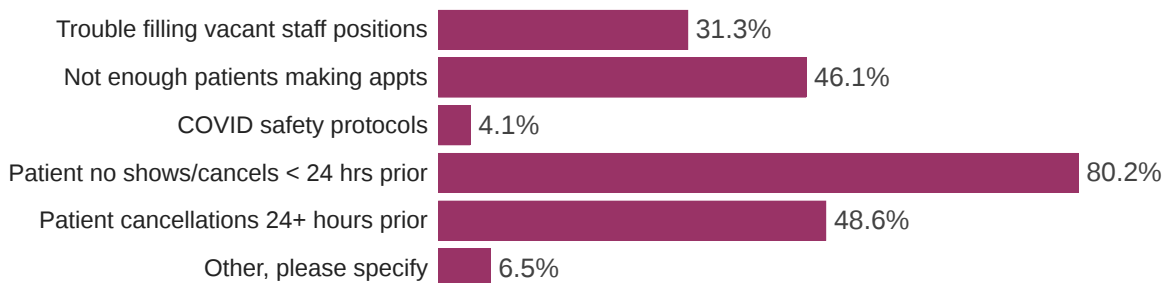
Male

How full was your dental practice's appointment schedule last week?



● Mean % of schedule filled

Which of the following factors prevented your dental practice's appointment schedule from reaching 100% last week? (Select all that apply.)



BY SEX (continued)

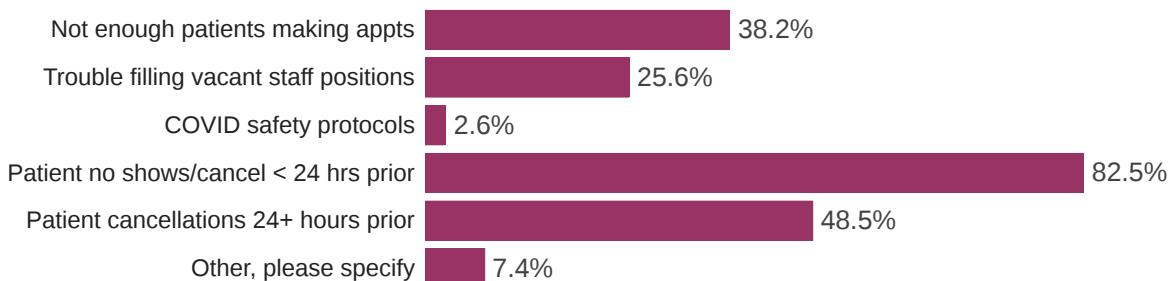
Female

How full was your dental practice's appointment schedule last week?



● Mean % of schedule filled

Which of the following factors prevented your dental practice's appointment schedule from reaching 100% last week? (Select all that apply.)



BY YEARS EXPERIENCE

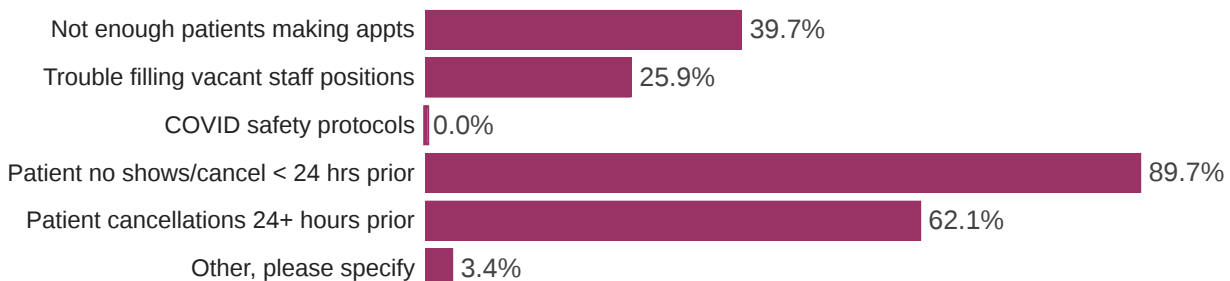
New dentists (graduated 2013 - 2022)

How full was your dental practice's appointment schedule last week?



● Mean % of schedule filled

Which of the following factors prevented your dental practice's appointment schedule from reaching 100% last week? (Select all that apply.)



BY YEARS EXPERIENCE (continued)

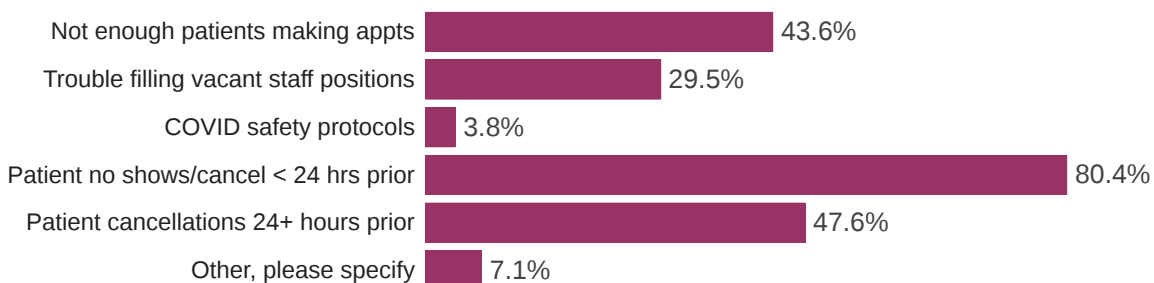
Established dentists (graduated before 2013)

How full was your dental practice's appointment schedule last week?



● Mean % of schedule filled

Which of the following factors prevented your dental practice's appointment schedule from reaching 100% last week? (Select all that apply.)



BY AGE

How full was your dental practice's appointment schedule last week?



● Mean % of schedule filled

Which of the following factors prevented your dental practice's appointment schedule from reaching 100% last week? (Select all that apply.)

	35-44	45-54	55-64	65+
Not enough patients trying to make appointments	37.3%	42.6%	40.6%	51.3%
Trouble filling vacant staff positions	20.9%	26.9%	31.3%	34.8%
COVID safety protocols are limiting the capacity	1.5%	1.9%	2.9%	7.4%
Patient no shows/ cancellations < 24 hrs	91.0%	86.6%	78.1%	72.2%
Patient cancellations 24+ hours prior	55.2%	52.3%	47.5%	41.3%
Other, please specify	3.0%	7.4%	4.7%	11.3%

BY RACE/ETHNICITY

How full was your dental practice's appointment schedule last week?



● Mean % of schedule filled

Which of the following factors prevented your dental practice's appointment schedule from reaching 100% last week? (Select all that apply.)

Field	White	Asian	Hispanic
Not enough patients trying to make appointments	41.3%	55.2%	48.6%
Trouble filling vacant staff positions	28.8%	32.8%	29.7%
COVID safety protocols are limiting the capacity	2.9%	10.3%	2.7%
Patient no shows/cancellations < 24 hrs	79.9%	84.5%	89.2%
Patient cancellations 24+ hours prior	47.1%	63.8%	43.2%
Other, please specify	7.6%	1.7%	5.4%

Patient Wait Times

BY DSO AFFILIATION

[Owners only] Currently, how many business days does the average *patient of record* have to wait for an appointment (excluding emergencies)?



● Mean number of days

[Owners only] Is your practice currently accepting new patients?



● Yes

Currently, how many business days does the average *new patient* have to wait for an initial appointment (excluding emergencies)?



● Mean number of days

BY PRACTICE SIZE

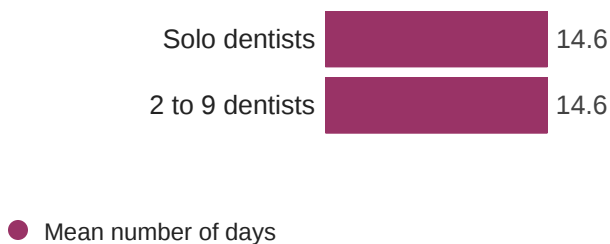
[Owners only] Currently, how many business days does the average *patient of record* have to wait for an appointment (excluding emergencies)?



[Owners only] Is your practice currently accepting new patients?

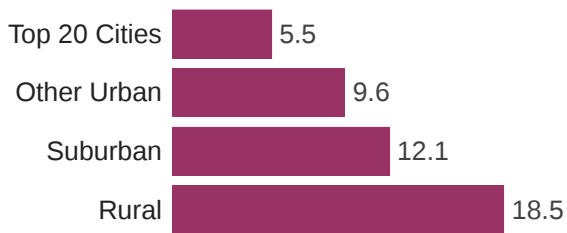


Currently, how many business days does the average *new patient* have to wait for an initial appointment (excluding emergencies)?



BY GEOGRAPHY

[Owners only] Currently, how many business days does the average *patient of record* have to wait for an appointment (excluding emergencies)?



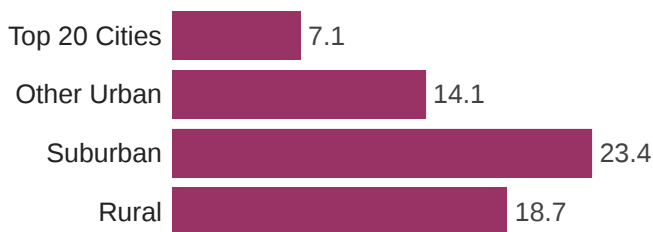
● Mean number of days

[Owners only] Is your practice currently accepting new patients?



● Yes

Currently, how many business days does the average *new patient* have to wait for an initial appointment (excluding emergencies)?



● Mean number of days

BY SEX

[Owners only] Currently, how many business days does the average *patient of record* have to wait for an appointment (excluding emergencies)?



● Mean number of days

[Owners only] Is your practice currently accepting new patients?



● Yes

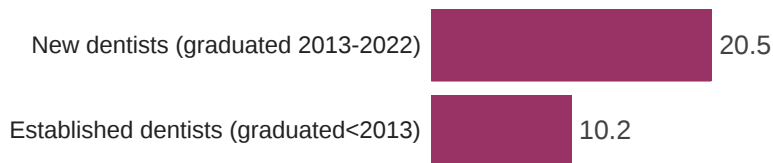
Currently, how many business days does the average *new patient* have to wait for an initial appointment (excluding emergencies)?



● Mean number of days

BY YEARS EXPERIENCE

[Owners only] Currently, how many business days does the average *patient of record* have to wait for an appointment (excluding emergencies)?



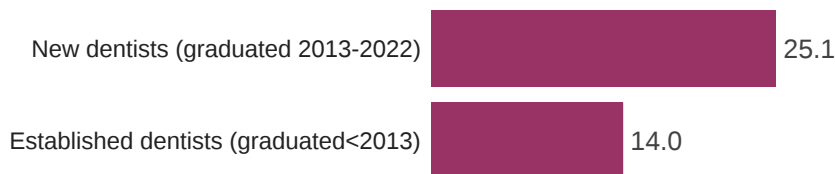
● Mean number of days

[Owners only] Is your practice currently accepting new patients?



● Yes

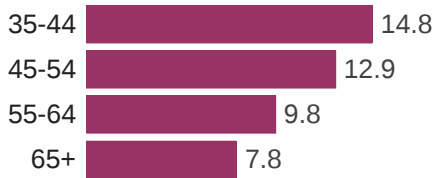
Currently, how many business days does the average *new patient* have to wait for an initial appointment (excluding emergencies)?



● Mean number of days

BY AGE GROUP

[Owners only] Currently, how many business days does the average *patient of record* have to wait for an appointment (excluding emergencies)?



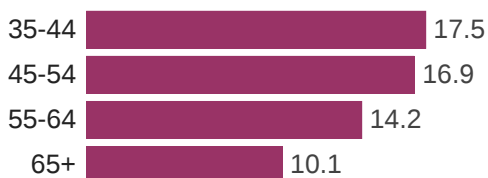
● Mean number of days

[Owners only] Is your practice currently accepting new patients?



● Yes

Currently, how many business days does the average *new patient* have to wait for an initial appointment (excluding emergencies)?



● Mean number of days

BY RACE / ETHNICITY

[Owners only] Currently, how many business days does the average *patient of record* have to wait for an appointment (excluding emergencies)?



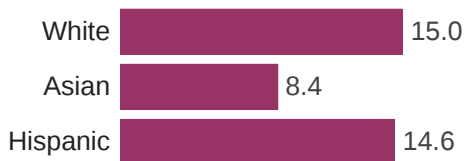
● Mean number of days

[Owners only] Is your practice currently accepting new patients?



● Yes

Currently, how many business days does the average *new patient* have to wait for an initial appointment (excluding emergencies)?



● Mean number of days

Staff Recruitment

BY OWNERSHIP STATUS

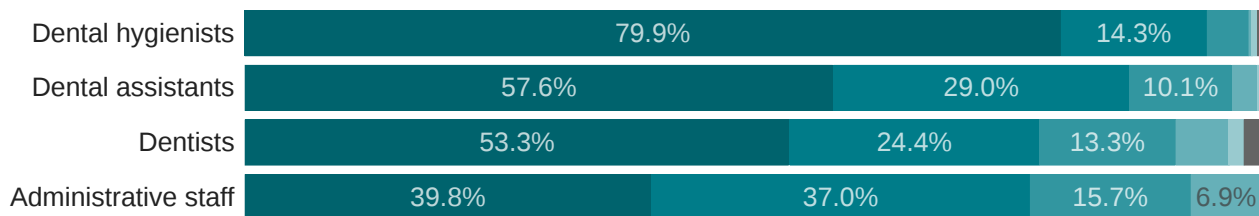
Owner dentists

Have you recently or are you currently recruiting any of the following positions in your dental practice?



● Yes ● No ● Not sure

How challenging has it been to recruit the position(s) below?

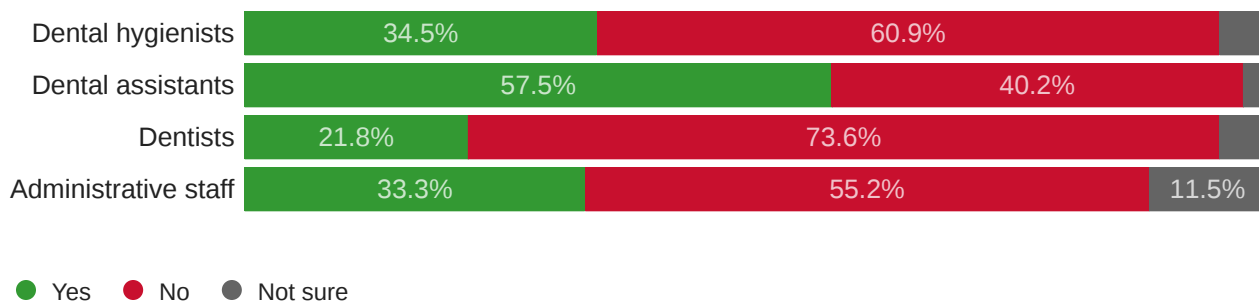


● Extremely challenging ● Very challenging ● Moderately challenging ● Slightly challenging
● Not challenging at all ● Not sure/Not applicable

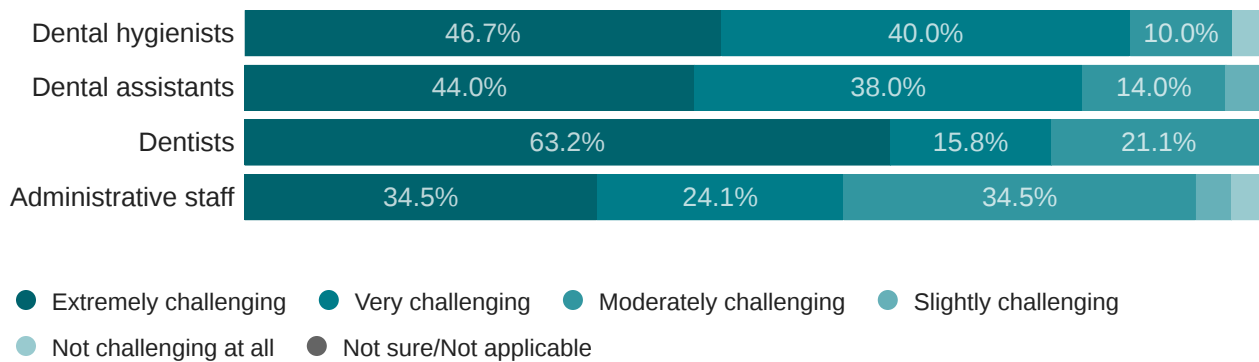
BY OWNERSHIP STATUS (continued)

Non-owner dentists

Have you recently or are you currently recruiting any of the following positions in your dental practice?



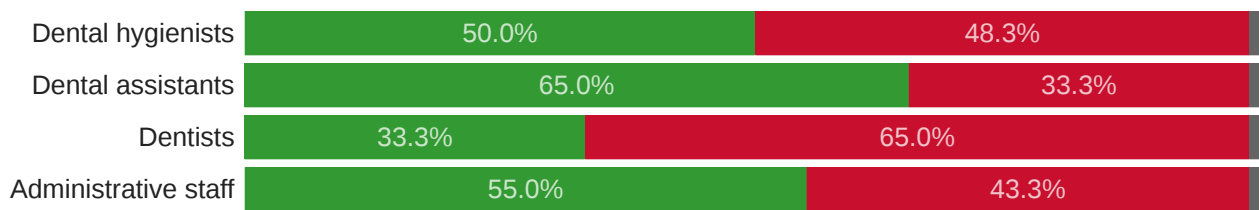
How challenging has it been to recruit the position(s) below?



BY DSO AFFILIATION

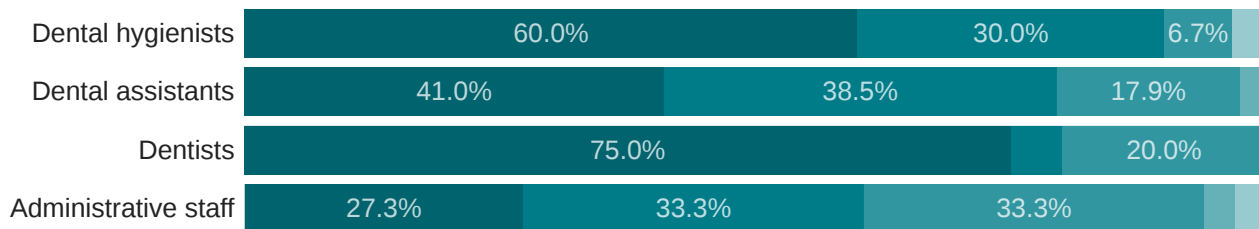
DSO

Have you recently or are you currently recruiting any of the following positions in your dental practice?



● Yes ● No ● Not sure

How challenging has it been to recruit the position(s) below?



● Extremely challenging ● Very challenging ● Moderately challenging ● Slightly challenging
● Not challenging at all ● Not sure/Not applicable

BY DSO AFFILIATION (continued)

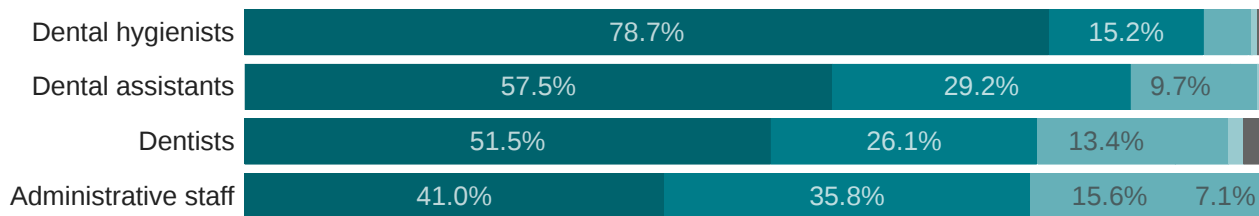
Non-DSO

Have you recently or are you currently recruiting any of the following positions in your dental practice?



● Yes ● No ● Not sure

How challenging has it been to recruit the position(s) below?



● Extremely challenging ● Very challenging ● Moderately challenging ● Slightly challenging
● Not challenging at all ● Not sure/Not applicable

BY PRACTICE SIZE

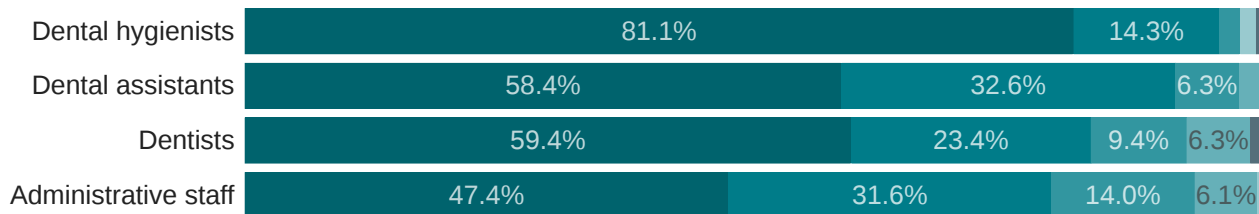
Solo dentists

Have you recently or are you currently recruiting any of the following positions in your dental practice?



● Yes ● No ● Not sure

How challenging has it been to recruit the position(s) below?



● Extremely challenging ● Very challenging ● Moderately challenging ● Slightly challenging
● Not challenging at all ● Not sure/Not applicable

BY PRACTICE SIZE (continued)

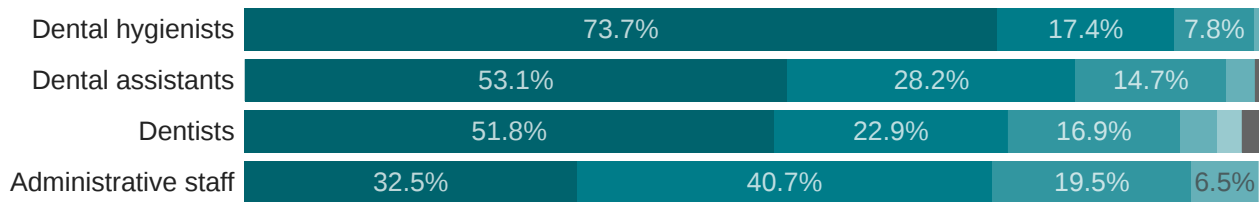
2 to 9 dentists

Have you recently or are you currently recruiting any of the following positions in your dental practice?



● Yes ● No ● Not sure

How challenging has it been to recruit the position(s) below?

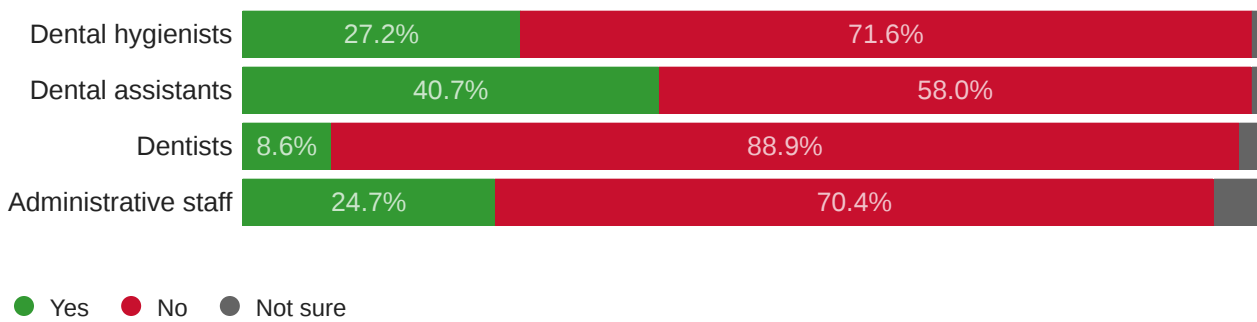


● Extremely challenging ● Very challenging ● Moderately challenging ● Slightly challenging
● Not challenging at all ● Not sure/Not applicable

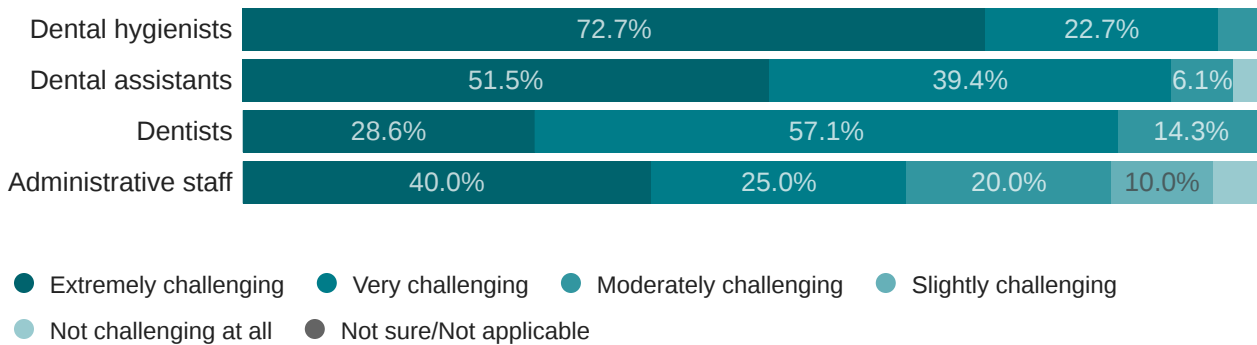
BY GEOGRAPHY

Top 20 Cities

Have you recently or are you currently recruiting any of the following positions in your dental practice?



How challenging has it been to recruit the position(s) below?



BY GEOGRAPHY (continued)

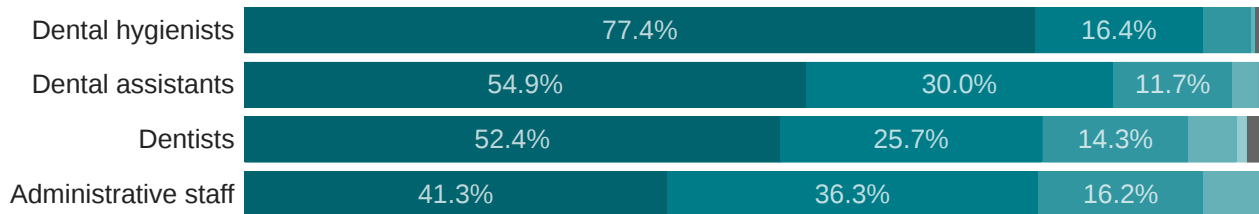
Other Urban

Have you recently or are you currently recruiting any of the following positions in your dental practice?



● Yes ● No ● Not sure

How challenging has it been to recruit the position(s) below?



● Extremely challenging ● Very challenging ● Moderately challenging ● Slightly challenging
● Not challenging at all ● Not sure/Not applicable

BY GEOGRAPHY (continued)

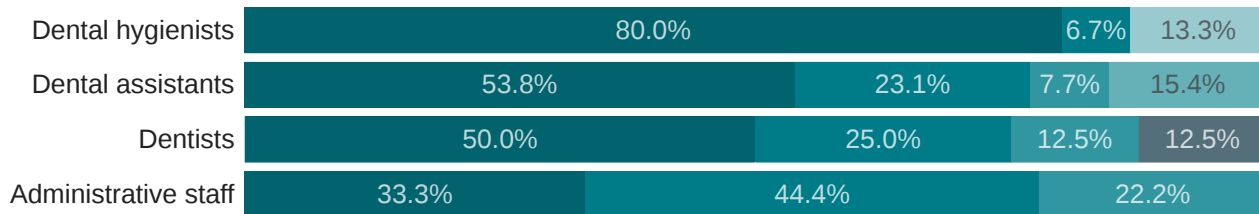
Suburban

Have you recently or are you currently recruiting any of the following positions in your dental practice?



● Yes ● No ● Not sure

How challenging has it been to recruit the position(s) below?



● Extremely challenging ● Very challenging ● Moderately challenging ● Slightly challenging
● Not challenging at all ● Not sure/Not applicable

BY GEOGRAPHY (continued)

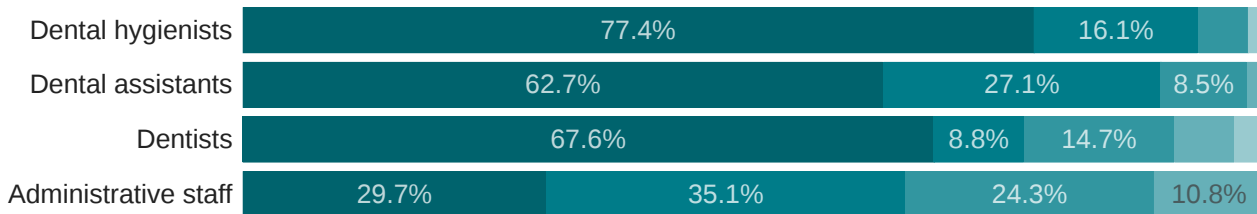
Rural

Have you recently or are you currently recruiting any of the following positions in your dental practice?



● Yes ● No ● Not sure

How challenging has it been to recruit the position(s) below?



● Extremely challenging ● Very challenging ● Moderately challenging ● Slightly challenging
● Not challenging at all ● Not sure/Not applicable

BY SEX

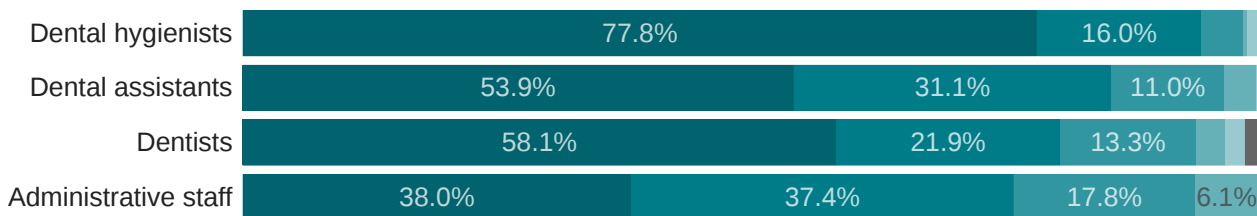
Male

Have you recently or are you currently recruiting any of the following positions in your dental practice?



● Yes ● No ● Not sure

How challenging has it been to recruit the position(s) below?



● Extremely challenging ● Very challenging ● Moderately challenging ● Slightly challenging
● Not challenging at all ● Not sure/Not applicable

BY SEX (continued)

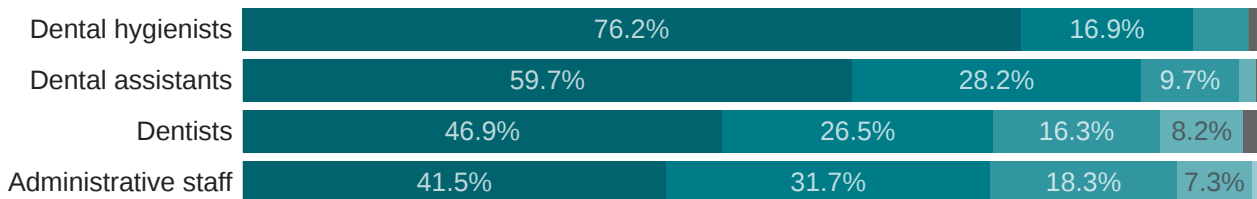
Female

Have you recently or are you currently recruiting any of the following positions in your dental practice?



● Yes ● No ● Not sure

How challenging has it been to recruit the position(s) below?



● Extremely challenging ● Very challenging ● Moderately challenging ● Slightly challenging
● Not challenging at all ● Not sure/Not applicable

BY YEARS EXPERIENCE

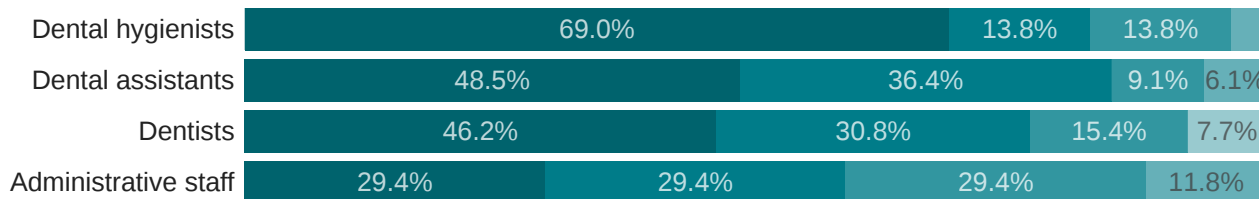
New Dentists (graduated 2013 - 2022)

Have you recently or are you currently recruiting any of the following positions in your dental practice?



● Yes ● No ● Not sure

How challenging has it been to recruit the position(s) below?




● Extremely challenging ● Very challenging ● Moderately challenging ● Slightly challenging
● Not challenging at all ● Not sure/Not applicable

BY YEARS EXPERIENCE (continued)

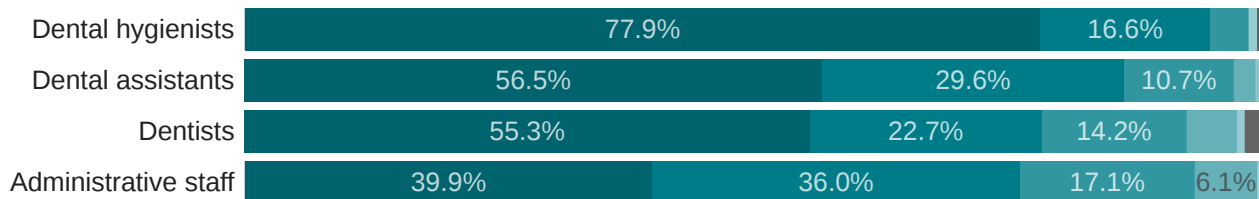
Established Dentists (graduated before 2013)

Have you recently or are you currently recruiting any of the following positions in your dental practice?



● Yes ● No ● Not sure

How challenging has it been to recruit the position(s) below?



● Extremely challenging ● Very challenging ● Moderately challenging ● Slightly challenging
● Not challenging at all ● Not sure/Not applicable

BY AGE GROUP

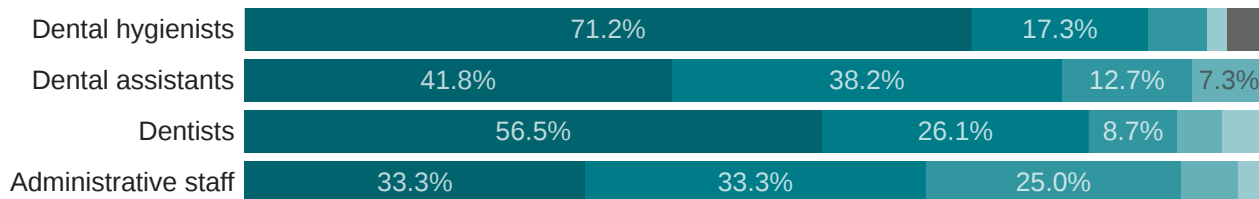
35 to 44

Have you recently or are you currently recruiting any of the following positions in your dental practice?



● Yes ● No ● Not sure

How challenging has it been to recruit the position(s) below?



● Extremely challenging ● Very challenging ● Moderately challenging ● Slightly challenging
● Not challenging at all ● Not sure/Not applicable

BY AGE GROUP (continued)

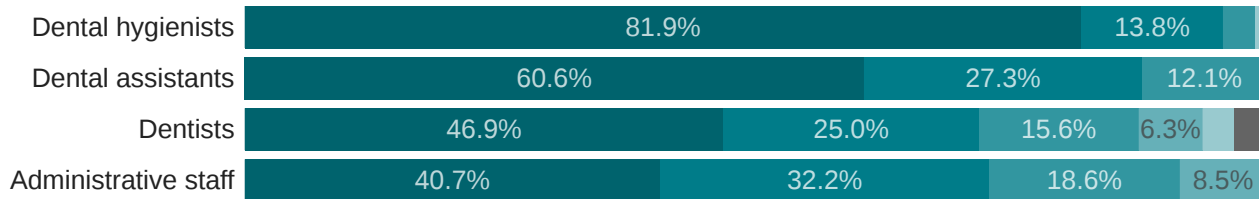
45 to 54

Have you recently or are you currently recruiting any of the following positions in your dental practice?



● Yes ● No ● Not sure

How challenging has it been to recruit the position(s) below?



● Extremely challenging ● Very challenging ● Moderately challenging ● Slightly challenging
● Not challenging at all ● Not sure/Not applicable

BY AGE GROUP (continued)

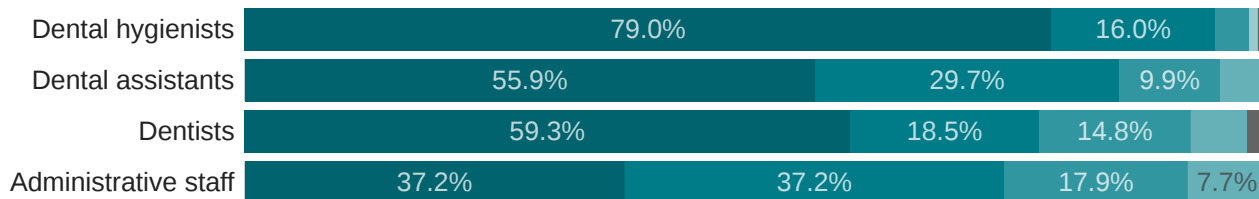
55 to 64

Have you recently or are you currently recruiting any of the following positions in your dental practice?



● Yes ● No ● Not sure

How challenging has it been to recruit the position(s) below?



● Extremely challenging ● Very challenging ● Moderately challenging ● Slightly challenging
● Not challenging at all ● Not sure/Not applicable

BY AGE GROUP (continued)

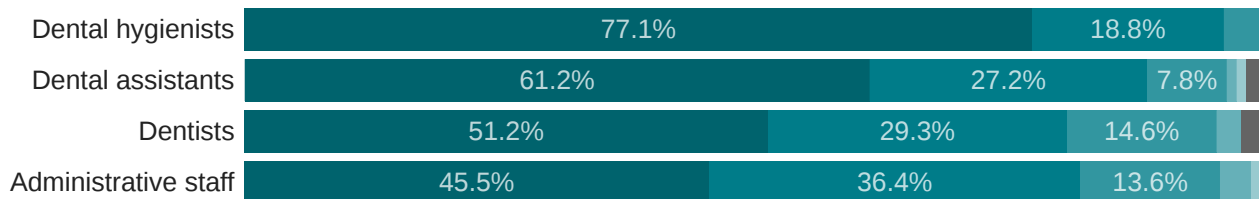
65 or older

Have you recently or are you currently recruiting any of the following positions in your dental practice?



● Yes ● No ● Not sure

How challenging has it been to recruit the position(s) below?



● Extremely challenging ● Very challenging ● Moderately challenging ● Slightly challenging
● Not challenging at all ● Not sure/Not applicable

Questions of the Week

Adequate Supply of Non-dentist Staff

Does your practice currently have an adequate number of non-dentist staff in each of the following categories?

BY OWNERSHIP STATUS

Owner



● Yes


Non-owner



Does your practice currently have an adequate number of non-dentist staff in each of the following categories? (continued)

BY DSO AFFILIATION

DSO



● Yes

Non-DSO



Does your practice currently have an adequate number of non-dentist staff in each of the following categories? (continued)

BY PRACTICE SIZE

Solo dentists



● Yes

2 to 9 dentists



Does your practice currently have an adequate number of non-dentist staff in each of the following categories? (continued)

BY GEOGRAPHY

Top 20 cities



● Yes

Other urban



Suburban



Rural



Does your practice currently have an adequate number of non-dentist staff in each of the following categories? (continued)

BY SEX

Male



● Yes

Female



Does your practice currently have an adequate number of non-dentist staff in each of the following categories? (continued)

BY YEARS EXPERIENCE

New dentists (graduated 2013-2022)



● Yes

Established dentists (graduated <2013)



Does your practice currently have an adequate number of non-dentist staff in each of the following categories? (continued)

BY AGE GROUP

35 to 44



● Yes

45 to 54



55 to 64



65 and older



Does your practice currently have an adequate number of non-dentist staff in each of the following categories? (continued)

BY RACE/ETHNICITY

White



● Yes

Asian



Hispanic



Workload Division Between Dentists and Staff

Compared to before the COVID-19 pandemic, has your practice changed the way the workload is divided among dentists and staff?

BY OWNERSHIP STATUS



● Yes ● No ● Not applicable/I was not practicing before the COVID-19 pandemic

BY DSO AFFILIATION



BY PRACTICE SIZE



BY GEOGRAPHY



Compared to before the COVID-19 pandemic, has your practice changed the way the workload is divided among dentists and staff? (continued)

BY SEX



● Yes ● No ● Not applicable/I was not practicing before the COVID-19 pandemic

BY YEARS EXPERIENCE



BY AGE GROUP



BY RACE/ETHNICITY



Future Concerns

Looking ahead to the next six months, which of these concerns you more?

BY DSO AFFILIATION

OWNER



● Dental team staffing shortages ● Not enough patient demand for care ● Neither of these concern me

Non-owner



Looking ahead to the next six months, which of these concerns you more? (continued)

BY DSO AFFILIATION

DSO



● Dental team staffing shortages ● Not enough patient demand for care ● Neither of these concern me

Non-DSO



Looking ahead to the next six months, which of these concerns you more? (continued)

BY PRACTICE SIZE

Solo dentists



● Dental team staffing shortages ● Not enough patient demand for care ● Neither of these concern me

2 to 9 dentists



Looking ahead to the next six months, which of these concerns you more? (continued)

BY GEOGRAPHY

Top 20 cities



● Dental team staffing shortages ● Not enough patient demand for care ● Neither of these concern me

Other urban



Suburban



Rural



Looking ahead to the next six months, which of these concerns you more? (continued)

BY SEX

Male



● Dental team staffing shortages ● Not enough patient demand for care ● Neither of these concern me

Female



Looking ahead to the next six months, which of these concerns you more? (continued)

BY YEARS EXPERIENCE

New dentists



● Dental team staffing shortages ● Not enough patient demand for care ● Neither of these concern me

Established dentists



Looking ahead to the next six months, which of these concerns you more? (continued)

BY AGE GROUP

35 to 44



● Dental team staffing shortages ● Not enough patient demand for care ● Neither of these concern me

45 to 54



55 to 64



65 and older



Looking ahead to the next six months, which of these concerns you more? (continued)

BY RACE/ETHNICITY

White



● Dental team staffing shortages ● Not enough patient demand for care ● Neither of these concern me

Asian



Hispanic



Number of Responses from Dentists in Private Practice by Wave

Wave	Responses
2022SEP	1,102
2022OCT	1,170
2022NOV	1,137
2022DEC	1,138
2023JAN	1,209
2023FEB	1,168
2023MAR	1,053
2023APR	1,008
2023MAY	1,001
2023JUN	1,103
2023JUL	955
2023AUG	1,141
2023SEP	976
2023OCT	1,020

Number of Responses by Group - Week of October 16, 2023

Ownership status	Choice Count
Owner dentist (i.e., sole owner, partner, or shareholder)	888
Employee dentist (nonowner)	47
Associate dentist (nonowner)	25
Independent contractor	16

Number of Responses by Group - Week of October 16, 2023 (continued)

DSO Affiliation	Choice Count
DSO	33
Non-DSO	931

Practice Size	Choice Count
Solo dentists	598
2 to 9 dentists	363
Large group (10+ dentists)	14

Geography	Choice Count
Top 20 Cities	73
Other Urban	699
Suburban	49
Rural	154

Sex	Choice Count
Male	658
Female	318

Years Experience	Choice Count
New dentists (graduated 2013 - 2022)	55
Established dentists (graduated before 2013)	921

Number of Responses by Group - Week of October 16 (continued)

Age	Choice Count
<35	17
35-44	140
45-54	230
55-64	324
65+	265

Race/Ethnicity	Choice Count
White	737
Asian	81
Hispanic	61
Black	14
Native Hawaiian / Pacific Islander	3
American Indian / Alaska Native	3
Other	14
Unknown	61