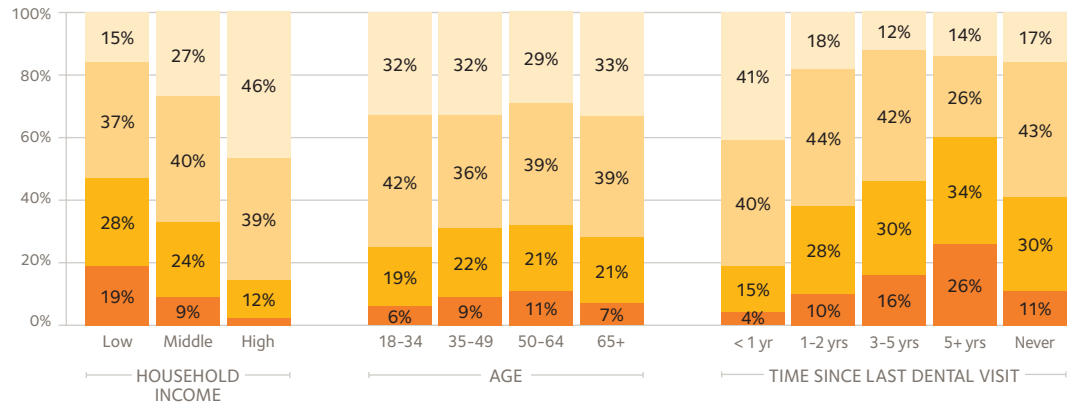
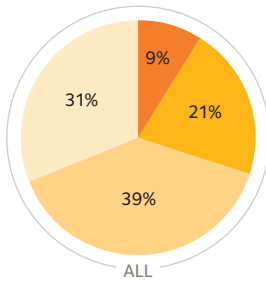


Oral Health and Well-Being in the United States

How do adults in the United States view their oral health? This fact sheet summarizes select data on self-reported oral health status, attitudes and dental care utilization among United States adults as of 2015 based on an innovative household survey. For methods and sources, visit ADA.org/statefacts. For more information on the ADA Health Policy Institute, visit ADA.org/HPI.

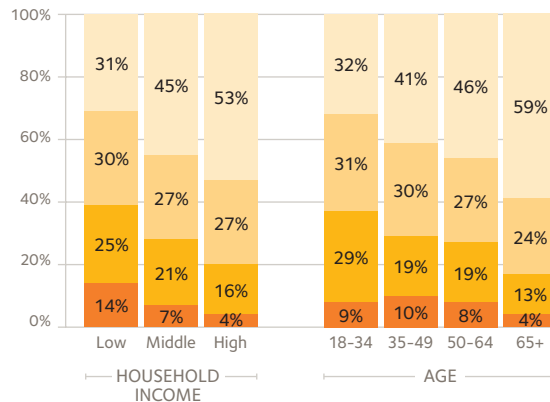
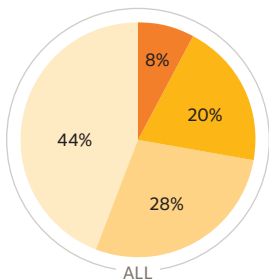
Overall Condition of Mouth and Teeth

VERY GOOD
GOOD
FAIR
POOR



Life in General is Less Satisfying Due to Condition of Mouth and Teeth

NEVER
RARELY
OCCASIONALLY
VERY OFTEN



1 in 5 low income adults say their mouth and teeth are in poor condition.



Life in general is less satisfying due to the condition of mouth and teeth.



39%
low income adults



38%
young adults

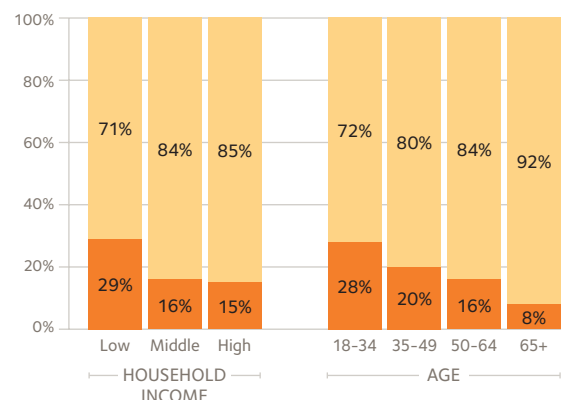
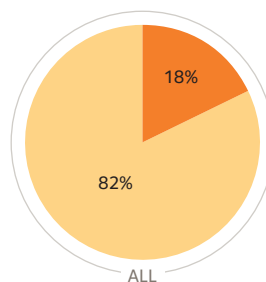
"The appearance of my mouth and teeth affects my ability to interview for a job."

29% low income adults

28% young adults

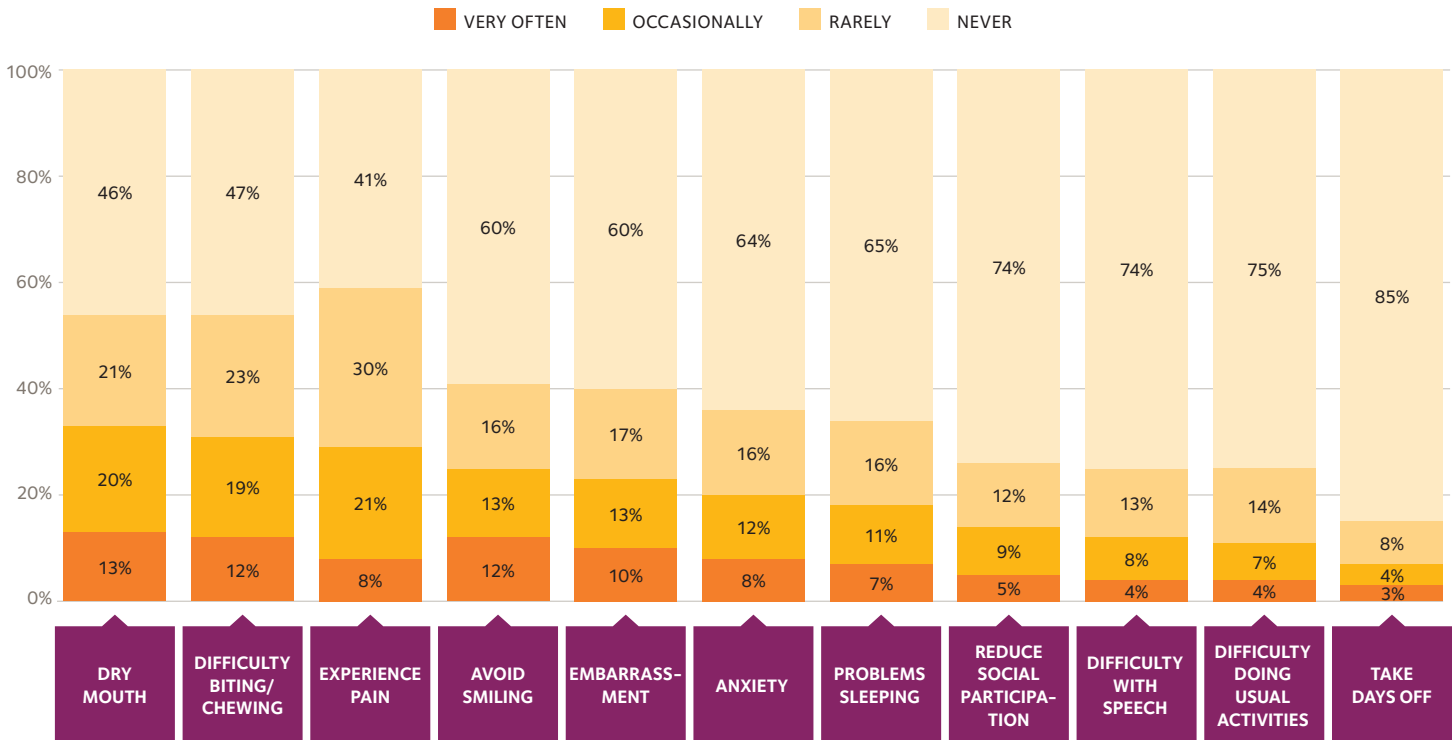
Appearance of Mouth and Teeth Affects Ability to Interview for a Job

YES NO



Oral Health and Well-Being in the United States

How Often Have You Experienced the Following Problems in the Last 12 Months Due to the Condition of Your Mouth and Teeth?



1 in 4

adults **avoid smiling** due to the condition of their mouth and teeth.



23%

of adults **feel embarrassment** due to the condition of their mouth and teeth.

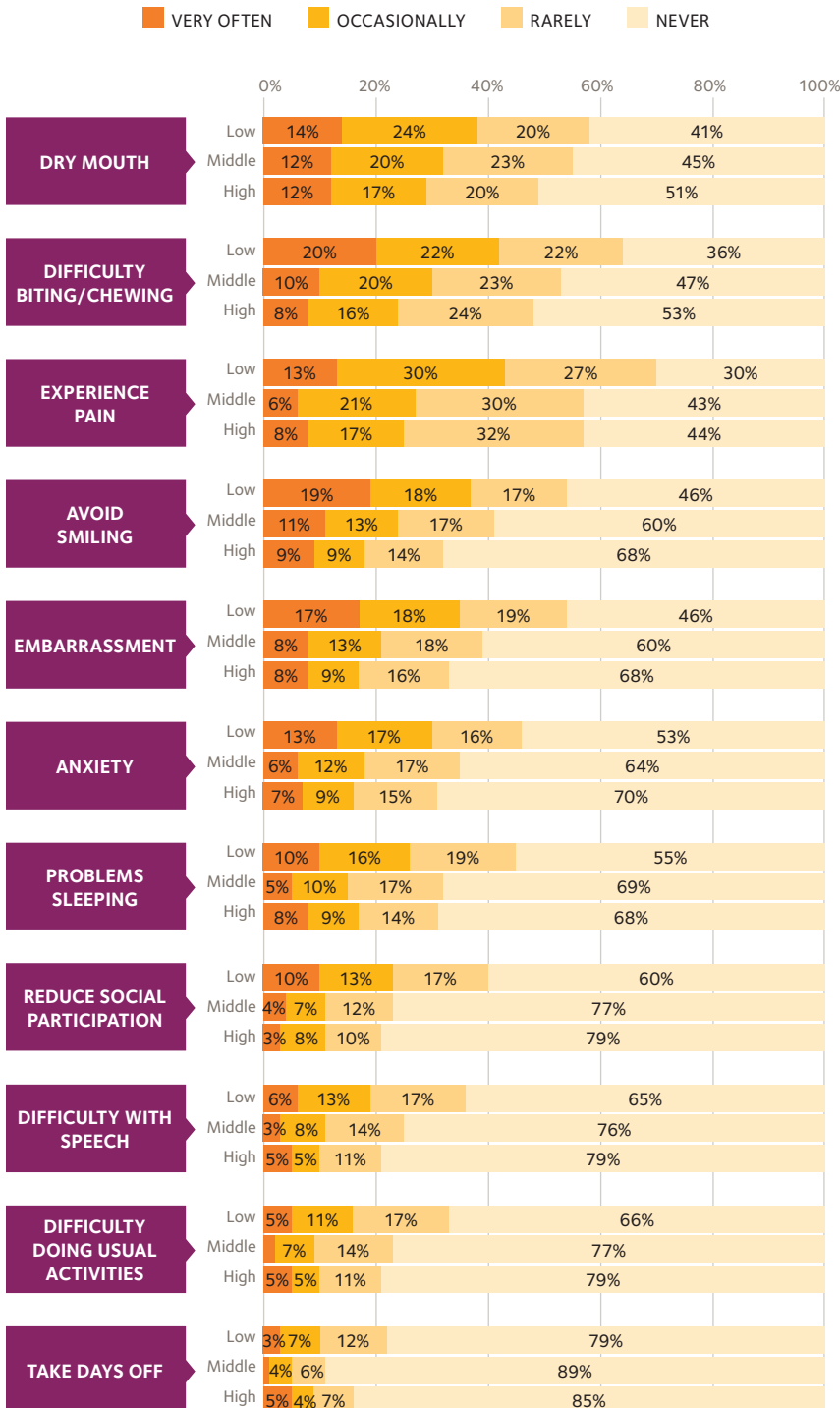


1 in 5

adults **experience anxiety** due to the condition of their mouth and teeth.

Oral Health and Well-Being in the United States

Problems Due to Condition of Mouth and Teeth, by Household Income



Low income adults are most likely to report having problems due to the condition of their mouth and teeth.



Pain is the top oral health problem for low income adults.



42% of low income adults have difficulty biting and chewing.



23% of low income adults reduce participation in social activities due to the condition of their mouth and teeth.



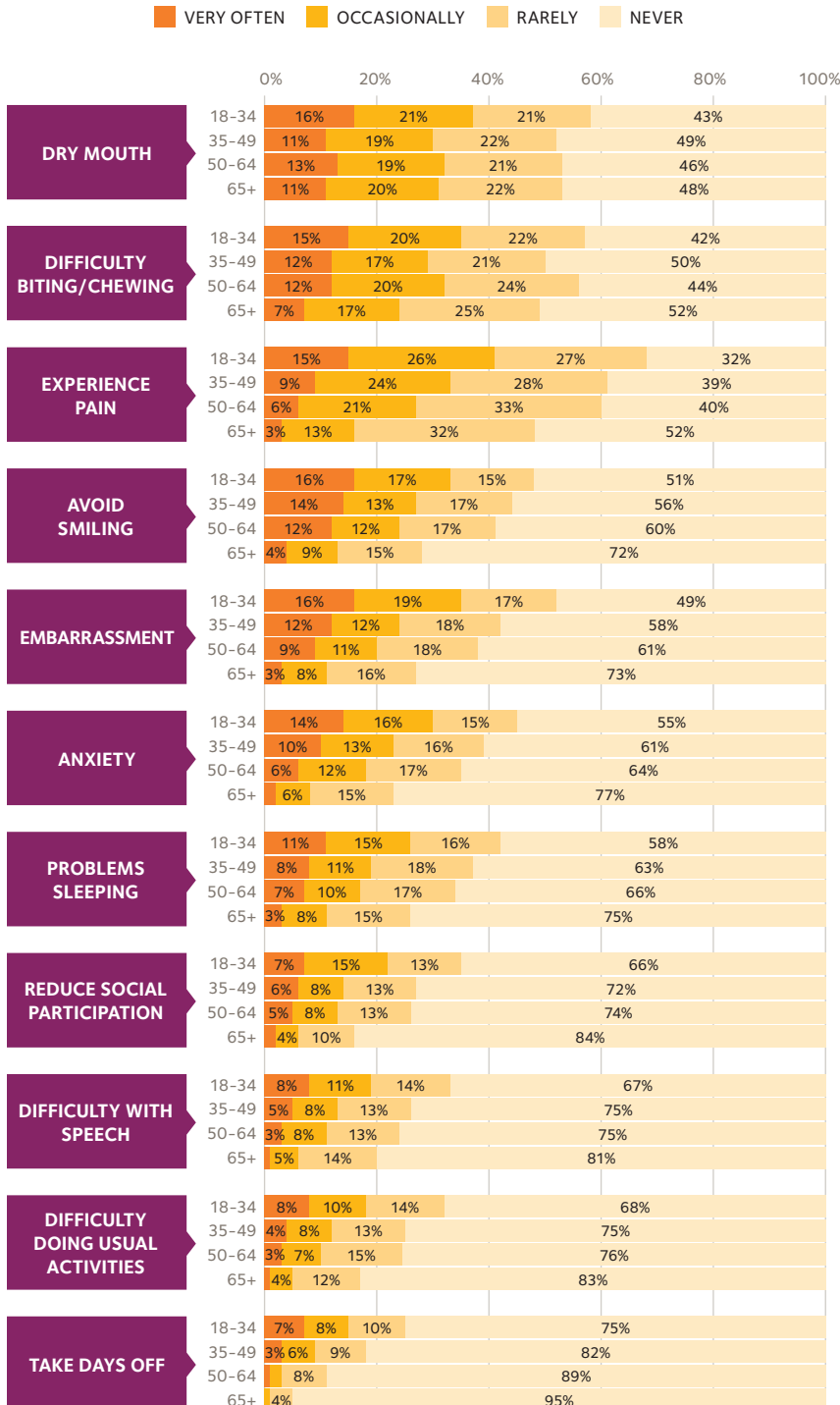
35% of low income adults feel embarrassment due to the condition of their mouth and teeth.



37% of low income adults avoid smiling due to the condition of their mouth and teeth.

Oral Health and Well-Being in the United States

Problems Due to Condition of Mouth and Teeth, by Age



Young adults are most likely to report having problems due to the condition of their mouth and teeth.



Pain is the top oral health problem for young adults.



35% of young adults have difficulty biting and chewing.



22% of young adults reduce participation in social activities due to the condition of their mouth and teeth.



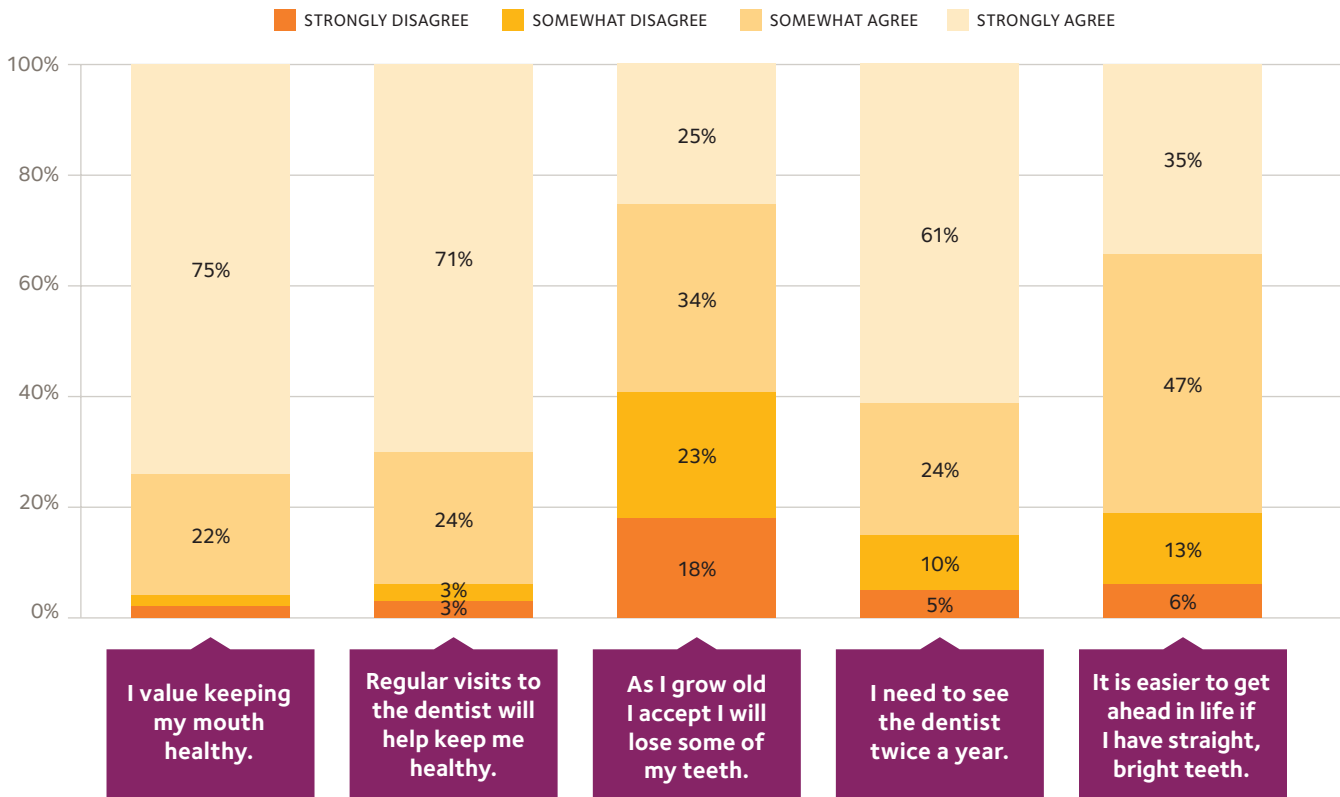
35% of young adults feel embarrassment due to the condition of their mouth and teeth.



33% of young adults avoid smiling due to the condition of their mouth and teeth.

Oral Health and Well-Being in the United States

Attitudes Toward Oral Health and Dental Care



Attitudes are generally consistent across income levels and age groups.



97%
value oral health.



85%
feel they need to visit the dentist twice per year.



95%
agree regular dental visits keep them healthy.



82%
believe straight, bright teeth help you get ahead in life.

"I accept I will lose some teeth with age."




74%
low income adults



48%
high income adults

Oral Health and Well-Being in the United States

What People Say...

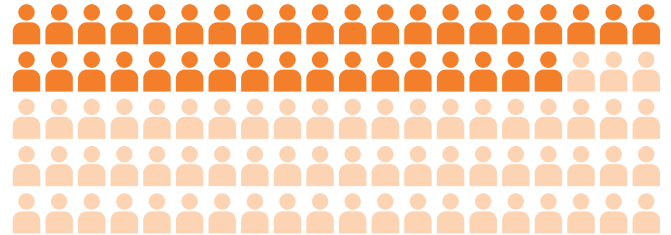


77% of adults say they plan to visit the dentist within the next year.

Percentage who plan to visit the dentist within the next year

(Harris, 2015)

What People Do...



37% of adults actually visited the dentist within the last year.

Percentage who actually visited the dentist within the last year

(MEPS, 2013)

77%	All Adults	37%
HOUSEHOLD INCOME		
62%	Low	20%
74%	Middle	31%
91%	High	51%
AGE		
80%	18 to 34	30%
75%	35 to 49	35%
77%	50 to 64	43%
76%	65 or older	42%
SOURCE OF DENTAL BENEFITS		
91%	Private	51%
86%	Medicaid	20%
58%	No dental coverage	23%

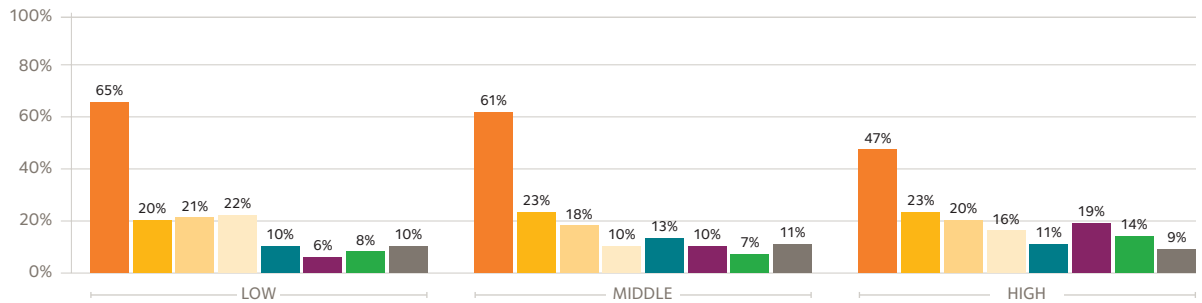
Oral Health and Well-Being in the United States

Reasons for Not Visiting the Dentist More Frequently, Among Those Without a Visit in the Last 12 Months

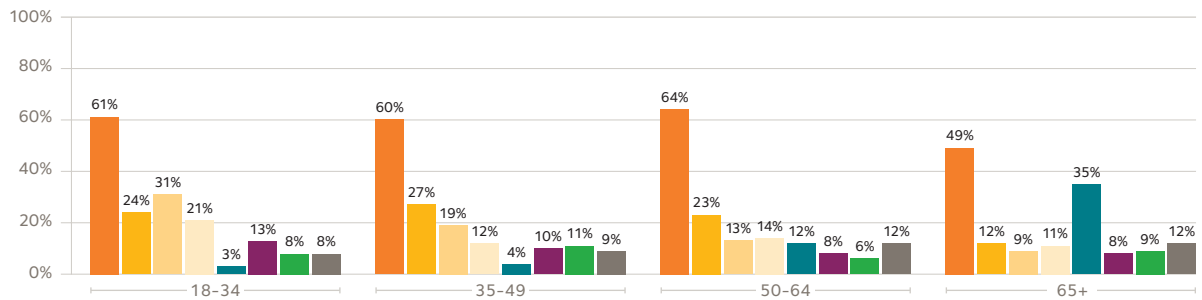


Cost is the top reason regardless of income, age, or source of dental benefits.

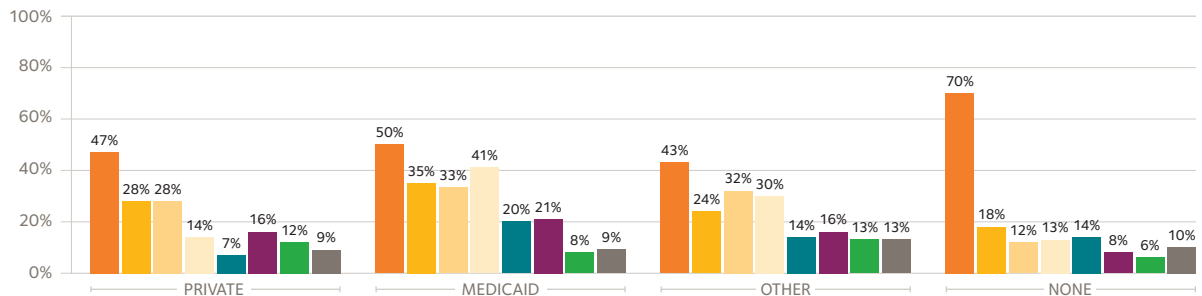
Household Income



Age



Source of Dental Benefits



Trouble finding a dentist is a close second among adults with Medicaid dental benefits.