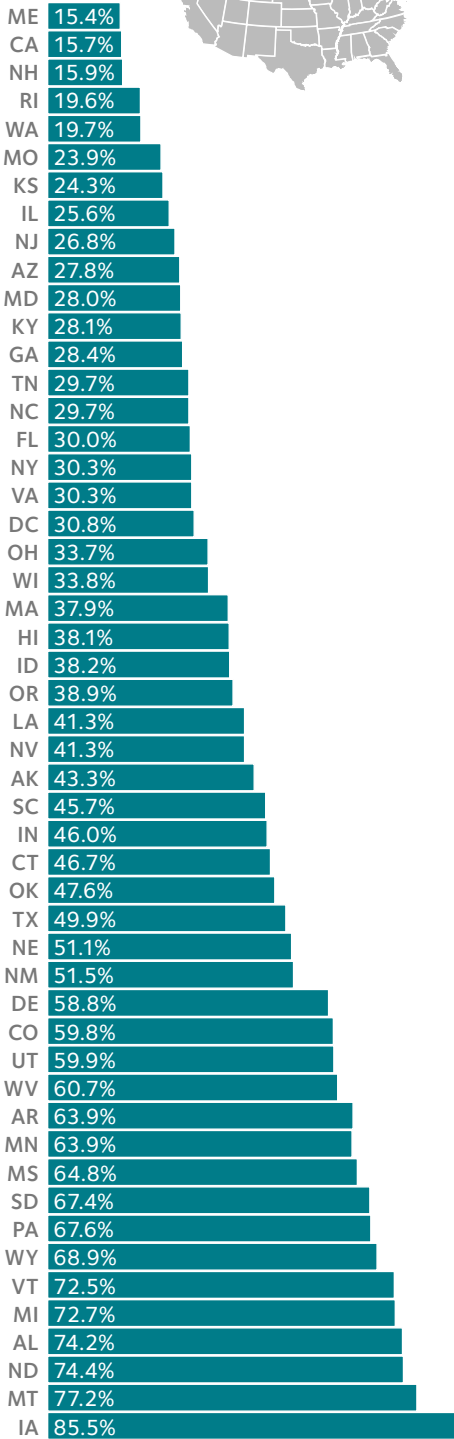
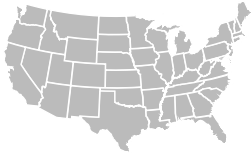
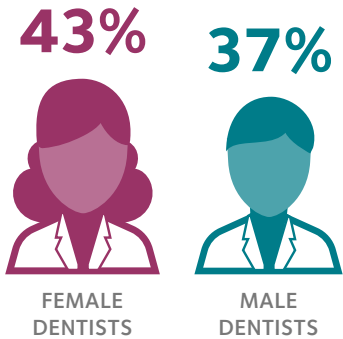


# Dentist Participation in Medicaid or CHIP

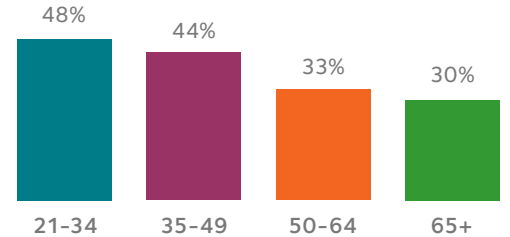
## BY STATE



## BY GENDER



## BY AGE

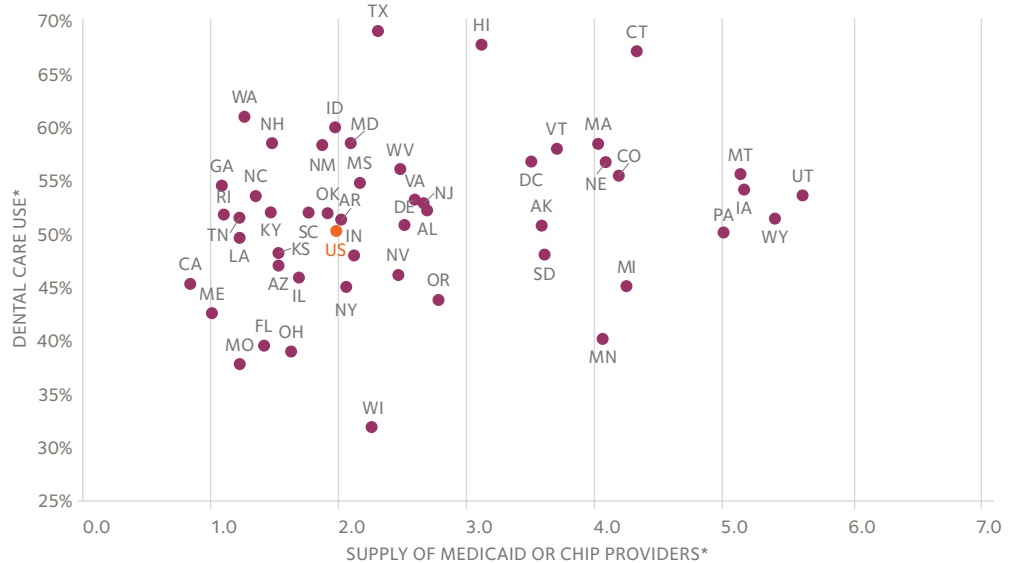


## BY SPECIALTY



**39%**  
OF U.S. DENTISTS  
participate in Medicaid  
or CHIP for child  
dental services

## STATES WITH SIMILAR NUMBERS OF MEDICAID OR CHIP PROVIDERS HAVE RADICALLY DIFFERENT DENTAL CARE USE RATES AMONG MEDICAID-ENROLLED CHILDREN



Sources: HPI analysis of the ADA masterfile database maintained by the American Dental Association; Insure Kids Now and Form 416 databases maintained by the Centers for Medicaid and Medicare services. Data are for 2016. CHIP is Children's Health Insurance Program. For full methodology, please contact [hpi@ada.org](mailto:hpi@ada.org).

\*Dental Care Use is the percentage of children enrolled in Medicaid for 90 continuous days with a dental visit in 2016. In some states, the dental care use rate might account for CHIP-enrolled children as well. Supply of Medicaid or CHIP Providers is the ratio of the number of dentists participating in Medicaid or CHIP in 2016 per 1,000 Medicaid or CHIP children enrolled for 90 continuous days in 2016.

Note: Data for North Dakota are not available.