

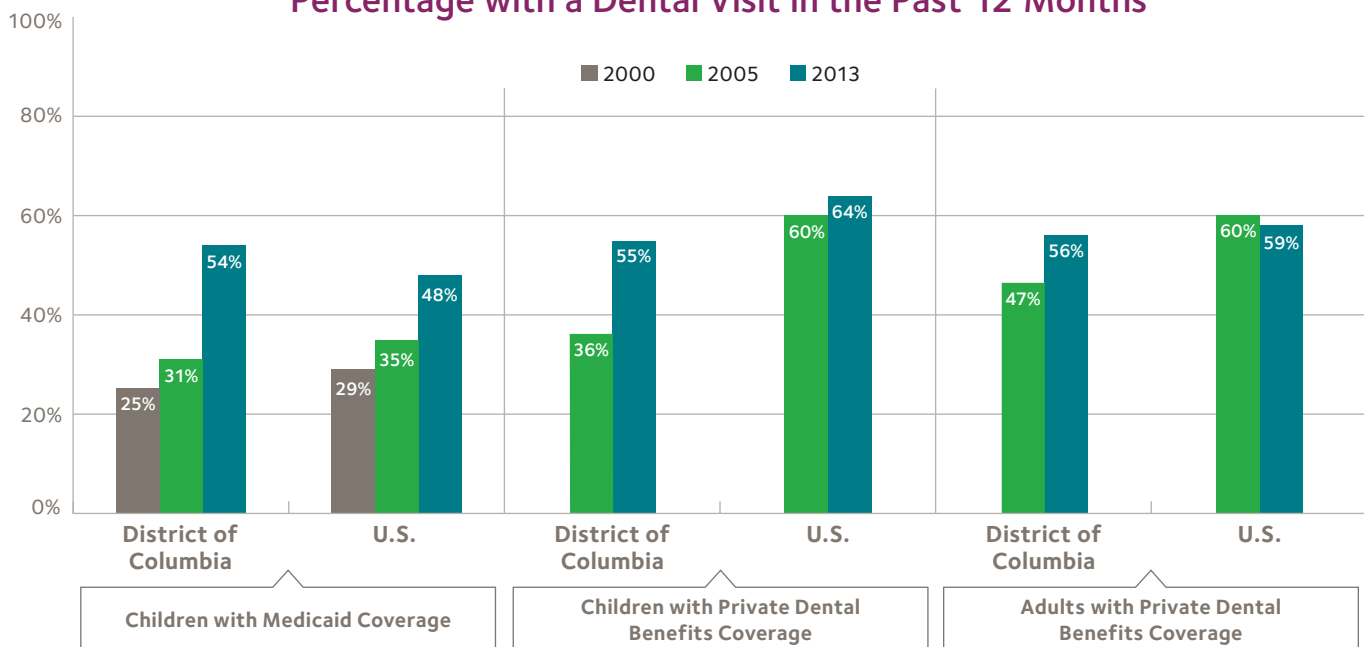
# Oral Health Care System: District of Columbia

This fact sheet summarizes select data on the oral health care system as of 2015. Topics include dental care utilization; oral health status; attitudes and knowledge of oral health; fluoridation rates; reimbursement rates to providers and the supply of dentists.

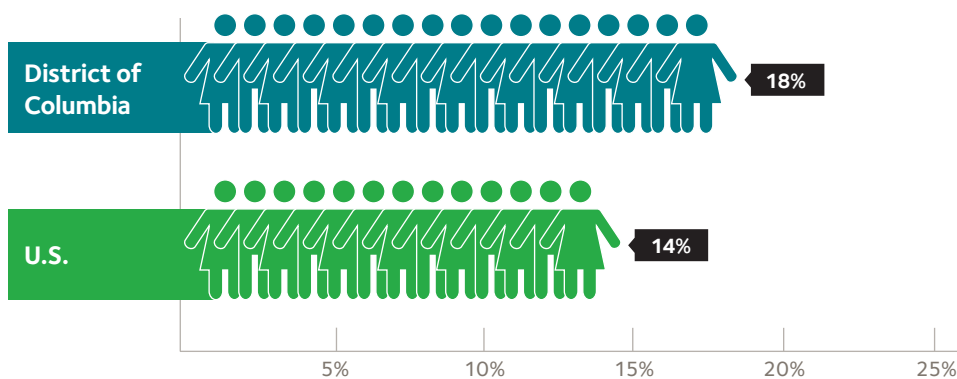
For methods and data sources, please visit [ADA.org/statefacts](http://ADA.org/statefacts).

For more information on the ADA Health Policy Institute, please visit [ADA.org/HPI](http://ADA.org/HPI).

## Percentage with a Dental Visit in the Past 12 Months




## Percentage of Medicaid Children Who Received a Sealant on a Permanent Molar in 2013




**18%** OF DISTRICT OF COLUMBIA MEDICAID CHILDREN 6 THROUGH 14 YEARS OLD RECEIVED A SEALANT ON A PERMANENT MOLAR IN 2013, COMPARED TO 14% NATIONALLY

# Oral Health Care System: District of Columbia

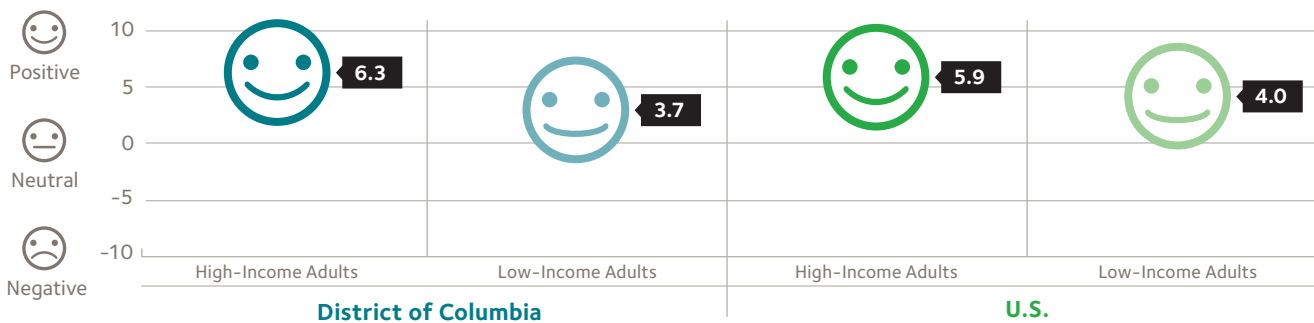
## Oral Health Status Index Among Adults in 2015



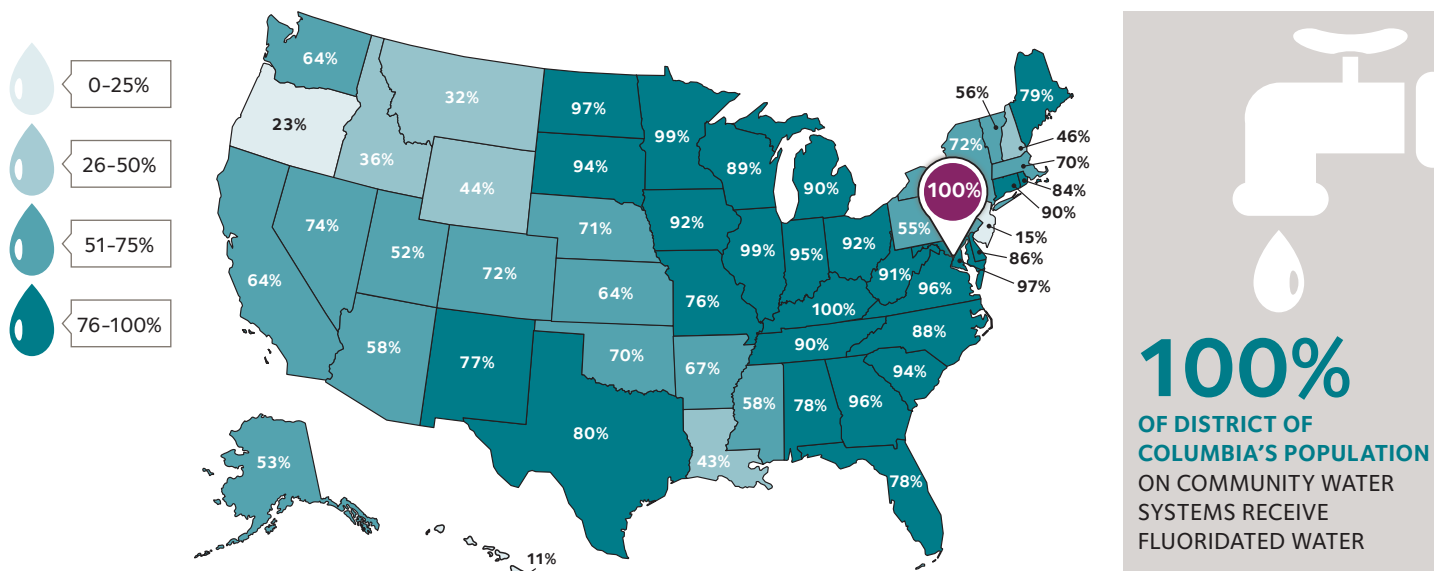
## Oral Health Knowledge Index Among Adults in 2015



## Oral Health Attitude Index Among Adults in 2015



## Percentage of Population on Community Water Systems Receiving Fluoridated Water in 2012

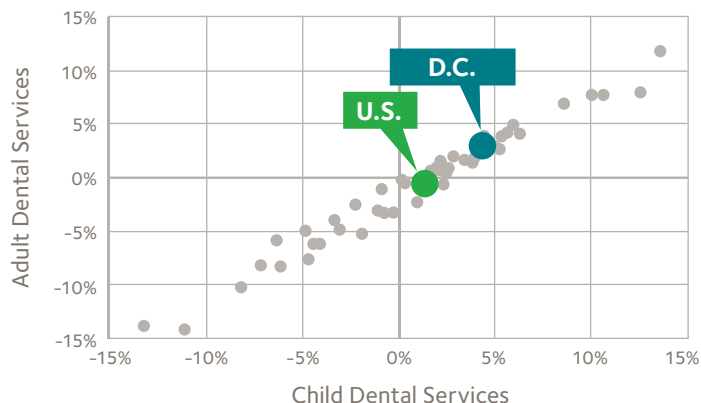


# Oral Health Care System: District of Columbia

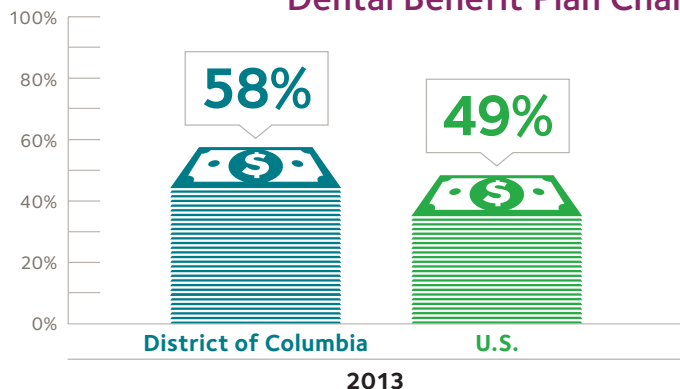
## Change in Private Dental Benefit Plan Charges Between 2003 and 2013

CHANGE IN PRIVATE DENTAL BENEFIT PLAN CHARGES BETWEEN 2003 AND 2013

	CHILD	ADULT
<b>DISTRICT OF COLUMBIA</b>	<b>4.4%</b>	<b>3.8%</b>
<b>U.S.</b>	<b>1.2%</b>	<b>-0.6%</b>



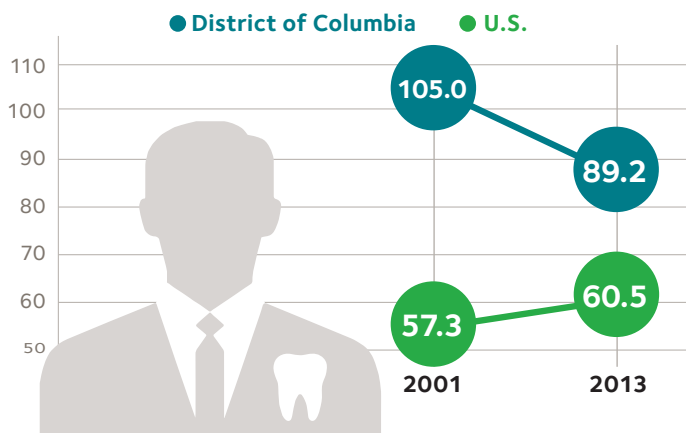
## Medicaid Fee-for-Service Reimbursement as a Percentage of Private Dental Benefit Plan Charges for Child Dental Services



BETWEEN  
2003 AND 2013  
REIMBURSEMENT RATES FOR  
CHILD DENTAL SERVICES  
IN MEDICAID

**increased 82.4%  
in District of Columbia**

## Number of Dentists per 100,000 Population



## Percentage of Dentists Participating in Medicaid for Child Dental Services in 2014

