

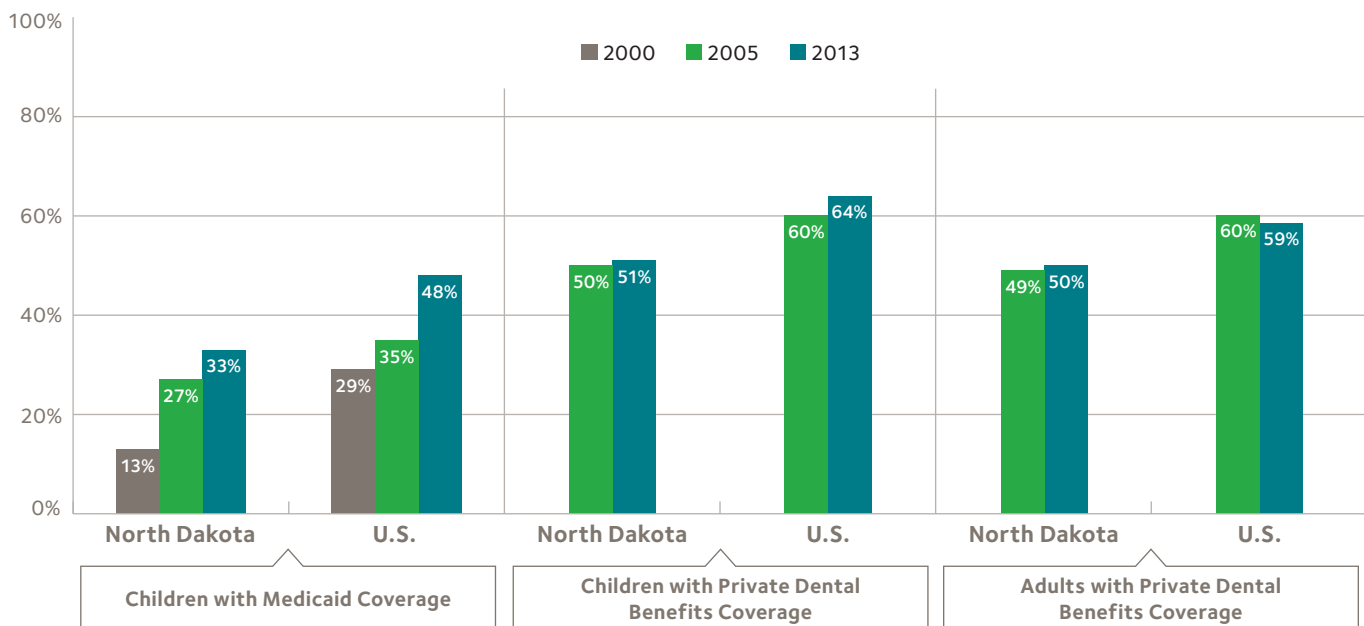
# Oral Health Care System: North Dakota

This fact sheet summarizes select data on the oral health care system as of 2015. Topics include dental care utilization; oral health status; attitudes and knowledge of oral health; fluoridation rates; reimbursement rates to providers and the supply of dentists.

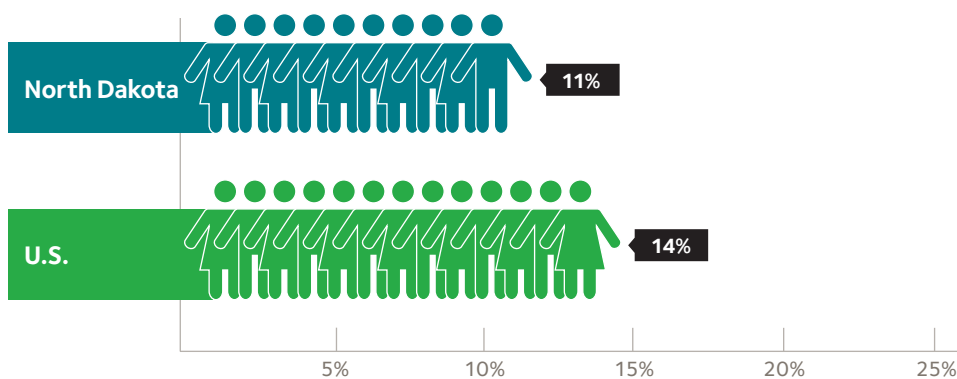
For methods and data sources, please visit [ADA.org/statefacts](http://ADA.org/statefacts).


For more information on the ADA Health Policy Institute, please visit [ADA.org/HPI](http://ADA.org/HPI).

Percentage with a Dental Visit in the Past 12 Months



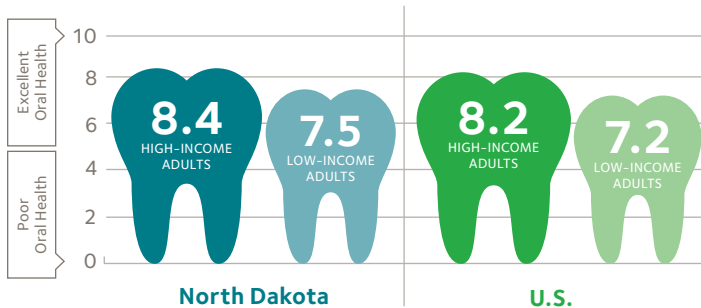
Percentage of Medicaid Children Who Received a Sealant on a Permanent Molar in 2013



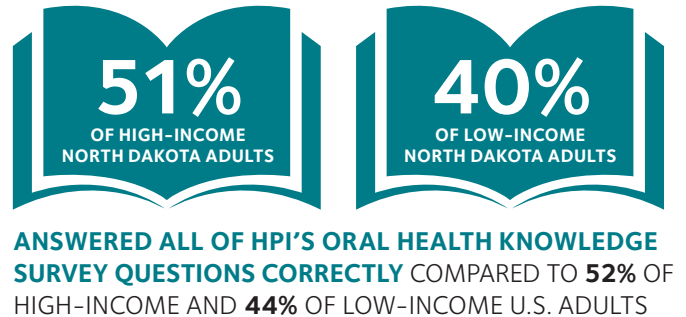
  
**11%**  
 OF NORTH DAKOTA  
 MEDICAID CHILDREN  
 6 THROUGH 14 YEARS OLD  
 RECEIVED A SEALANT ON  
 A PERMANENT MOLAR IN  
 2013, COMPARED TO 14%  
 NATIONALLY

# Oral Health Care System: North Dakota

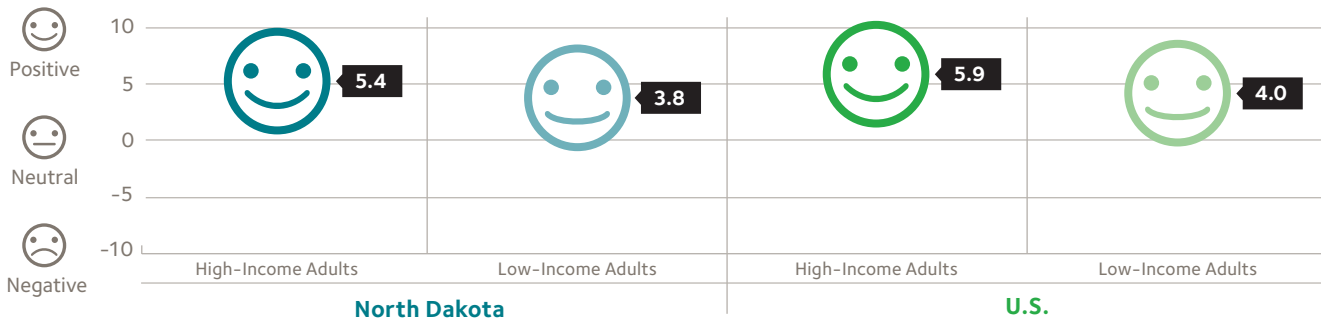
## Oral Health Status Index Among Adults in 2015



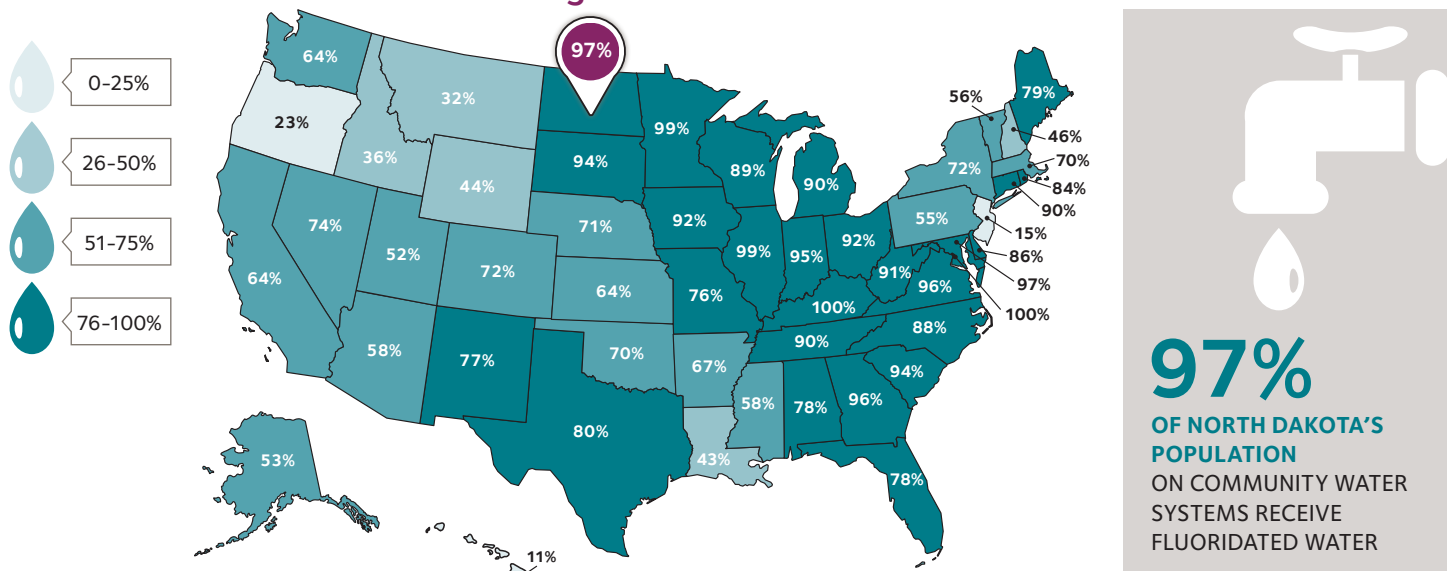
## Oral Health Knowledge Index Among Adults in 2015



## Oral Health Attitude Index Among Adults in 2015



## Percentage of Population on Community Water Systems Receiving Fluoridated Water in 2012

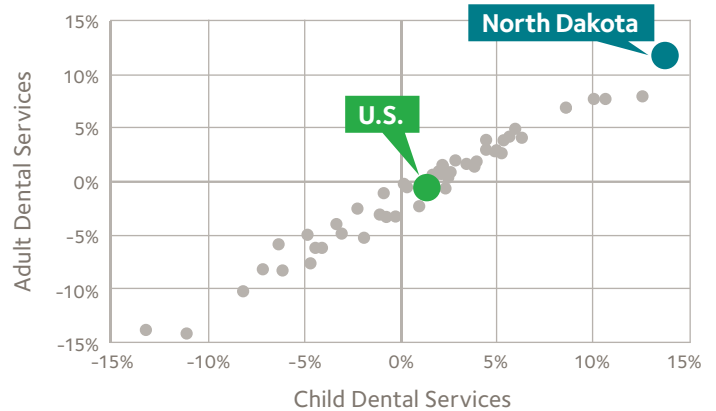


# Oral Health Care System: North Dakota

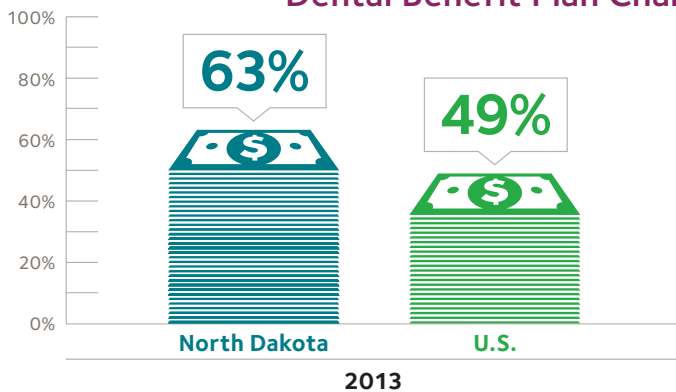
## Change in Private Dental Benefit Plan Charges Between 2003 and 2013

CHANGE IN PRIVATE DENTAL BENEFIT PLAN CHARGES BETWEEN 2003 AND 2013

	CHILD	ADULT
<b>NORTH DAKOTA</b>	<b>13.6%</b>	<b>11.7%</b>
<b>U.S.</b>	<b>1.2%</b>	<b>-0.6%</b>

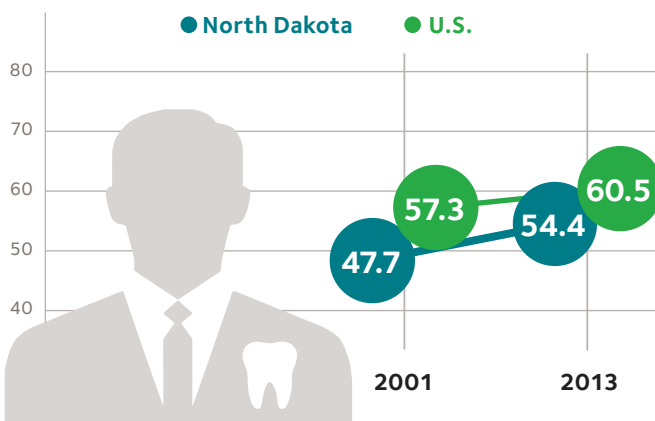


## Medicaid Fee-for-Service Reimbursement as a Percentage of Private Dental Benefit Plan Charges for Child Dental Services



IN 2013, MEDICAID REIMBURSEMENT RATES FOR CHILD DENTAL SERVICES WERE **63% OF PRIVATE DENTAL BENEFIT PLAN RATES IN NORTH DAKOTA** COMPARED TO 49% IN THE U.S.

## Number of Dentists per 100,000 Population



## Percentage of Dentists Participating in Medicaid for Child Dental Services in 2014

