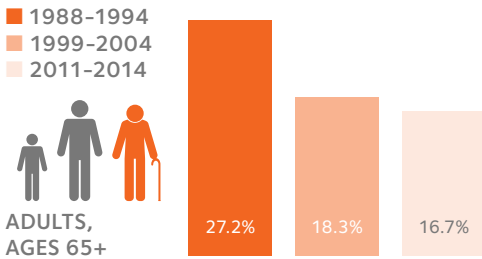
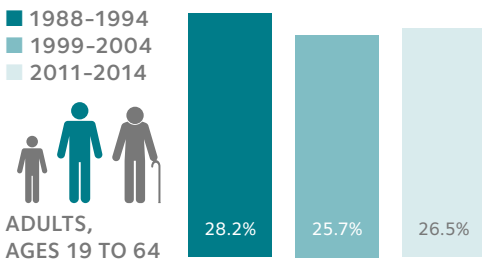
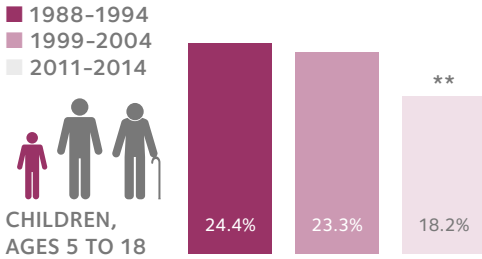


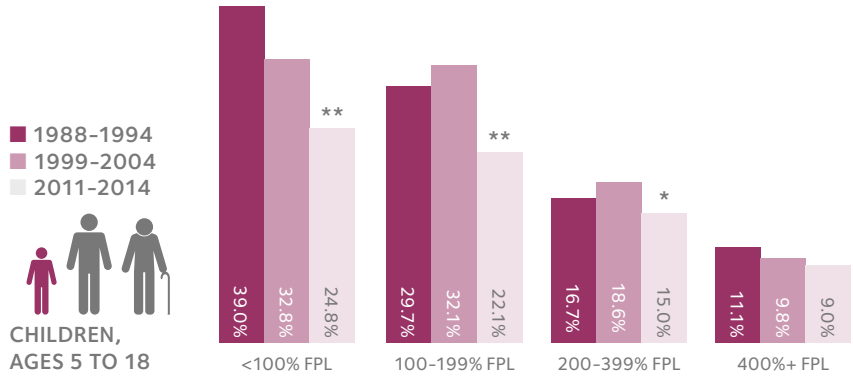
Untreated Caries Rates Falling Among Low-Income Children

PREVALENCE OF UNTREATED CARIES, BY AGE GROUP

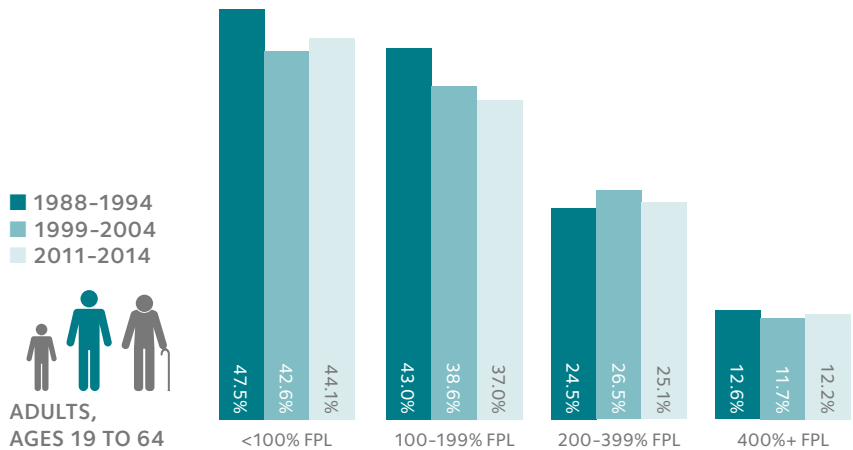


PREVALENCE OF UNTREATED CARIES, BY INCOME LEVEL AND AGE GROUP

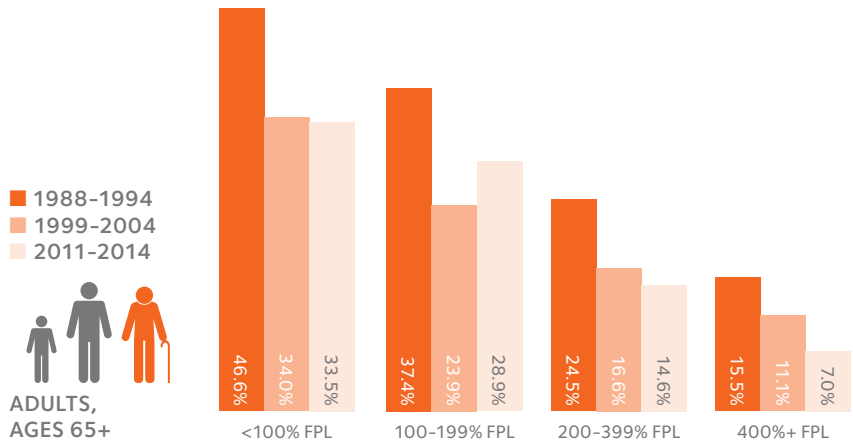
Untreated caries rates are declining for children, especially **low-income children**.



In contrast, the rate of untreated carries for **adults** and **seniors** is stable.



Note: Based on HPI analysis of National Health and Nutrition Examination Survey (NHANES) data. The NHANES is designed to monitor the health and nutritional status of the civilian non-institutionalized U.S. population. Survey participants are selected through a complex, multistage process that includes oversampling in order to obtain reliable estimates for population subgroups. The survey consists of interviews conducted in participants' homes and standardized physical examinations in mobile examination centers (MECs). The years 1988-1994, 1999-2004 and 2011-2014 were selected because the NHANES oral health assessment was conducted using a consistent methodology. In other years, the methodology changed and data, therefore, are not comparable. Additional information on NHANES is available from: www.cdc.gov/nchs/nhanes.htm. Untreated dental caries refers to decay on the crown or enamel surface of a tooth (i.e. coronal caries) that has not been treated or filled. Decay in the root (i.e. root caries) was not included. The third molars were not included. Only those individuals with at least one natural primary or permanent tooth (considering 28 tooth spaces) were included in the analyses. The presence of untreated caries was evaluated in primary and permanent teeth for people ages 5 and above. We report untreated caries by age group and by household income level broken down by age group. The numbers presented here are unadjusted age rates.



*Indicates changes from 1999-2004 to 2011-2014 are statistically significant at the 10% confidence level (p-value < 0.10).
**Indicates changes from 1999-2004 to 2011-2014 are statistically significant at the 0.1% confidence level (p-value < 0.001)